

Shelbourne

REYNOLDS

XCV 32

PARTS MANUAL - 2014 AND ON



Shelbourne Reynolds Engineering Ltd
Stanton
Bury St Edmunds
Suffolk
IP31 2AR
England

Telephone: 01359 250415
Fax: 01359 250464

Stores Direct : 01359 251231
Stores Direct: 01359 252031

Shelbourne Reynolds Inc.
Colby PO box 607
1250 S Country Club Drive
Colby , Kansas 67701
U.S.A.

Telephone: (785) 462 6299
Fax: (785) 462 6761

Issue 8

16/06/2023

STRIPPER HEADER

ORDERING SPARE PARTS

IMPORTANT

Your Stripper Header is made up of a Machine assembly number (common parts), specific sub assemblies and also customer optional build kits. The machine, sub assemblies and optional kit numbers are listed in the front pages of your Operators manual. If you do not have these numbers please contact Shelbourne Reynolds Parts Department direct on (telephone) Stanton - (01359) 251231 or Colby - (785) 462 6299.

To ensure that you order the correct part from your SRE dealer please use the following procedure.

ALWAYS QUOTE THE MACHINE AND SERIAL NUMBERS WHEN ORDERING.

The year and/or serial number of the machine may determine the correct sub assembly.

Refer to the Parts Manuals front page/s, listing the machine assemblies. Select the correct machine assembly number which is printed in the top left corner of the page (starting with 1965_ _ 01). This machine number can also be taken from the Stripper Header identification plate located on the rear left hand corner of the machine.

On this page you will find the parts listing for the common parts for every configuration of that machine assembly number. You will find the corresponding drawing by either looking at the facing page or progressing through the manual to the next drawing. The drawings indicate the components by item numbers, which you will find, are repeated in the left-hand side of your parts listing, and therefore referring to the correct part.

Note all parts will not be found listed below the machine number. Other parts will be from specific sub assemblies and optional kits. These sub assemblies and kits will be found in numerical order further through the manual. Sub assemblies start with 1960_ _ 01 and kits start with KIT- 19 _ _ _.

List Of Kit Numbers

196570 32	Shelbourne Header	1
196143 36	Header Lights Sub Assembly	3
196193 32	Hydraulic Circuit Sub Assembly	5
196253 02	3.0m Drive End Rotor Assembly	7
196254 02	3.0m Idle End Rotor Assembly	9
196255 03	3.6m Centre Rotor Assembly	11
196256 32	Crop Deflector Sub Assembly	13
196257 32	Hood Sub Assembly	15
196258 01	Rotor Mounting Sub Assembly	17
196262 01	VS Drive Sub	20
196264 01	Emblems And Guards Sub Assembly	23
196265 01	Divider Sub Assembly	25
196267 32	Frame And Parts Sub Assembly	27
196274 32	Rear Drive Shaft Sub Assembly	29
196278 32	Auger Sub Assembly	31
GEA-0058	Input Gearbox Assembly	33
KIT-00121	Auger Drive/Sprocket Clutch	35
KIT-00123	Auger Slip Clutch	37
KIT-00931	PTO Support Kit	39
KIT-00976	Ball Joint Centre Coupling	41
KIT-00976a	Ball Joint Centre Coupling	43
KIT-01385	Rotor Pulley Assembly (Bolt In Hubs)	45
KIT-01386	Rear Pulley Assembly (Bolt In Hubs)	47
KIT-01399	Rotor Pulley Assembly HD	49
KIT-01401	Safety Decal Kit North America	51
KIT-01402	Safety Decal Kit ISO	53
KIT-01454	VS Drive Cam & Bearing Kit, All Years	55
KIT-19001	Spring Tilt Kit (2013 And 2014)	57
KIT-19030	Spring Tilt Kit (2015 And On)	59
KIT-19006	Skid Kit	61
KIT-19013	Tilting Adaptor Plate Kit	63
KIT-19020	Gauge Wheel Kit (2014 Only)	65
KIT-19025	Gauge wheel Kit (2015 And On)	67
RDS-0002	Tacho Kit	69
RDS-0007	Tacho Kit	69

Drive 72

196549 128	Drive Kit CNH	73
196459 168	Drive Kit AGCO	75
196549 178	Drive kit John Deere	77
196549 188	Drive Kit Claas Lexion	79

Hydraulics 82

KIT-01717	Hydraulic Fittings Kit Claas lexion	83
KIT-01726	CNH Hydraulic Multicoupler Kit	85
KIT-01726	John Deere Hydraulic Multicoupler Kit	87
KIT-01728	Claas Lexion Hydraulic Multicoupler Kit	89
KIT-01731	AGCO Hydraulic Multicoupler Kit	91

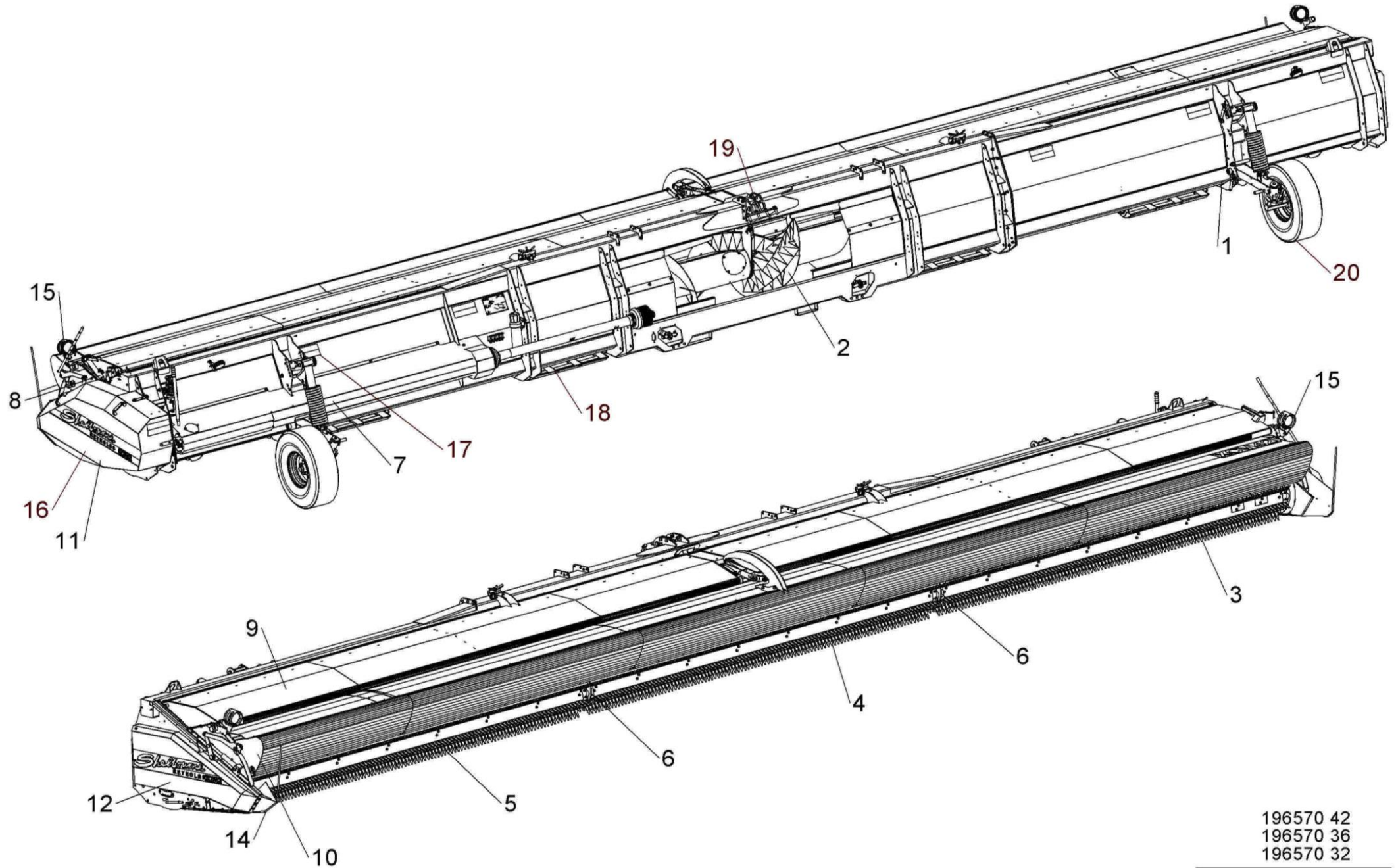
Adaptor Plates 94

KIT-19002	John Deere Adaptor Plate	95
KIT-19003	Claas Lexion Adaptor Plate	97
KIT-19015	CNH Adaptor Plate	99
KIT-19016	AGCO Adaptor Plate	101
KIT-19017	Gleaner Fill In Plate Kit	103
KIT-19026	CNH Adaptor Plate Hook And Bracket Assembly	105
KIT-19028	NH Bottom Beam Locking Kit	107
KIT-19029	CIH Adaptor Plate Beam Lock Kit	109

Shelbourne Reynolds Engineering Limited

ASSY NUMBER: 196570 32				ASSY DESCRIPTION: EXCEL 32 SHELBOURNE HEADER			
ITEM	PART NO	DESCRIPTION	QTY	ITEM	PART NO	DESCRIPTION	QTY
1	196267 32	FRAME & PARTS SUB ASSY	1	18	KIT-19006	SKID KIT	1
2	196278 32	AUGER ASSY	1	19	KIT-19013	TILTING ADAPTOR PLATE KIT	1
3	196253 02	STRIPPING ROTOR ASSY 3.0m LH	1	20	KIT-19025	GAUGE WHEEL KIT (2015 & ON)	1
4	196255 03	STRIPPING ROTOR ASSY 3.6m CTR	1	OR	KIT-19020	GAUGE WHEEL KIT (2014 ONLY)	1
5	196254 02	STRIPPING ROTOR ASSY 3.0m RH	1				
6	196258 01	ROTOR MOUNTING SUB	1				
7	196274 32	REAR DRV SHAFT SUB	1				
8	196193 32	HYDRAULIC SUB ASSY	1				
9	196257 32	HOOD SUB ASSY	1				
10	196256 32	CROP DEFLECTOR SUB	1				
11	196264 01	EMBLEM & GUARD SUB	1				
12	RDS-0007	HEADER MON' KIT	1				
13	RDS-0002	COMBINE MON' KIT (VS DRIVE)	1				
OR	RDS-0003	COMBINE MON' KIT (STEP DRIVE)	1				
14	196265 01	DIVIDER SUB	1				
15	196143 36	HEADER LIGHTS SUB (USA ONLY)	1				
16	196261 01	STEP DRIVE ASSY (XCS)	1				
OR	196262 01	VARI-SPEED DRIVE ASSY (XCV)	1				
17	KIT-01401	SAFETY DECAL KIT (N AMERICA)	1				
OR	KIT-01402	SAFETY DECAL KIT (REST OF WORLD)	1				

Shelbourne Reynolds Engineering Limited

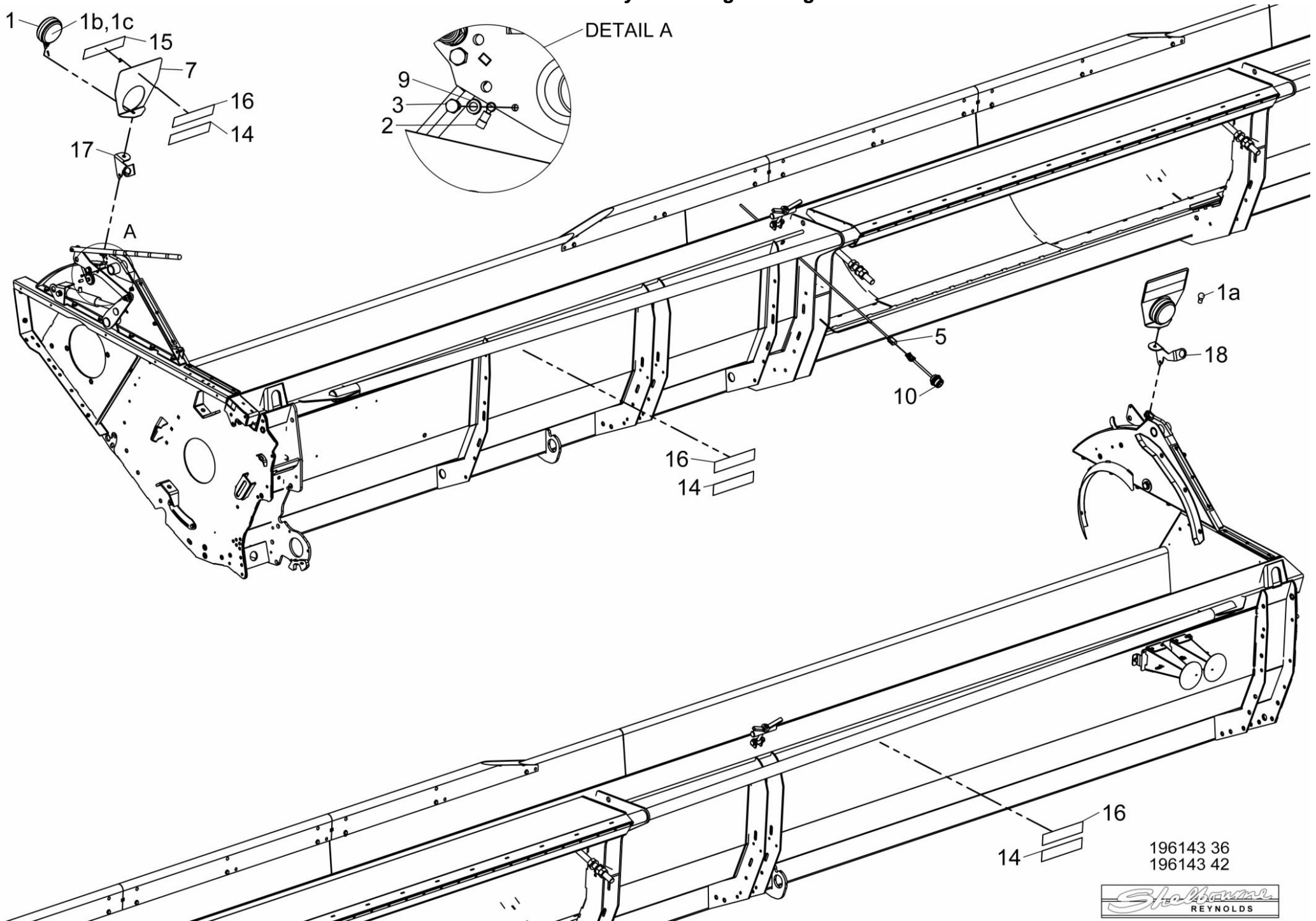


196570 42
196570 36
196570 32



Shelbourne Reynolds Engineering Limited

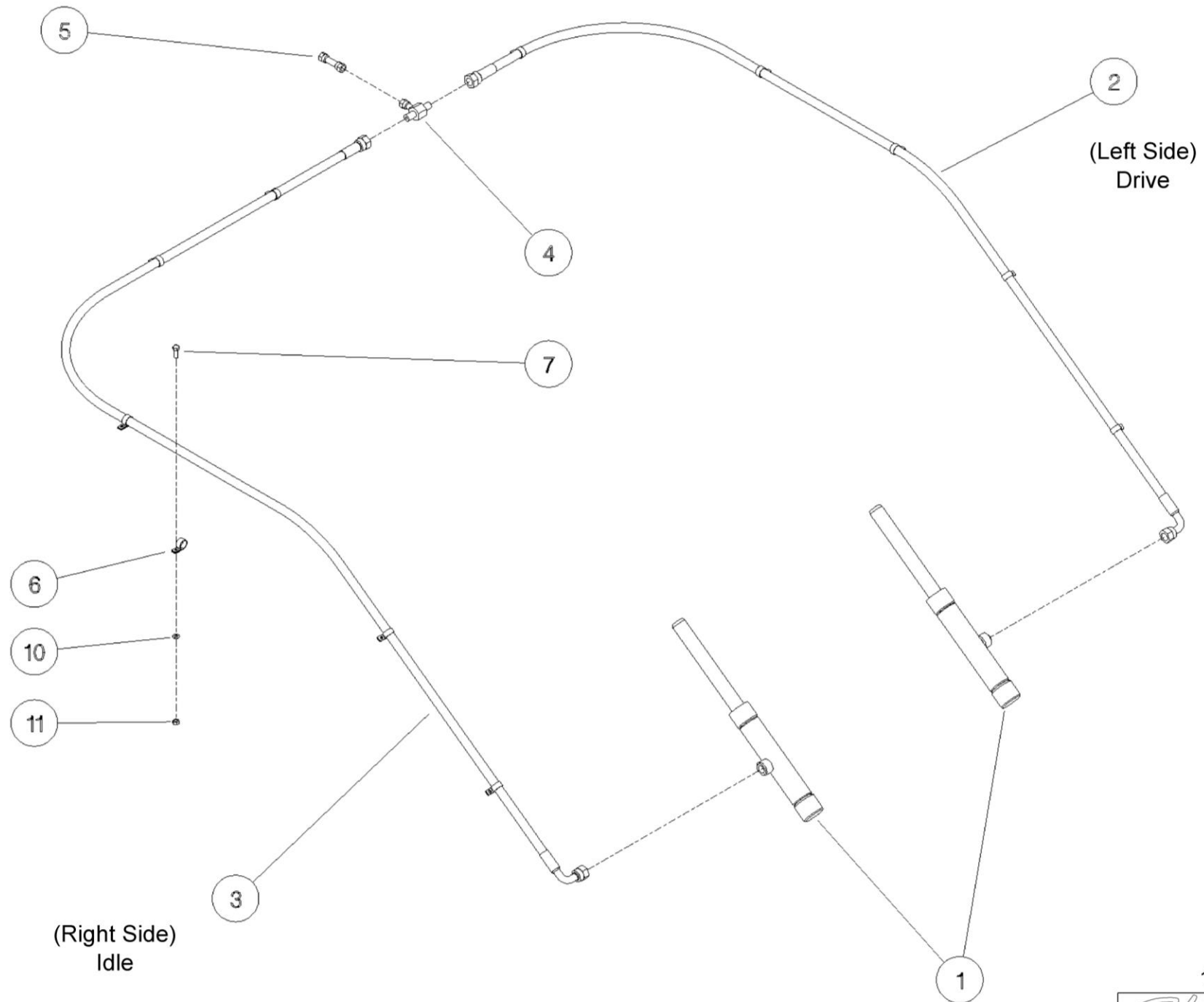
ASSY NUMBER: 196143 36				ASSY DESCRIPTION: HEADER LIGHTS SUB Cvs/Rsd/Excel 24-32			
ITEM	PART NO	DESCRIPTION	QTY	ITEM	PART NO	DESCRIPTION	QTY
1	LMP-10505	INDICATOR LAMP	2	15	TPE-00250	REFLECTIVE TAPE - YELLOW	0.23m
1a	BLB-0015	SPARE BULB (2013 & ON)		15	TPE-00250	REFLECTIVE TAPE - YELLOW	0.23m
OR	BLB-0020	SPARE BULB (2012 - 2013)		16	TPE-00251	REFLECTIVE TAPE - RED	0.23m
OR	BLB-0075	SPARE BULB (UPTO 2012)		16	TPE-00251	REFLECTIVE TAPE - RED	0.23m
1b	LMP-10009	SPARE LENS (3 SCREWS, 2013&ON)		16	TPE-00251	REFLECTIVE TAPE - RED	0.23m
1b	LMP-10006	SPARE LENS (GROTE, 2012-2013)		16	TPE-00251	REFLECTIVE TAPE - RED	0.23m
1b	LMP-10000	SPARE LENS FRONT (UPTO 2012)					
1c	LMP-10001	SPARE LENS REAR(PMG UPTO 2012)		17	198958 01	LH LIGHT MOUNTING BRACKET	1
2	ETM-00440	LOOP TERMINAL	2	18	198958 02	RH LIGHT MOUNTING BRACKET	1
3	HSS-0055	SETSCREW	3				
OR	SCW-5180	SELF TAP SCREW	3				
4	ETM-00560	MALE BULLET TERMINAL	2				
5	198524 01	WIRE LOOM & PLUG ASSY	1				
6							
7	290739 01	INDICATOR GUARD (2019 & ON)	2				
OR	193567 01	INDICATOR GUARD (UP TO 2019)	2				
8							
9	WSH-0006	PLAIN WASHER	3				
10	193516 01	LIGHT PLUG (JD PRE 50 SERIES)	1				
OR	195207 01	LIGHT PLUG (JD 50 SERIES)	1				
OR	SEE KIT-01727	LIGHT PLUG (JD 60,70 & S SER)	1				
OR	197040 01	LIGHT PLUG (CASE IH & NH)	1				
a	ECN-09060	SPARE LOCK WASHER					
b	ECN-09050	SPARE PANEL NUT					
OR	198732 01	LIGHT PLUG (NH TR)	1				
OR	SEE KIT-01731	LIGHT PLUG ASSY (AGCO MULTI)	1				
OR	291911 01	LONG LIGHT CABLE (11m)	1				
OR	292994 01	COMBINE LIGHT LOOM (JD X9)	1				
12							
13							
14	TPE-00300	FLUORESCENT TAPE -RED/ORANGE	0.23m				
14	TPE-00300	FLUORESCENT TAPE -RED/ORANGE	0.23m				
14	TPE-00300	FLUORESCENT TAPE -RED/ORANGE	0.23m				
14	TPE-00300	FLUORESCENT TAPE -RED/ORANGE	0.23m				



196143 36
196143 42

Shelbourne Reynolds Engineering Limited

ASSY NUMBER: 196193 32				ASSY DESCRIPTION: HYDRAULIC CIRCUIT SUB EXCEL 32			
ITEM	PART NO	DESCRIPTION	QTY	ITEM	PART NO	DESCRIPTION	QTY
1	195075 01	HYDRAULIC RAM	2				
1a	RMSK00030	SEAL KIT (SPARES)					
2	HHBC47510	HYD HOSE ASSY LH	1				
3	HHBC78010	HYD HOSE ASSY RH	1				
4	HPPD07100	HYD TEE FITTING	1				
5	FIT-0213	HYD BULKHEAD FITTING	1				
6	CLP-01012	P CLIP	5				
7	SCW-4960	BUTTON SKT.HD SCREW	4				
8							
9							
10	WSH-0009	PLAIN WASHER	4				
11	NUT-0260	NYLOC NUT	4				

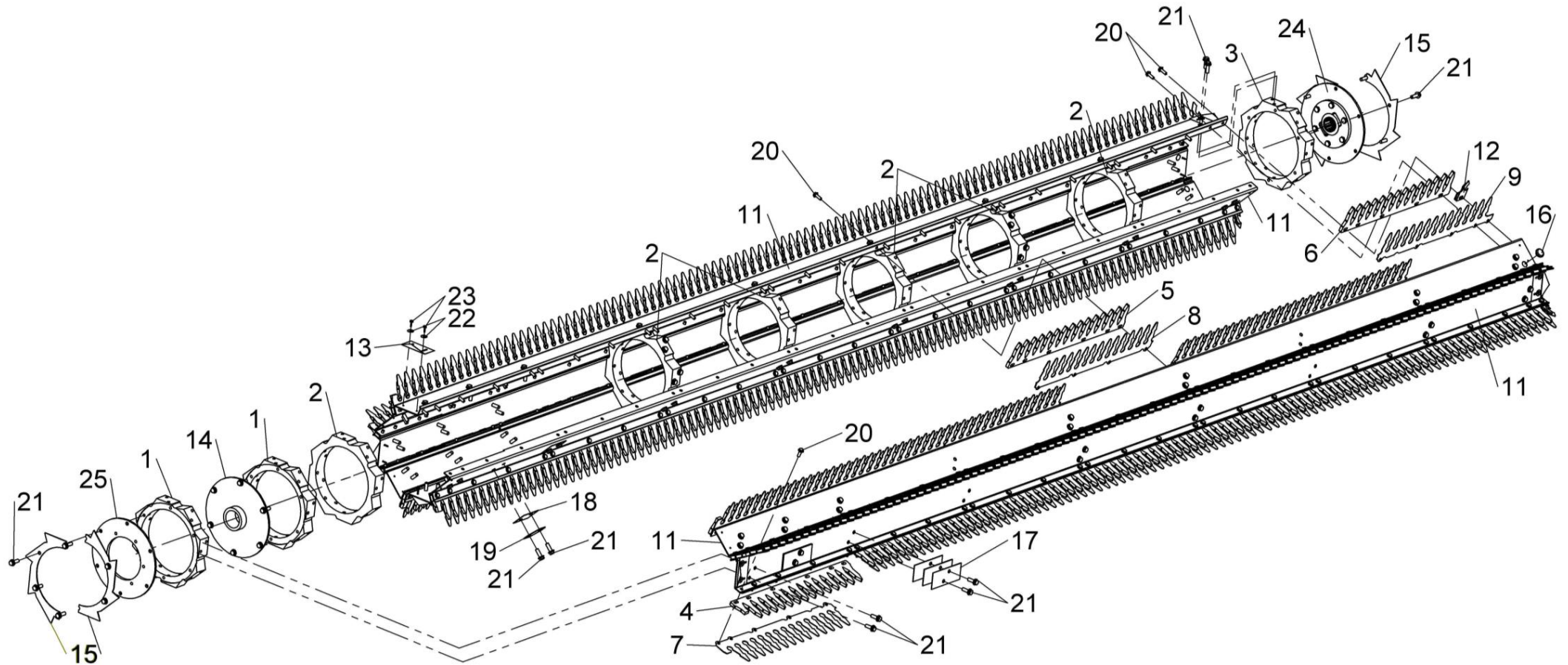


196193



Shelbourne Reynolds Engineering Limited

ASSY NUMBER: 196253 02				ASSY DESCRIPTION: 3.0m DRIVE END ROTOR ASSY			
ITEM	PART NO	DESCRIPTION	QTY	ITEM	PART NO	DESCRIPTION	QTY
1	192892 01	OUTER HUB CASTING LH	2				
2	192892 03	INNER HUB CASTING	4				
3	192892 02	OUTER HUB CASTING RH	1				
4	193558 02	SUPPORT FINGER END HOLE	8				
0R	193558 01	FOR SPARES, CUT AND MODIFY STD	8				
		SUPPORT FINGER					
5	193558 01	SUPPORT FINGER STD	24				
6	193558 03	SUPPORT FINGER CTR END	8				
0R	193558 01	FOR SPARES, CUT AND MODIFY STD	8				
		SUPPORT FINGER					
7	197719 01	SEED SAVER FINGER LH END	8				
8	197717 01	SEED SAVER FINGER CTR	24				
9	197718 02	SEED SAVER FINGER LH CTR	8				
10							
11	199620 01	ROTOR PANEL 3.0m	8		NOTE	1 x ITEM 11 TO HAVE HOLE	
OR	199620 04	SPARES COMMON 3.0m ROTOR PANEL				KNOCKED OUT FOR GREASER	
12	194109 01	CENTRE FINGER LH	8				
13	192679 01	ANTI WRAP PLATE	8		NOTE	ITEMS 7 AND 9 ARE CORRECT	
14	197114 01	ROTOR DRIVE DISC W/A	1			PARTS WHEN FINGERS SET WITH	
15	192959 01	OUTER CLAMP RING	4			FLANGES UP - IE AGGRESSIVE.	
16	BPG-00200	PLASTIC BODY PLUG	1			USE 197719 02 & 197718 01	
17	193118 01	BALANCE WEIGHT (100g)	A/R			WHEN FLANGES ARE REQUIRED	
18	193118 02	BALANCE WEIGHT (50g)	A/R			DOWN -IE NON-AGGRESSIVE.	
19	193382 01	BALANCE WEIGHT (25g)	A/R				
20	HSSF08174	TENSILOCK SETSCREW	176				
21	HSSG10204	TENSILOCK SETSCREW	130				
22	WSH-1034	PENNY WASHER	16				
23	SCW-5180	HEX HD SELF TAP SCREW	16				
24	KIT-00976	BALL JOINT CTR COUPLING ASSY	1				
		SEE KIT-00976 PAGE					
		FOR PARTS BREAKDOWN					
25	197111 01	ROTOR DRIVE DISC	1				

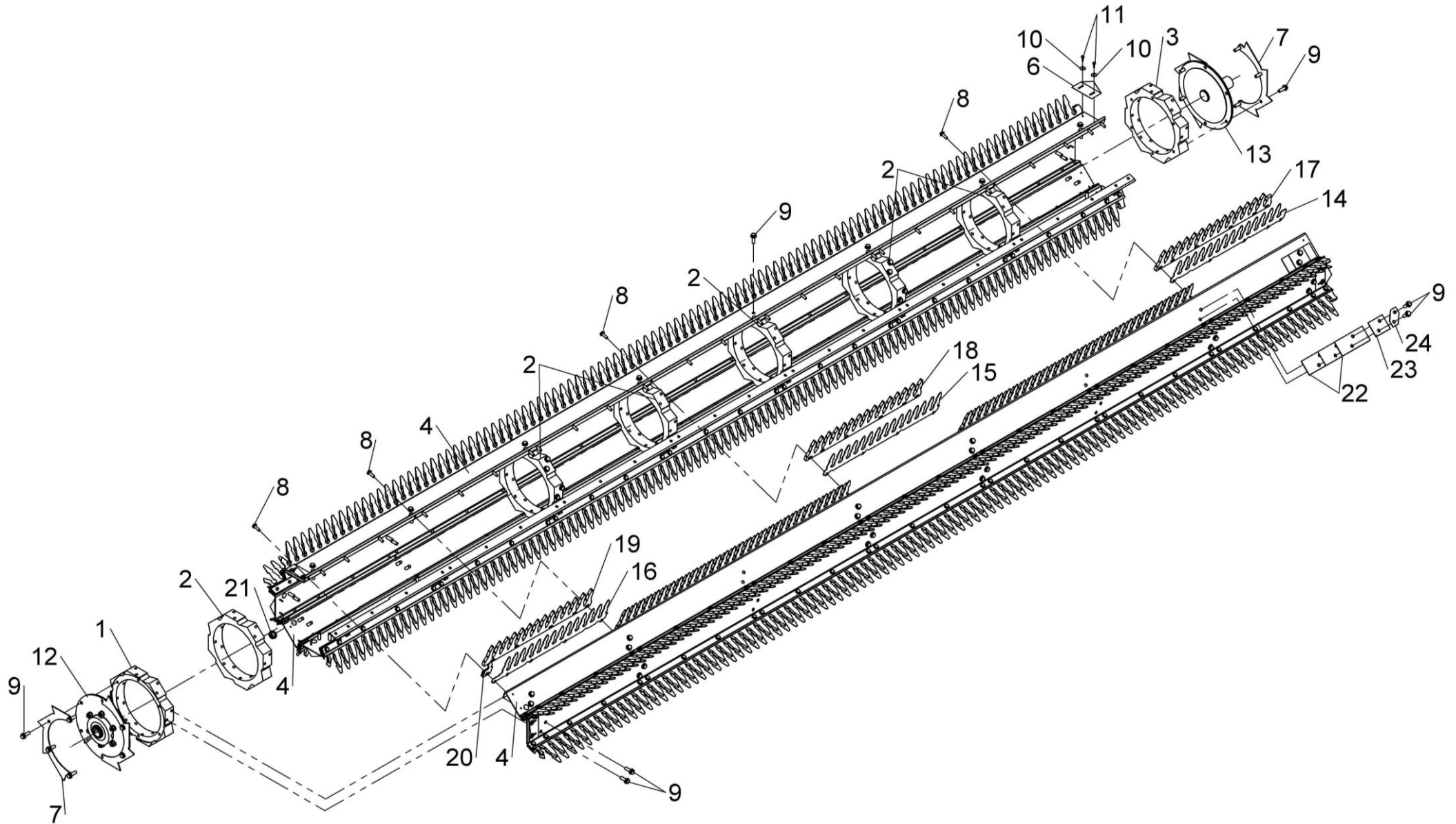


196253 04
196253 03
196253 02



Shelbourne Reynolds Engineering Limited

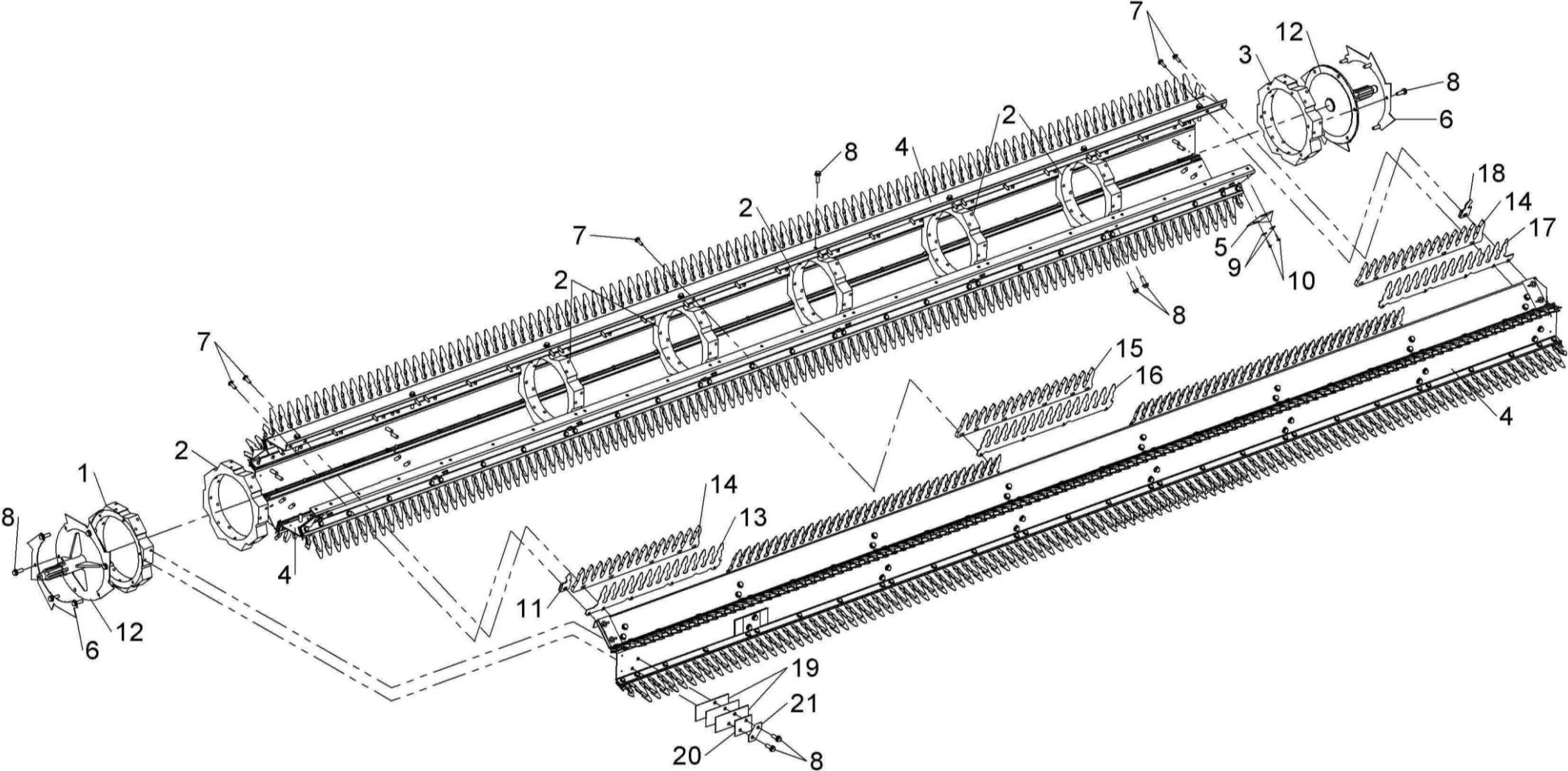
ASSY NUMBER: 196254 02				ASSY DESCRIPTION: 3.0m IDLE END ROTOR ASSY			
ITEM	PART NO	DESCRIPTION	QTY	ITEM	PART NO	DESCRIPTION	QTY
1	192892 01	OUTER HUB CASTING LH	1	NOTE		1 x ITEM 4 TO HAVE HOLE KNOCKED OUT FOR GREASER	
2	192892 03	INNER HUB CASTING	4				
3	192892 02	OUTER HUB CASTING RH	1				
4	199620 02	ROTOR PANEL 3.0m	8				
OR	199620 04	SPARES COMMON 3.0m ROTOR PANEL					
5							
6	192679 01	ANTI WRAP PLATE	8				
7	192959 01	OUTER CLAMP RING	4				
8	HSSF08174	TENSILOCK SETSCREW	176				
9	HSSG10204	TENSILOCK SETSCREW	108				
10	WSH-1034	PENNY WASHER	16				
11	SCW-5180	HEX HD SELF TAP SCREW	16				
12	KIT-00976A	BALL JOINT CTR COUPLING ASSY FOR SPARES SUPPLY KIT-00976 SEE KIT-00976A PAGE FOR PARTS BREAKDOWN	1	NOTE		ITEMS 14 AND 16 ARE CORRECT PARTS WHEN FINGERS SET WITH FLANGES UP - IE AGGRESSIVE. USE 197719 01 & 197718 02 WHEN FLANGES ARE REQUIRED DOWN -IE NON-AGGRESSIVE.	
13	192899 01	IDLE SHAFT W/A	1				
14	197719 02	SEED SAVER FINGER RH END	8				
15	197717 01	SEED SAVER FINGER CTR	24				
16	197718 01	SEED SAVER FINGER RH CTR	8				
17	193558 02	SUPPORT FINGER END HOLE	8				
OR	193558 01	FOR SPARES, CUT AND MODIFY STD SUPPORT FINGER	8				
18	193558 01	SUPPORT FINGER STD	24				
19	193558 03	SUPPORT FINGER CTR END	8				
OR	193558 01	FOR SPARES, CUT AND MODIFY STD SUPPORT FINGER	8				
20	194109 02	CENTRE FINGER RH	8				
21	BPG-00200	PLASTIC BODY PLUG	1				
22	193118 01	BALANCE WEIGHT (100g)	A/R				
23	193118 02	BALANCE WEIGHT (50g)	A/R				
24	193382 01	BALANCE WEIGHT (25g)	A/R				



196254 04
196254 03
196254 02

Shelbourne Reynolds Engineering Limited

ASSY NUMBER: 196255 03 & 196255 03R				ASSY DESCRIPTION: 3.6m CENTRE ROTOR ASSY & RICE VARIANT			
ITEM	PART NO	DESCRIPTION	QTY	ITEM	PART NO	DESCRIPTION	QTY
1	192892 01	OUTER HUB CASTING LH	1	NOTE		197718 01 AND 197718 02 ARE CORRECT PARTS WHEN FINGERS ARE SET WITH FLANGES UP, i.e., AGGRESSIVE. WHEN FLANGES ARE DOWN, i.e., NON-AGGRESSIVE, USE 197718 02 AND 198718 01. 291010 01 AND 291010 02 ARE CORECT PARTS WHEN FINGERS SET WITH FLANGES DOWN, i.e., NON-AGGRESSIVE, FOR RICE. THESE FINGERS CAN NOT BE SET AGGRESSIVELY	
2	192892 03	INNER HUB CASTING	5				
3	192892 02	OUTER HUB CASTING RH	1				
4	199019 02	ROTOR PANEL 3.6m	8				
OR	199019 04	SPARES COMMON 3.6m ROTOR PANEL					
5	192679 01	ANTI WRAP PLATE (HALF SET)	8				
OR	192679 01	ANTI WRAP PLATE (FULL SET)	16				
6	192959 01	OUTER CLAMP RING	4				
7	HSSF08174	HEX. HEAD BOLT	208				
8	HSSG10204	HEX. HEAD SET SCREW	124				
9	WSH-1034	PENNY WASHER	16/32				
10	SCW-5180	HEX HD SELF TAP SCREW	16/32				
11	194109 02	RH CENTRE FINGER W/A	8				
OR	292310 02	RICE CENTRE FINGER RH	8				
12	193103 01	CENTRE DRIVE SHAFT W/A	2				
13	197718 01	SEED SAVER FINGER RH CENTRE	8				
OR	291010 02	S.S FINGER LH CTR LONG TIP	8				
14	193558 03	SUPPORT FINGER	16				
OR	193558 01	FOR SPARES, CUT AND MODIFY STD SUPPORT FINGER	16				
15	193558 01	SUPPORT FINGER	32				
16	197717 01	CENTRE SEED SAVER FINGER	32				
OR	291009 01	S.S. FINGER CTR LONG TIP	32				
17	197718 02	SEED SAVER FINGER LH CENTRE	8				
OR	291010 01	S.S. FINGER RH CTR LONG TIP	8				
18	194109 01	LH CENTRE FINGER W/A	8				
OR	292310 01	RICE CTR FINGER LH	8				
19	193118 01	BALANCE WEIGHT (100g)	A/R				
20	193118 02	BALANCE WEIGHT (50g)	A/R				
21	193382 01	BALANCE WEIGHT (25g)	A/R				

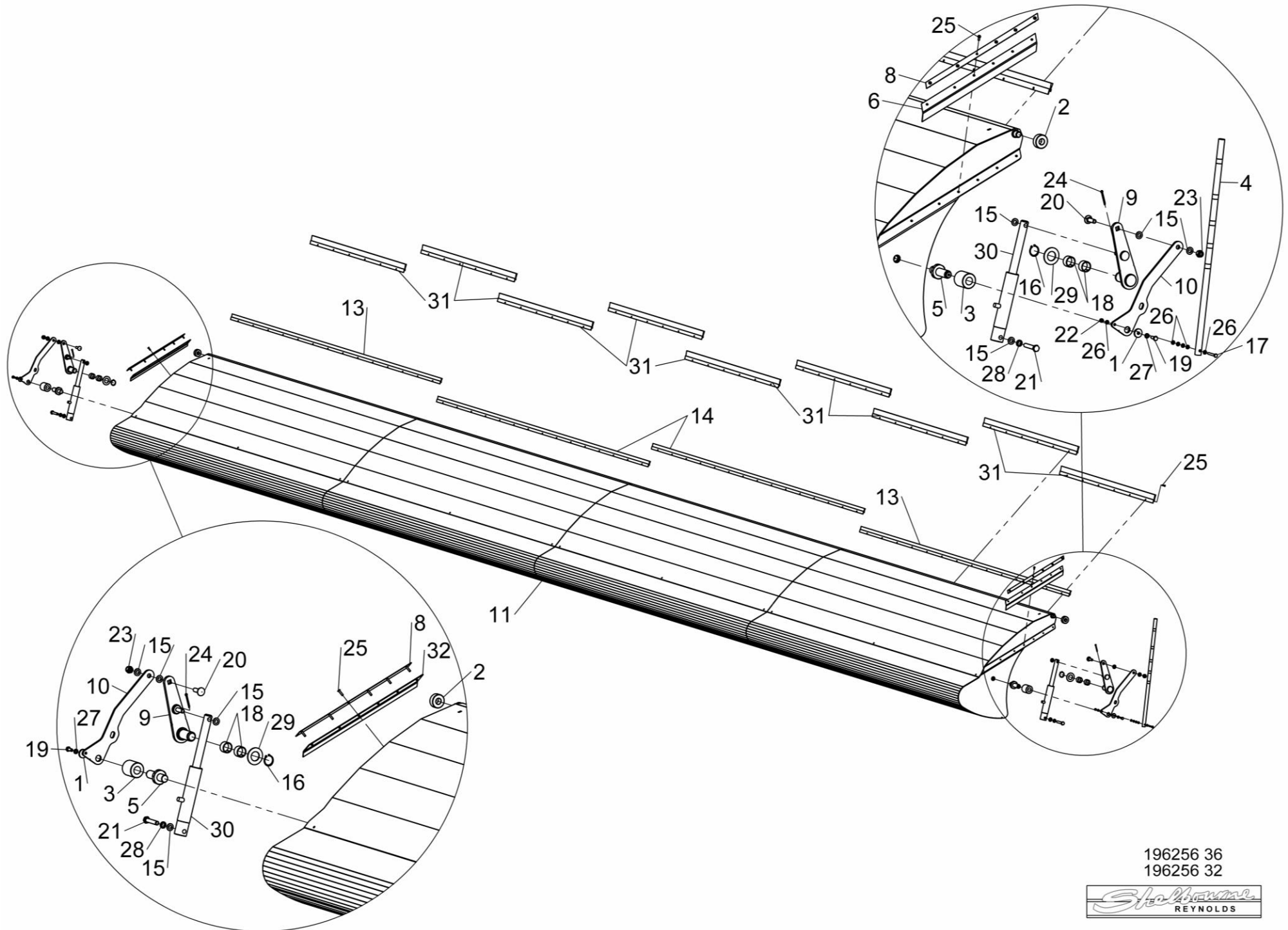


196255 04
196255 03



Shelbourne Reynolds Engineering Limited

ASSY NUMBER: 196256 32				ASSY DESCRIPTION: EXCEL 32 CROP DEFLECTOR SUB ASSY			
ITEM	PART NO	DESCRIPTION	QTY	ITEM	PART NO	DESCRIPTION	QTY
1	190119 08	WASHER	2				
2	191642 01	NYLON ROLLER	2				
3	192688 01	NYLON ROLLER	2				
4	192494 01	INDICATOR ROD	1				
5	195379 01	SPINDLE	2				
6	292110 01	SIDE SEAL LH (SMOOTH SIDE UP)	1				
7							
8	195433 01	CLAMP STRIP	2				
9	290129 01	LEVER ARM (2017 & ON)	2				
OR	198479 01	LEVER ARM W/A (UPTO 2017)	2				
10	290102 01	LINK ARM (2017 & ON)	2				
OR	198480 01	LINK ARM (UPTO 2017)	2				
11	292680 01	32' CROP DEFLECTOR W/A	1				
OR	196256 32A	SPARES 32' CROP DEF. ASSY, INC ITEMS 6,8,11,25 & 31					
12							
13	199697 01	BRUSH (1800mm) (UPTO 2019)	2				
OR	BRS-10000	BRUSH (3m) CUT & DRILL TO FIT					
14	199696 01	BRUSH (2978mm) (UPTO 2019)	2				
OR	BRS-10000	BRUSH (3m) CUT & DRILL TO FIT					
15	WSH-0018	PLAIN WASHER	10				
16	CIR-1150	EXTERNAL CIRCLIP	2				
17	HSSA06290	SETSCREW	1				
18	BSHK03047	BUSH	4				
19	HSS-0140	SETSCREW	2				
20	BLT-3800	COACHBOLT (XCV32172607 &ON)	2				
OR	HSS-0250	SETSCREW (UPTO XCV32172607)	2				
21	BLTA12410	BOLT	2				
22	NUT-0260	NYLOC NUT	1				
23	NUT-0269	NYLOC NUT	2				
24	PIN-1150	SPLIT PIN	2				
25	POP-0006	POP RIVET	64				
26	WSH-0009	PLAIN WASHER	6				
27	WSH-0058	SPRING WASHER	2				
28	WSH-0065	SPRING WASHER	2				
29	WSH-1547	PLAIN WASHER	2				
30	195075 01	HYDRAULIC RAM	2				
30a	RMSK00030	RAM SEAL KIT					
31	290871 01	BRUSH (1193mm) (2019 & ON)	8				
32	292110 01	SIDE SEAL RH (SMOOTH SIDE UP)	1				

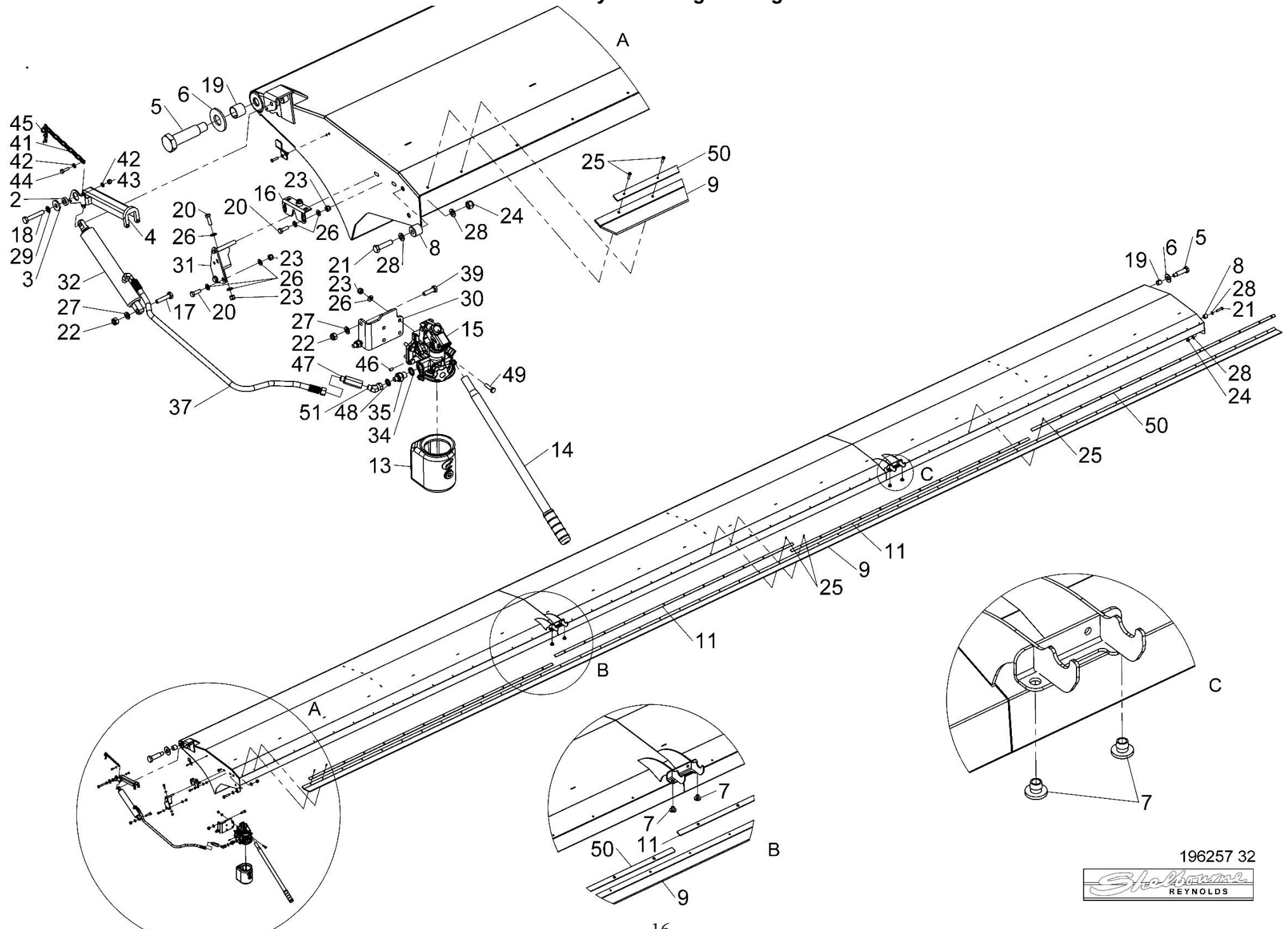


196256 36
196256 32



Shelbourne Reynolds Engineering Limited

ASSY NUMBER: 196257 32				ASSY DESCRIPTION: EXCEL 32 HOOD SUB ASSY			
ITEM	PART NO	DESCRIPTION	QTY	ITEM	PART NO	DESCRIPTION	QTY
1	199682 01	32' HOOD W/A	1	31	198608 01	SLAM LATCH BRKT W/A (UPTO 2017)	1
OR	199682 01K	SPARES HOOD ASSY, INC ITEMS 1, 7, 8, 9, 11, 21, 24, 25, 28 & 33		32	197601 01	HYDRAULIC CYLINDER	1
2	190119 79	WASHER	1	32a	RMSK00030	RAM SEAL KIT	
3	190119 75	WASHER	1	33	290373 01	HOOK (2017 & ON)	1
4	198311 01	RAM STOP W/A	1	34	WSH-1010	DOWTY WASHER	1
5	192812 01	HOOD PIVOT PIN	2	35	FIT-0025	M/M ADAPTOR (2015&ON)	1
6	192813 01	LARGE WASHER	2	OR	HAPAA0305	RESTRICTOR FIT M/M (UP TO 2015)	1
7	197810 01	BUMP STOP	4	36	HALAA0303	ELBOW (M/F) (UP TO 2015)	1
8	198604 01	NYLON BUSH	2	37	HHBC08805	HYD HOSE ASSY (2018 & ON)	1
9	199690 01	REAR RUBBER SEAL	1	OR	HHBC09605	HYD HOSE ASSY (UPTO 2018)	1
10				38			
11	199701 01	CLAMP STRIP (2374mm)	2	39	HSS-0198	SETSCREW	2
12				40			
13	JAC-00222	HYD RESEVOIR TANK (2015 & ON)	1	41	CHN-0145	CHAIN (UP TO 2018)	0.17m
OR	JAC-00221	HYD RESEVOIR TANK (UP TO 2015)	1	42	WSH-0009	PLAIN WASHER (UP TO 2018)	2
14	JAC-00230	HYD PUMP HANDLE	1	43	NUT-0260	NYLOC NUT (UP TO 2018)	1
15	JAC-00228	HYD HAND PUMP (X**32234719 & ON)		44	HSS-0086	SETSCREW (UP TO 2018)	1
OR	JAC-00227	HYD HAND PUMP (2015-X**32234700)	1	45	CLP-00103	R CLIP (UP TO 2018)	1
OR	JAC-00226	HYD HAND PUMP (UP TO 2015)	1	46	SCW-4530	GRUB SCREW	1
15a	FITE00107	FILLER CAP		47	HVB-93000	FLOW RESTRICTOR (2015 & ON)	1
15b	HPS-01520	SEAL KIT FOR JAC-00228 & JAC-00227		48	WSH-1005	DOWTY WASHER (1/4") (2015 & ON)	1
15b	HPS-01510	SEAL KIT FOR JAC-00227		49	HSS-0150	BOLT (2015 & ON)	4
15b	HPS-01500	SEAL KIT FOR JAC-00226		50	199956 01	END CLAMP STRIP (2427.5mm)	2
16	LTC-00040	SLAM LATCH (UPTO 2017)	1	51	HASAA0303	ELBOW (45°) (2018 & ON)	1
17	BLTA10290	HEX HEAD BOLT	1				
18	BLTA10350	HEX HEAD BOLT	1				
19	BSHK03056	BUSH	2				
20	HSS-0145	SETSCREW (UPTO 2017)	5				
21	HSS-0260	SETSCREW	2				
22	NUT-0265	NYLOC NUT	3				
23	NUT-0263	NYLOC NUT	9				
24	NUT-0269	NYLOC NUT	2				
25	POP-0006	POP RIVET	53				
26	WSH-0012	PLAIN WASHER	14				
27	WSH-0015	PLAIN WASHER	3				
28	WSH-0018	PLAIN WASHER	4				
29	WSH-0061	SPRING WASHER	1				
30	199829 01	HAND PUMP BRACKET (2015 & ON)	1				
OR	198595 01	HAND PUMP BRACKET (UP TO 2015)	1				



196257 32

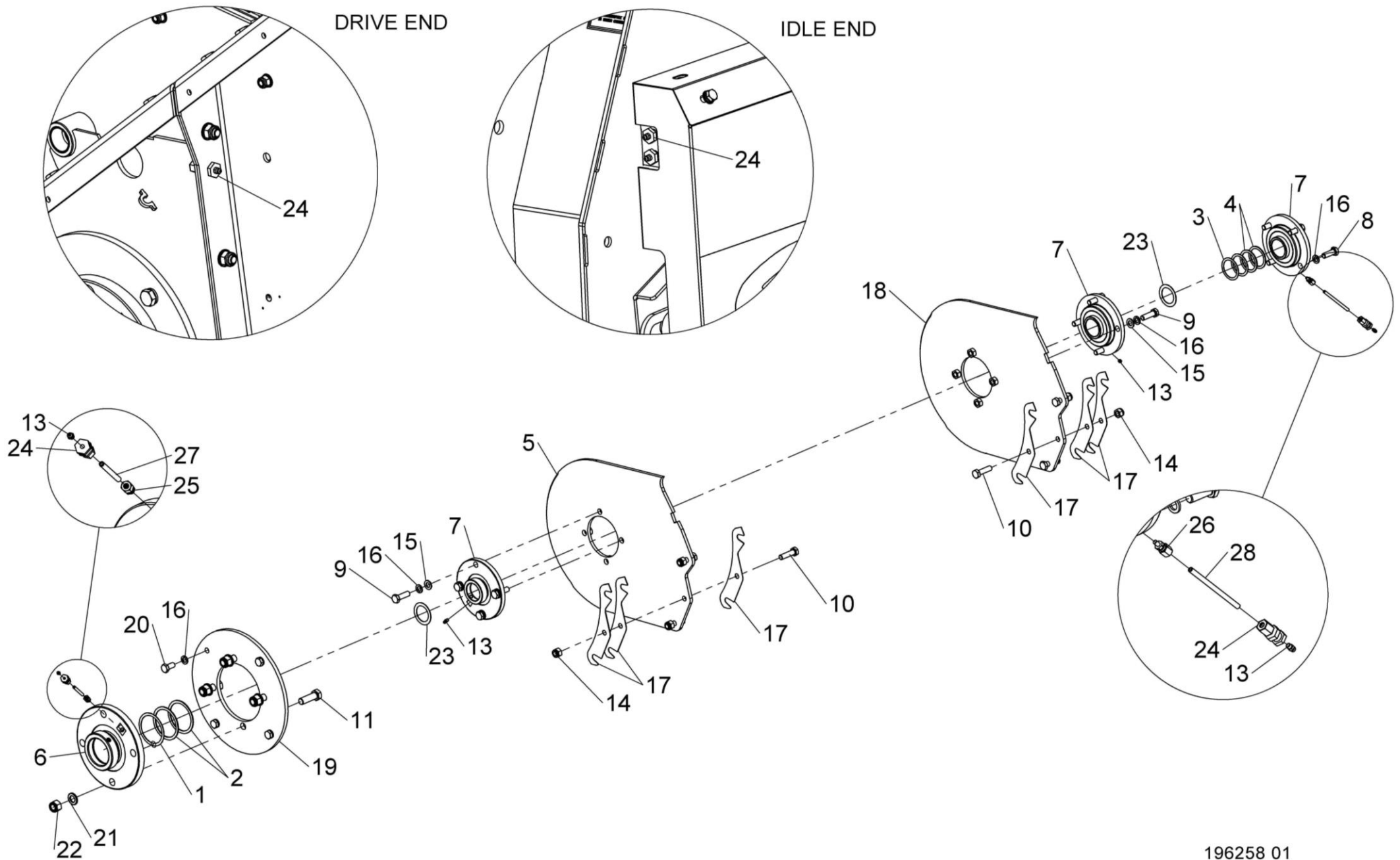
Shelbourne Reynolds Engineering Limited

ASSY NUMBER: 196258 01				ASSY DESCRIPTION: ROTOR MTG SUB			
ITEM	PART NO	DESCRIPTION	QTY	ITEM	PART NO	DESCRIPTION	QTY
1	190548 73	SHIM (1mm)	1				
2	190548 74	SHIM (2mm)	2				
3	192876 01	SHIM (1mm)	2				
4	192876 02	SHIM (2mm)	2				
5	199181 01	LH BEARING MTG PLT XCV/XCS	1				
OR	291811 01	LH BEARING MTG PLT XRS	1				
OR	291708 01	LH BEARING MTG PLT KNOCKOUT	1				
6	BRG-27040	BEARING	1				
7	BRG-3275	BEARING	3				
8	HSS-0241	SETSCREW	4				
9	HSS-0250	SETSCREW	8				
10	BLTA12290	HEX HD BOLT	6				
11	HSS-0318	SETSCREW (2013 & ON)	4				
OR	HSS-0316	SETSCREW (UPTO 2013)	4				
12							
13	NIP-00600	GREASE NIPPLE	4				
14	NUTA07120	AERO TIGHT NUT	6				
15	WSH-0018	PLAIN WASHER	8				
16	WSH-0065	SPRING WASHER	16				
17	198951 01	SHIM	6				
18	199181 02	RH BEARING MTG PLT XCV/XCS	1				
OR	291811 02	RH BEARING MTG PLT XRS	1				
OR	291708 02	RH BEARING MTG PLT KNOCKOUT	1				
19	198122 01	BEARING MTG PLATE (2013 & ON)	1				
20	HSS-0235	SETSCREW (2013 & ON)	4				
21	WSH-0070	SPRING WASHER (2021 & ON)	4				
OR	WSH-0024	WASHER (2013-2020)	4				
22	NUT-0271	NYLOC NUT (UPTO 2021)	4				
23	194128 03	SHIM (1mm)	A/R				
24	LUB-00052	BULKHEAD (2017 & ON)	2				
25	LUB-00045	STRAIGHT ADAPT (2017&ON)	1				
OR	NIP-0001	GREASE NIPPLE (UPTO2017)	1				
26	LUB-00046	STRAIGHT ADAPTOR (2017&ON)	1				
27	LUB-00044	GREASE TUBE (2017 & ON)	0.35m				
28	LUB-00044	GREASE TUBE (2017 & ON)	1.25m				

Shelbourne Reynolds Engineering Limited

DRIVE END

IDLE END



196258 01
196258 02

Shelbourne
REYNOLDS

Shelbourne Reynolds Engineering Limited

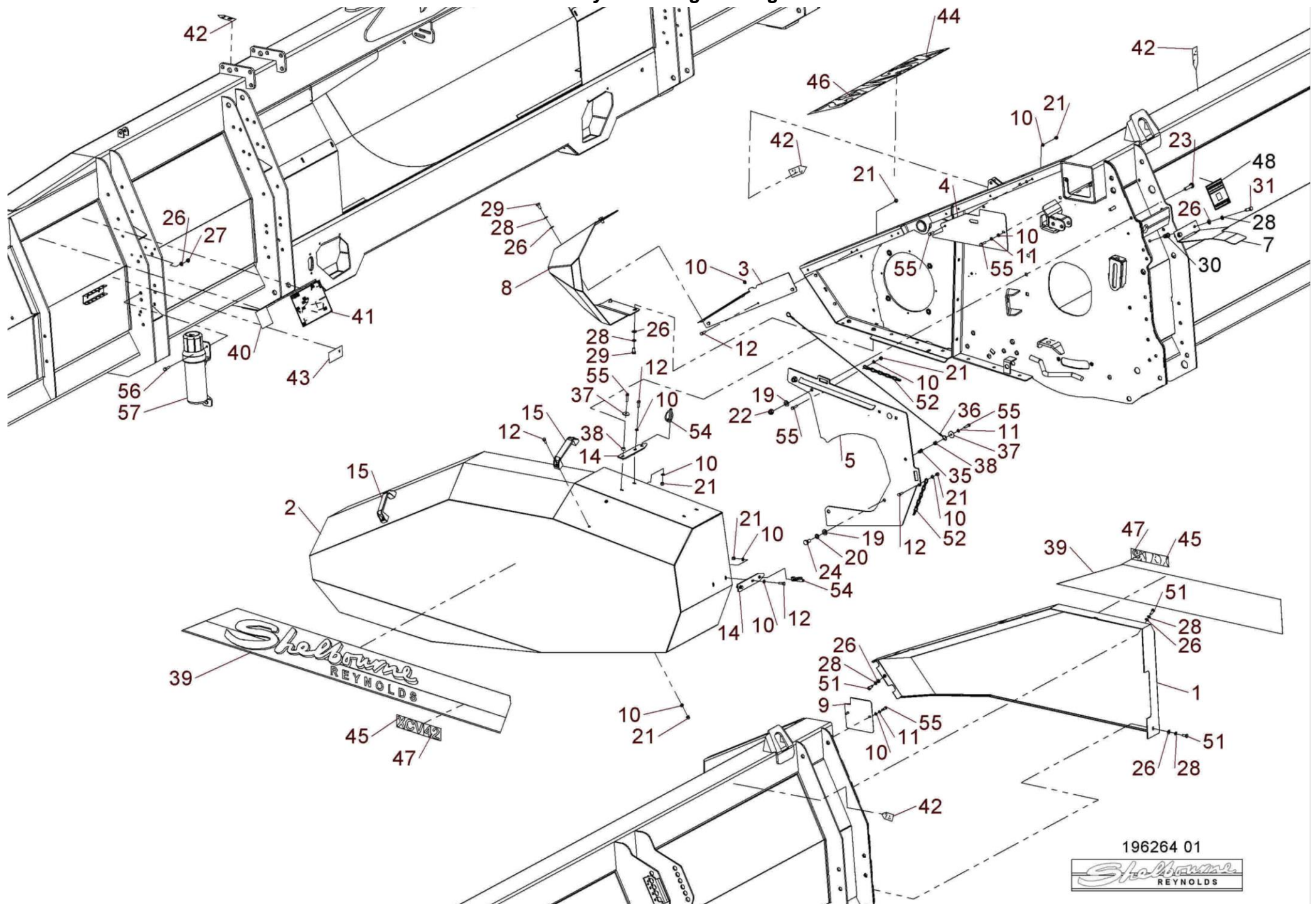
ASSY NUMBER: 196262 01				ASSY DESCRIPTION: VS DRIVE SUB			
ITEM	PART NO	DESCRIPTION	QTY	ITEM	PART NO	DESCRIPTION	QTY
1	KIT-01445	ROTOR PULLEY ASSY (2022 & ON) SEE KIT-01445 PAGE FOR PARTS BREAKDOWN		18	291704 01	DRIVE SHAFT (XCV**203234 & ON)	1
OR	KIT-01399	ROTOR PULLEY ASSY (2017-2021) SEE KIT-01399 PAGE FOR PARTS BREAKDOWN		OR	198223 01	DRIVE SHAFT (2013-XCV**203234) SPARES FIT 291704 01 & 198800 03	1
OR	KIT-01385	ROTOR PULLEY ASSY (UPTO 2017) SEE KIT-01385 PAGE FOR PARTS BREAKDOWN	1	OR	198560 01	DRIVE SHAFT W/A (UPTO 2013)	1
2	GEA-0058	INPUT GEARBOX ASSY SEE GEA-0058 PAGE FOR PARTS BREAKDOWN	1	19	198800 48	WASHER	2
OR	GEA-0058CNH	SPARE GEARBOX ASSY 35/34T GEARS		20	WSHA30161	WASHER	2
OR	GEA-0058JD/CIH	SPARE GEARBOX ASSY 37/32T GEARS		21	HSS-0315	SETSCREW	2
OR	GEA-0058LEX	SPARE GEARBOX ASSY 33/36T GEARS		22	CLP-00103	R CLIP	2
3	KIT-01386	REAR PULLEY ASSY SEE KIT-01386 PAGE FOR PARTS BREAKDOWN	1	23	BRG-0240	BEARING (2013 & ON)	1
		FOR SPARES SUPPLY KIT-01463		OR	BRG-0240	BEARING (UPTO 2013)	2
4	197120 01	PULLEY ASSY & ACTUATOR CAM KIT INCLUDES KIT-01454	1	24	198236 01	TIE BAR W/A	1
5	BRG-15050NC3	BEARING FOR SPARES SUPPLY KIT-01454 SEE KIT-01454 PAGE FOR PARTS BREAKDOWN	1	25	198232 01	TIE ROD END W/A	1
6	MOTE11008	ACTUATOR (2015 & ON)	1	26	198235 01	TIE ROD ADJUSTER W/A	1
OR	MOTE11006	ACTUATOR (UPTO 2015)	1	27	BLT-3745	COACHBOLT	6
7	198556 01	ACTUATOR CAM PLT	1	28	198029 04	GEARBOX ADJUSTER ROD	1
8	198558 01	CAM RETAINING BAR	1	29	NUT-0185	PLAIN NUT	3
9	199477 01	CAM MTG BRKT (2013 & ON)	1	30	WSH-0030	PLAIN WASHER	1
OR	198559 01	CAM MTG BRKT (UPTO 2013)	1	31	198028 01	REAR SPRING BOSS	1
10	198557 01	ACTUATOR CAM PLT	1	34	WSH-0015	PLAIN WASHER	6
11	WSH-0018	PLAIN WASHER	8	35	NUT-0265	NYLOC NUT	7
12	WSH-0012	PLAIN WASHER	4	36	290560 01	TIE ROD RETAINER (2018 & ON)	1
13	NUT-0263	NYLOC NUT	4	OR	198237 01	TIE ROD RETAINER (UP TO 2018)	1
14	NUT-0269	NYLOC NUT	6	37	190548 36	WASHER	1
15	BLTA12440	HEX.HEAD BOLT	1	38	198800 03	SPACER 8mm (XCV**203234 & ON)	1
16	HSS-0150	SETSCREW	4	OR	190548 56	SPACER 3mm (UPTO XCV**203234)	1
17	198555 01	GEARBOX MTG BRKT W/A	1	39	199450 01	G BOX MTG BRKT (2013 & ON)	1
				OR	199078 01	G BOX MTG BRKT W/A (UPTO 2013)	1
				40	198548 01	PACKER PLATE	2
				41	198322 01	OIL LEVEL VIEWER	1
				42	HSS-0096	SETSCREW	2
				43	WSH-0009	PLAIN WASHER	2
				44	NUT-0260	NYLOC NUT	2
				45	BLTA12350	HEX.HEAD BOLT	4
				46	HSS-0250	SETSCREW	4
				47	198701 01	BOSS (UPTO 2013)	1
				48	BEL-27360C	VARI SPEED BLET (2020 & ON)	1
				OR	BEL-27357	VARI SPEED BELT (UP TO 2020 (SPARES CAN SUPPLY BEL-27360C)	1
				49	195050 07	LOOM & PLUG ASSY	1
				50	NUT-0270	NYLOC NUT	2

Shelbourne Reynolds Engineering Limited

[illegible]

Shelbourne Reynolds Engineering Limited

ASSY NUMBER: 196264 01				ASSY DESCRIPTION: EMBLEMS & GUARDS SUB EXCEL			
ITEM	PART NO	DESCRIPTION	QTY	ITEM	PART NO	DESCRIPTION	QTY
1	194873 01	RH SIDE GUARD	1	41	198105 01	EMBLEM (HEADER MAINTENANCE)	1
2	198600 01	DRIVE GUARD W/A	1	42	190702 04	EMBLEM (SLING POINT)	4
3	198579 01	GUARD MOUNTING PLATE W/A	1	43	613205 01	EMBLEM (SHEARBOLT PART No.)	1
4	198586 01	GUARD MOUNTING PLATE	1	44	199221 01	EMBLEM (XCV LARGE, CROP DEF.)	1
5	198599 01	DRIVE GUARD MOUNTING W/A	1	OR	199222 01	EMBLEM (XCS LARGE, CROP DEF.)	1
6				45	199221 02	EMBLEM (XCV SMALL, GUARD)	2
7	198288 01	GEARBOX COVER PLT	1	OR	199222 02	EMBLEM (XCS SMALL, GUARD)	2
8	198467 01	DRIVE END FRONT GUARD	1	46	199223 01	EMBLEM (42 LARGE, CROP DEF.)	1
9	198562 01	COVER PLATE	1	OR	199223 02	EMBLEM (36 LARGE, CROP DEF.)	1
10	WSH-0009	PLAIN WASHER	19	OR	199223 03	EMBLEM (32 LARGE, CROP DEF.)	1
11	WSH-0056	SPRING WASHER	4	47	199224 01	EMBLEM (42 SMALL, GUARD)	2
12	HSS-0086	SETSCREW	12	OR	199224 02	EMBLEM (36 SMALL, GUARD)	2
13				OR	199224 03	EMBLEM (32 SMALL, GUARD)	2
14	198567 01	GUARD LOCATING PLATE	2	48	290150 01	EMBLEM (COMBINE SETTINGS)	1
15	HND-0000	BLACK PLASTIC HANDLE	2	49			
16				50			
17				51	HSS-0140	SETSCREW	3
18				52	CHN-0145	CHAIN	0.17
19	WSH-0015	PLAIN WASHER	3	52	CHN-0145	CHAIN	0.17
20	WSH-0061	SPRING WASHER	1	53			
21	NUT-0260	NYLOC NUT	14	54	PIN-01950	LYNCH PIN	2
22	NUT-0265	NYLOC NUT	2	55	HSS-0088	SETSCREW	6
23	HSS-0202	SETSCREW	2	56	HSS-0150	SETSCREW	3
24	HSS-0185	SETSCREW	1	57	PCN-00100	MANUAL CANNISTER	1
25				58	TNF-0013	INSPECTION STICKER	1
26	WSH-0012	PLAIN WASHER	12				
27	NUT-0263	NYLOC NUT	3				
28	WSH-0058	SPRING WASHER	9				
29	HSS-0135	SETSCREW	4				
30	NUTA13087	NUTSERT	2				
31	HSS-0145	BOLT	2				
32							
33							
34							
35	NUTA13060	NUTSERT	4				
36	199630 01	GUARD RETAIN CABLE	1				
37	WSH-1036	PENNY WASHER	2				
38	190548 48	WASHER	2				
39	198764 01	EMBLEM (SHELBOURNE REYNOLDS)	2				
40	197861 01	EMBLEM (PATENTS)	1				

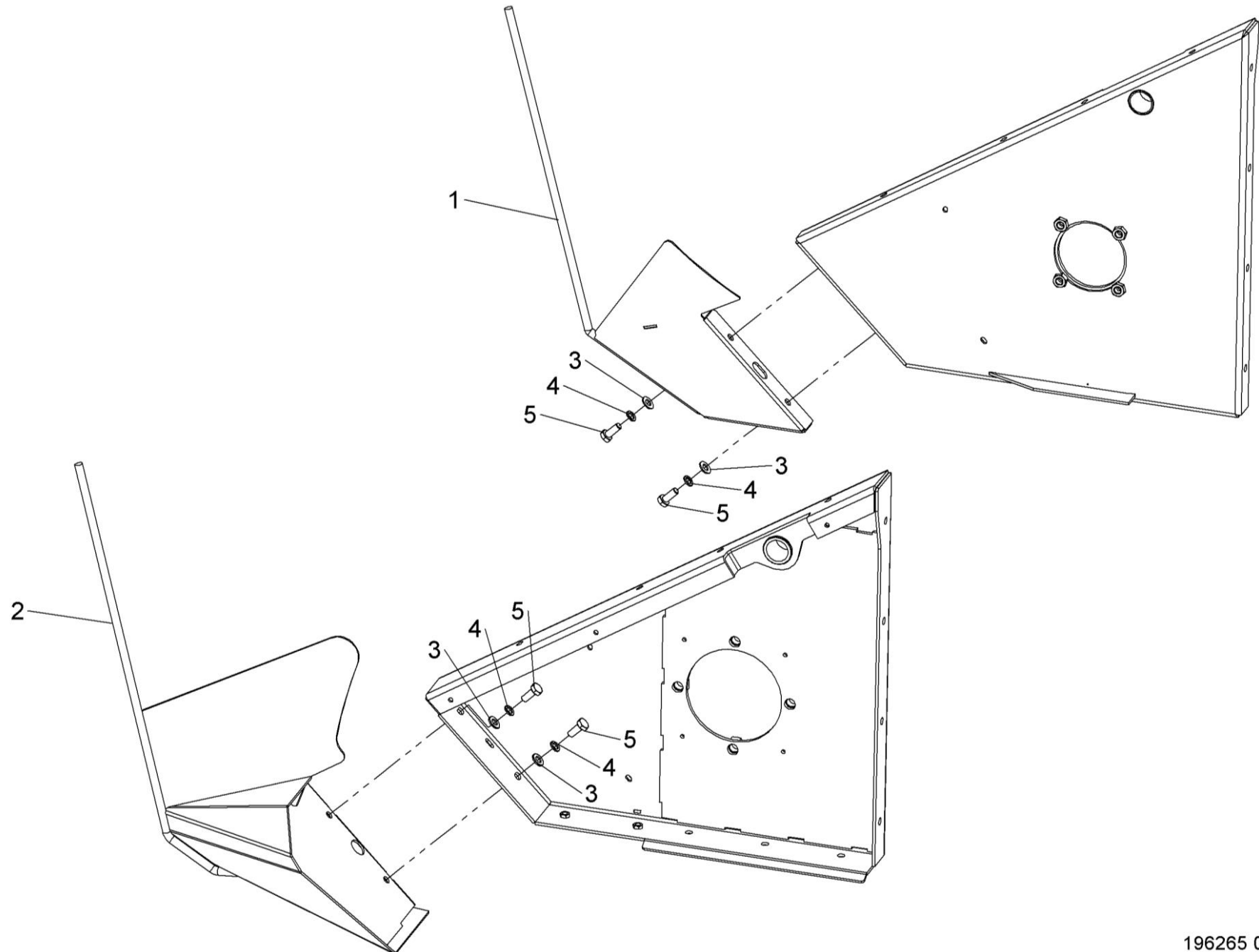


196264 01



Shelbourne Reynolds Engineering Limited

ASSY NUMBER: 196265 01				ASSY DESCRIPTION: DIVIDER SUB ASSY			
ITEM	PART NO	DESCRIPTION	QTY	ITEM	PART NO	DESCRIPTION	QTY
1	194501 02	DIVIDER ASSY RH	1				
2	198597 01	L.H DIVIDER W/A	1				
3	WSH-0015	PLAIN WASHER	4				
4	WSH-0061	SPRING WASHER	4				
5	HSS-0191	SET SCREW	4				

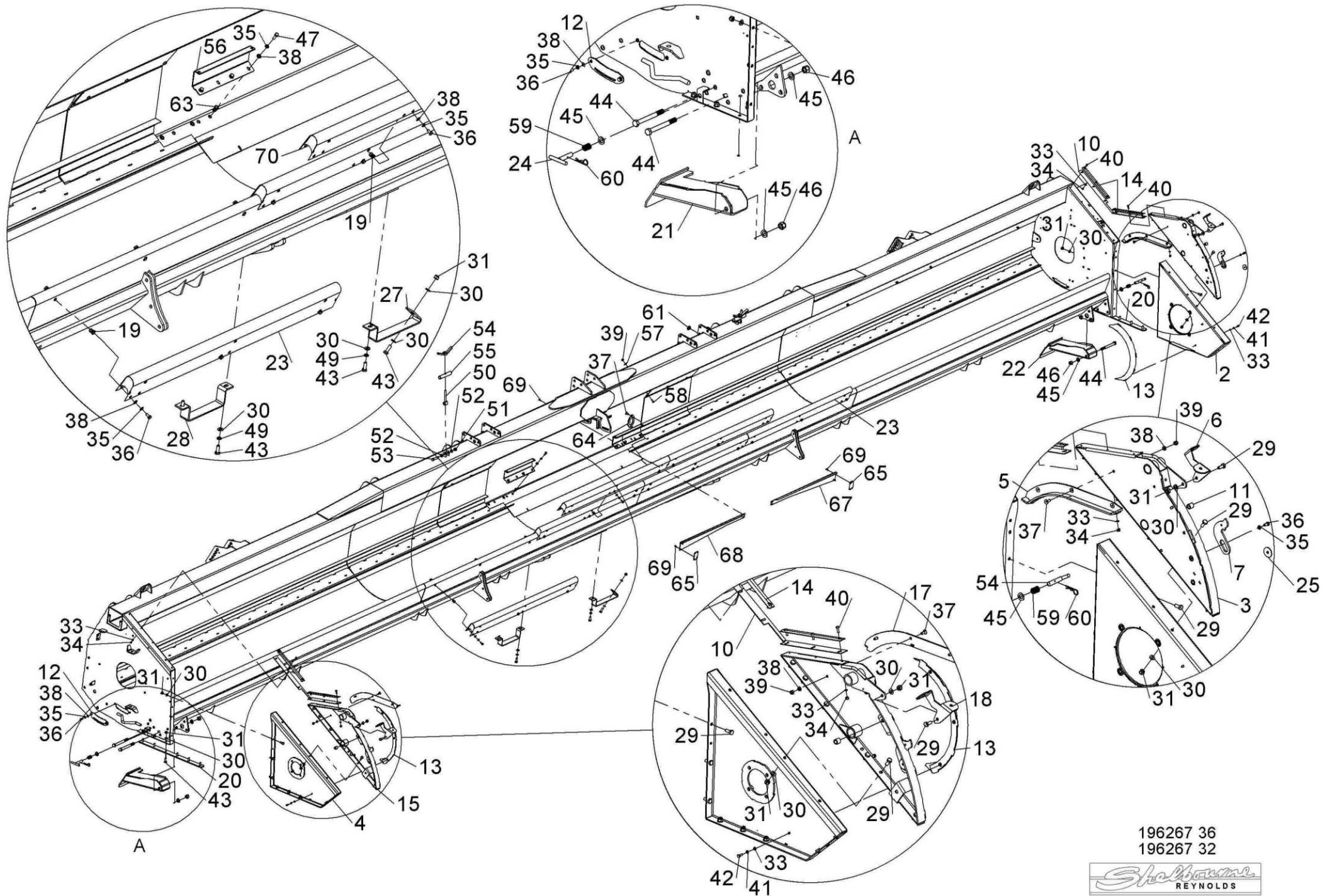


196265 01

Shelbourne Reynolds Engineering Limited

ASSY NUMBER: 196267 32				ASSY DESCRIPTION: FRAME & PARTS SUB (EXCEL 32)			
ITEM	PART NO	DESCRIPTION	QTY	ITEM	PART NO	DESCRIPTION	QTY
1	199655 01	32' MAINFRAME W/A	1	34	NUT-0260	NYLOC NUT	12
2	290384 01	LH ROTOR MOUNT W/A (2017 & ON)	1	35	WSH-0058	SPRING WASHER	48
OR	198386 01	LH ROTOR MOUNT W/A (UPTO 2017)	1	36	HSS-0135	HEX HD BOLT	42
3	290125 01	TOP SIDE PLT LH (2017 & ON)	1	37	SCW-1735	CSK SOCKET HD SCREW	6
OR	198483 01	TOP SIDE PLT LH (UP TO 2017)	1	38	WSH-0012	PLAIN WASHER	52
4	290386 01	RH ROTOR MOUNT W/A (2017 & ON)	1	39	NUT-0263	NYLOC NUT	12
OR	198590 01	RH ROTOR MOUNT W/A (UPTO 2017)	1	40	SCW-4960	BUTTON HD SCREW	12
5	198485 01	NOSE RUNNER W/A	1	41	WSH-0056	SPRING WASHER	6
6	198958 01	LH LIGHT BRACKET	1	42	HSS-0084	HEX HD BOLT	6
7	290383 01	CROP DEF LOCK (2017 & ON)	2	43	HSS-0194	HEX HD BOLT	16
OR	192809 01	NOSE STOP LATCH (UP TO 2017)	1	44	BLTA16710	HEX HD BOLT	2
8	197308 01	HORSE SHOE PLATE (UPTO 2017)	2	45	WSH-0024	PLAIN WASHER	4
9	197309 01	SECURING PLATE (UPTO 2017)	2	46	NUT-0271	NYLOC NUT	2
10	194000 01	RUBBER SEAL STRIP	2	47	HSS-0145	HEX HD BOLT	6
11	198811 02	SPACER (2017 & ON)	2	48	WSH-0065	SPRING WASHER (2017 & ON)	2
12	195844 01	COVER PLATE	2	49	WSH-0061	SPRING WASHER	3
13	193363 01	ROTOR DEFLECTOR	2	50	193248 01	RETAINING ROD	2
14	199567 01	CLAMP STRIP	4	51	NUT-0269	NYLOC NUT	2
15	290125 02	TOP SIDE PLT RH (2017 & ON)	1	52	WSH-0018	PLAIN WASHER	12
OR	198483 02	TOP SIDE PLT RH (UPTO 2017)	1	53	BLTA12380	HEX HD BOLT	4
16				54	193244 01	HANDLE W/A	2
17	198485 02	NOSE RUNNER W/A	1	55	193251 01	RETAINING BAR	2
18	198958 02	RH LIGHT BRACKET	1	56	199681 01	SHORT SCRAPER (321mm)	2
19	NUTA13080	NUTSERT	40	OR	199091 01	LONG SCRAPER (396mm)	2
20	198709 01	SIDE PLATE JOINER STRIP	2	57	WSH-1038	PENNY WASHER	6
21	199626 02	STAND	1	58	HSS-0140	HEX HD BOLT	6
22	199626 01	STAND	1	59	SPGC22015	COMPRESSION SPRING	2
23	290372 01	SPILL PLATE W/A (2017 & ON)	6	60	CLP-00103	R CLIP	2
OR	197701 01	SPILL PLATE W/A (2015 & 2016)	2	61	BPG-00200	BODY PLUG	1
OR	197701 01	SPILL PLATE W/A (UPTO 2015)	4	62			
24	198720 01	LEG LOCKING PIN	2	63	NUTA13087	NUTSERT	12
25	190119 05	WASHER	2	64	199101 01	PAD PLATE (UP TO 2015)	1
26				65	199660 01	JOINING PLATE	2
27	198957 01	FORK LIFT SHOE	1	66	199672 01	JOINING PLATE (PRE 2015)	1
28	195126 01	FORK LIFT SHOE	1	67	199935 01	LH TOP CENTRE PLATE (2015 ON)	1
29	HSS-0191	HEX HD BOLT	22	OR	199673 01	LH TOP CENTRE PLATE (PRE 2015)	1
30	WSH-0015	PLAIN WASHER	39	68	199935 02	RH TOP CENTRE PLATE (2015 ON)	1
31	NUT-0265	NYLOC NUT	35	OR	199673 02	RH TOP CENTRE PLATE (PRE 2015)	1
32	HSS-0086	HEX HD BOLT (UPTO 2017)	4	69	POP-0006	POP RIVET	12
33	WSH-0009	PLAIN WASHER	18	70	199940 01	SPILL PLATE EXT (2015 & 2016)	1

Shelbourne Reynolds Engineering Limited



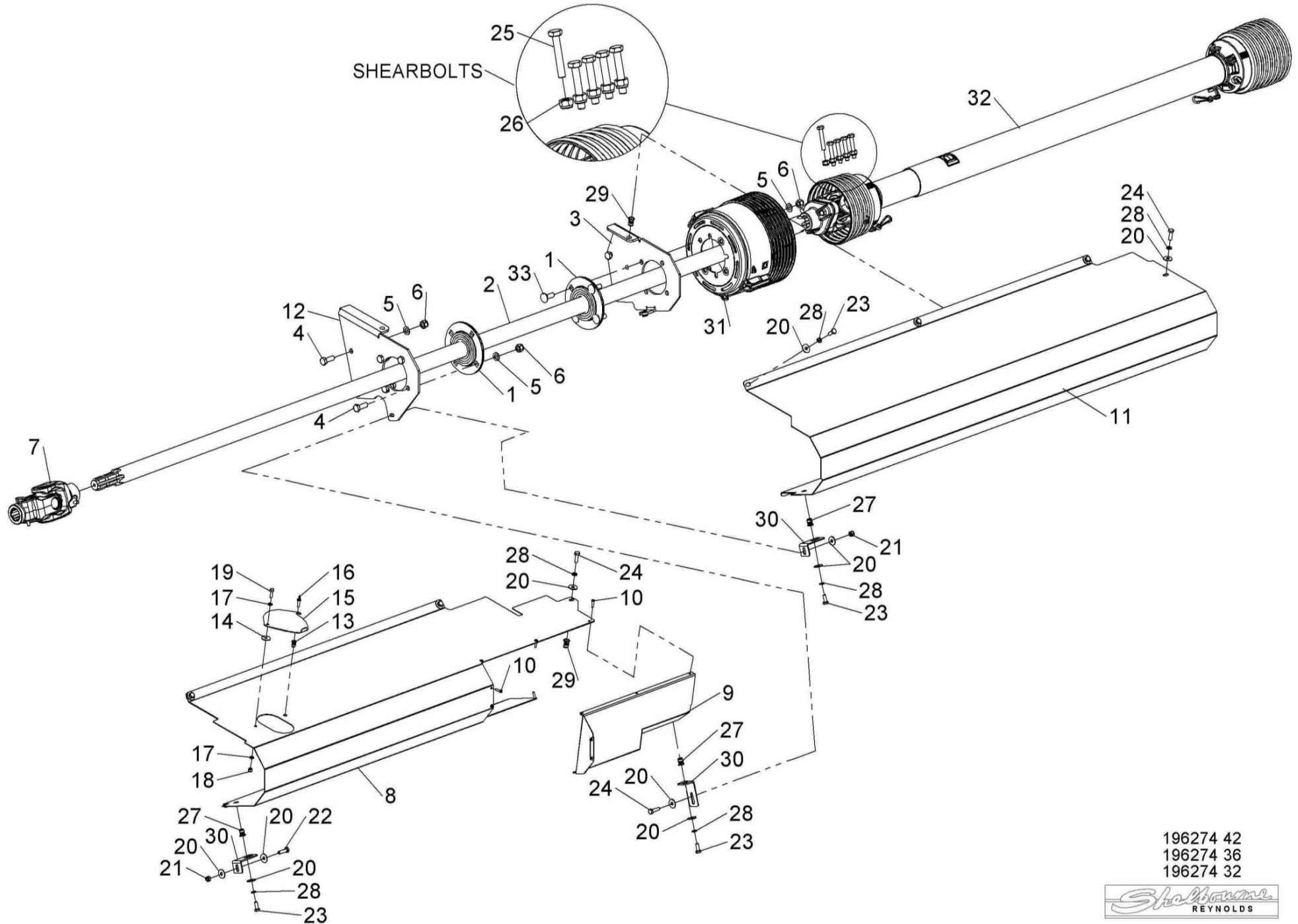
196267 36
196267 32

Shelbourne
REYNOLDS

Shelbourne Reynolds Engineering Limited

ASSY NUMBER: 196274 32				ASSY DESCRIPTION: REAR DRIVE SHAFT SUB ASSY			
ITEM	PART NO	DESCRIPTION	QTY	ITEM	PART NO	DESCRIPTION	QTY
1	BRG-24500	BEARING	1				
2	192982 18	DRIVE SHAFT	1				
3	290397 01	SHAFT SUPPORT BRKT (2017 & ON)	1				
OR	199463 01	SHAFT SUPPORT BRKT (UPTO 2017)	1				
4	HSS-0241	SETSCREW	4				
5	WSH-0018	PLAIN WASHER	8				
6	NUT-0269	NYLOC NUT	8				
7	PTO-24000WE	PTO COUPLING	1				
7a	PTO-00083	PTO CROSS BEARING					
7b	KIT-01409	GREASE POINT KIT					
8	199813 01	LH PTO GUARD	1				
9	199323 01	PTO GUARD	1				
10	POP-0006	POP RIVET	7				
11	290399 01	RH PTO GUARD (2017 & ON)	1				
OR	199811 01	RH PTO GUARD (UPTO 2017)	1				
12	199812 01	SHAFT SUPPORT BRACKET	1				
13	NUTA13060	NUTSERT	1				
14	WSH-1036	PENNY WASHER	1				
15	197757 01	COVER	1				
16	SCW-4701	THUMBSCREW	1				
17	WSH-0009	PLAIN WASHER	2				
18	NUT-0260	NYLOC NUT	1				
19	HSS-0086	SETSCREW	1				
20	WSH-1038	PENNY WASHER	14				
21	NUT-0263	NYLOC NUT	2				
22	HSS-0150	SETSCREW	2				
23	HSS-0140	SETSCREW	7				
24	HSS-0145	SETSCREW	3				
25	BLTA10384	SHEAR BOLT	5				
26	NUT-0265	NYLOC NUT	5				
27	NUTA13080	NUTSERT	3				
28	WSH-0058	SPRING WASHER	10				
29	NUTA13087	NUTSERT	3				
30	199603 01	SMALL BRACKET	3				
31	PTO-00975	PTO CONE (2017 & ON)	1				
32	PTO SHAFT	SEE DRIVE KITS - 196549 XXX OR PT0-260** PARTS PAGE					
33	BLTF12233	COACH BOLT	4				

Shelbourne Reynolds Engineering Limited

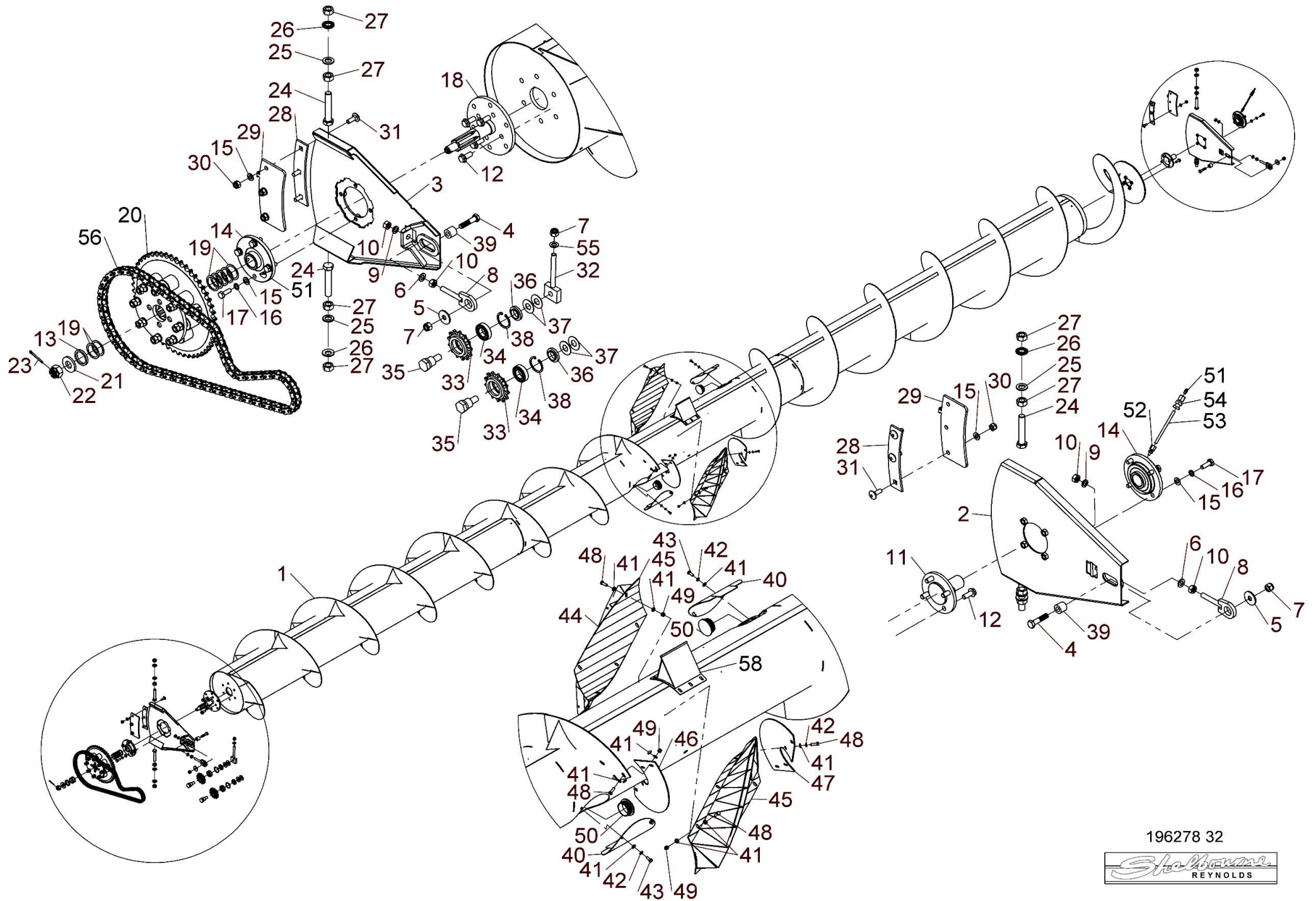


196274 42
196274 36
196274 32

Shelbourne
REYNOLDS

Shelbourne Reynolds Engineering Limited

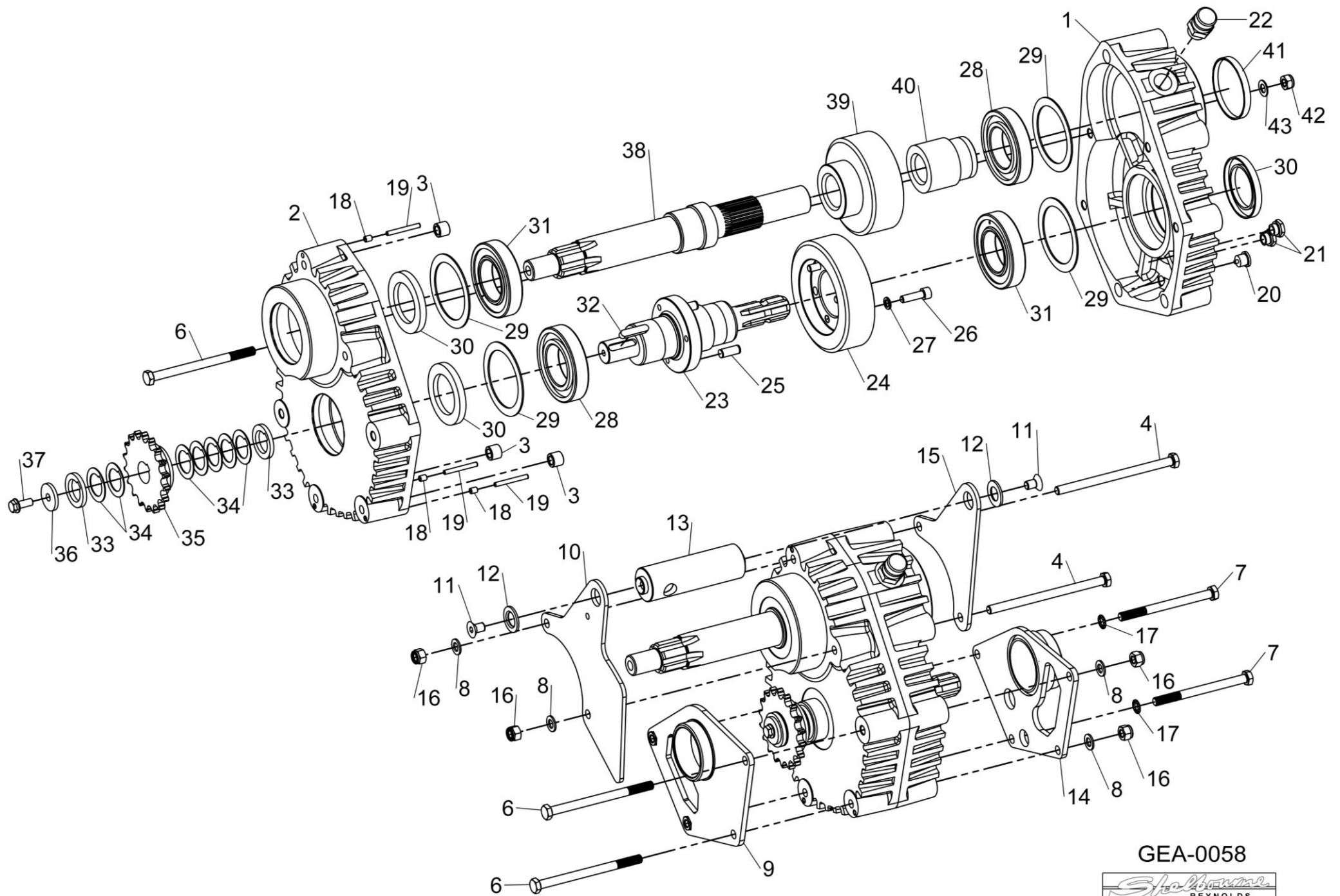
ASSY NUMBER: 196278 32				ASSY DESCRIPTION: EXCEL 32 AUGER SUB ASSY			
ITEM	PART NO	DESCRIPTION	QTY	ITEM	PART NO	DESCRIPTION	QTY
1	199954 01	EXCEL 32 AUGER W/A	1	31	BLT-3750	COACH BOLT	6
2	290368 01	AUGER ADJ PLT RH (2017 & ON)	1	32	290164 01	IDLER ADJUSTER W/A (2017 & ON)	1
OR	197711 07	AUGER ADJ PLT RH (UPTO 2017)	1	OR	199063 01	IDLER ADJUSTER W/A (UPTO 2017)	1
3	290353 01	AUGER ADJ PLT LH (2017 & ON)	1	33	131041 01	JOCKEY SPROCKET 13T.	2
OR	199475 01	AUGER ADJ PLT LH (UPTO 2017)	1	34	BRG-1995	BEARING	2
4	BLTA12380	HEX.HEAD BOLT	2	35	190060 11	AUGER IDLE SPINDLE	2
5	190119 26	WASHER	2	36	191040 01	SPACER	2
6	WSH-0024	PLAIN WASHER (2017 & ON)	2	37	190548 04	WASHER	A/R
OR	WSH-0018	PLAIN WASHER (UPTO 2017)	4	38	CIR-0470	CIRCLIP INT	2
7	NUT-0269	NYLOC NUT	3	39	290363 01	SPACER 27mm (2017 & ON)	2
8	290360 01	ADJUSTER W/A M16 (2017 & ON)	2	OR	200499 01	SPACER 22mm (UPTO 2017)	2
OR	200405 01	ADJUSTER W/A M12 (UPTO 2017)	2	40	194472 01	INSPECTION COVER	2
9	WSHA30161	LOCKWASHER (2017 & ON)	2	41	WSH-0012	PLAIN WASHER	26
OR	WSH-0065	SPRING WASHER (UPTO 2017)	2	42	WSH-0058	SPRING WASHER	8
10	NUT-0180	PLAIN NUT (2017 & ON)	4	43	HSS-0140	SETSCREW	8
OR	NUT-0170	PLAIN NUT (UPTO 2017)	4	44	197620 01R	AUGER PADDLE LH	1
11	197704 02	IDLER SHAFT	1	45	197620 02R	AUGER PADDLE RH	1
12	HSSF12204	TENSILOCK SETSCREW	10	46	199733 01	NARROW FEED FLIGHT EXT LH	A/R
13	190119 82	WASHER	1	47	199733 02	NARROW FEED FLIGHT EXT RH	A/R
14	BRG-23560	BEARING	2	48	HSS-0145	SETSCREW	14
15	WSH-0015	PLAIN WASHER	14	49	NUT-0263	NYLOC NUT	14
16	WSH-0061	SPRING WASHER	8	50	21709036	TUBE PLUG	2
17	HSS-0194	SETSCREW	8	51	NIP-00600	GREASE NIPPLE	2
18	195848 01	AUGER DRIVE SHAFT	1	52	LUB-00046	STRAIGHT ADAPTOR (2017 & ON)	1
19	190119 95	WASHER	6	53	LUB-00044	GREASE PIPE (2017 & ON)	0.35
20	KIT-00123	AUGER DRIVE CLUTCH (2017& ON)	1	54	LUB-00052	BULKHEAD (2017 & ON)	1
		SEE KIT-00123 PAGE		55	WSH-0018	PLAIN WASHER	1
		FOR PARTS BREAKDOWN		56	CHN-01991	CHIAN (99 LINKS c/w JOINER)	1
OR	KIT-00121	AUGER DRIVE CLUTCH (UPTO 2017)	1	56a	CHN-01910	CHAIN HALF LINK	
21	190119 47	WASHER	1	56b	CHN-01901	JOINING LINK	
22	NUT-0580	CASTLE NUT	1	57	KIT-00112	SPARES IDLER SPROCKET ASSY KIT	
23	PIN-1150	SPLIT PIN	1			INC ITEMS 33,34,35,36,37 & 38	
24	HSS-0330	SETSCREW	4	58	292575 01	FLAT PADDLE W/A	2
25	WSH-0024	PLAIN WASHER	4			USE WHEN AUGER PADDLES (ITEMS	
26	WSHA30161	LOCKWASHER (2017 & ON)	4			44 & 45) ARE WIDELY SPACED	
OR	WSH-0070	SPRING WASHER (UPTO 2017)	4				
27	NUT-0180	PLAIN NUT	8				
28	200407 01	SUPPORT PLATE	2				
29	200408 01	OVERLAP PLATE	2				
30	NUT-0265	NYLOC NUT	6				



196278 32

Shelbourne Reynolds Engineering Limited

ASSY NUMBER: GEA-0058				ASSY DESCRIPTION: INPUT GEARBOX ASSY VARIABLE SPEED			
ITEM	PART NO	DESCRIPTION	QTY	ITEM	PART NO	DESCRIPTION	QTY
1	197619 03	CASE HALF (PTO SIDE)	1	OR	192768 08	AUGER DRIVE SPROCKET (13T)	1
2	197619 02	CASE HALF (PULLEY SIDE)	1	OR	192768 20	AUGER DRIVE SPROCKET (12T)	1
3	192598 01	DOWEL	3	36	190548 01	RETAINING WASHER	1
4	BLTA12810	HEX HEAD BOLT	2	37	HSSF10174	HEX HD SCREW	1
5				38	194964 01	PINION SHAFT	1
6	BLTA12750	HEX HEAD BOLT	3	39	193599 09	PINION GEAR (32 TOOTH)	1
7	BLT-2276	HEX.HEAD BOLT	2	OR	193599 11	PINION GEAR (34 TOOTH)	1
8	WSH-0018	PLAIN WASHER	4	OR	193599 12	PINION GEAR (30 TOOTH)	1
9	198021 01	G/BOX MTG PLT LH	1	OR	193599 13	PINION GEAR (36 TOOTH)	1
10	198026 01	G/BOX ADJ PLT LH	1	40	195526 01	SLEEVE	1
11	SCW-1930	CSK SKT HD SCREW	2	41	SEAZ09000	CORE PLUG SEAL	1
12	198024 01	CSK WASHER	2	42	NUT-0270	NYLOC NUT (THIN)	1
13	198023 01	GEARBOX ADJUSTER	1	43	WSH-0019	PLAIN WASHER (FORM B)	1
14	198022 01	G/BOX MTG PLT RH	1				
15	198025 01	G/BOX ADJ PLT RH	1				
16	NUT-0269	NYLOC NUT	4		GEA-0058CNH	SPARES GEARBOX ASSY C/W 35T & 34T GEARS	
17	WSHA20121	SHAKEPROOF WASHER	2		GEA-0058JD/CIH	SPARES GEARBOX ASSY C/W 37T & 32T GEARS	
18	SCW-4535	GRUBSCREW	3		GEA-0058LEX	SPARES GEARBOX ASSY C/W 33T & 36T GEARS	
19	192597 01	JACKING ROD	3				
20	FIT-0253	DRAIN PLUG	1				
21	FITD00005	SIGHT GLASS/SEAL	2				
22	FIT-0255	BREATHER	1				
23	192591 01	INPUT SHAFT	1			ABOVE SPARE GEARBOX ASSY DO NOT INCLUDE MOUNTING PLATES & AUGER SPROCKET, ITEMS, 9,10,11, 12,13,14,15,33,34,35,36 & 37	
24	192592 09	INPUT GEAR (37 TOOTH)	1				
OR	192592 11	INPUT GEAR (35 TOOTH)	1				
OR	192592 12	INPUT GEAR (39 TOOTH)	1				
OR	192592 13	INPUT GEAR (33 TOOTH)	1				
25	PIN-61217	DOWEL PIN	3				
26	SCW-0196	CAP HEAD SCREW	3				
27	WSH-0061	SPRING WASHER	3				
28	BRG-7040	BEARING	2				
29	192596 01	RING	4				
30	SEA-0590	SHAFT SEAL	3				
31	BRG-16080	SUPPORT	2				
32	K1008045	KEY	1				
33	191692 01	SPACER	2				
34	191692 02	SPACER	7				
35	192768 18	AUGER DRIVE SPROCKET (18T)	1				
OR	192768 04	AUGER DRIVE SPROCKET (16T)	1				
OR	192768 16	AUGER DRIVE SPROCKET (15T)	1				
OR	192768 10	AUGER DRIVE SPROCKET (22T)	1				

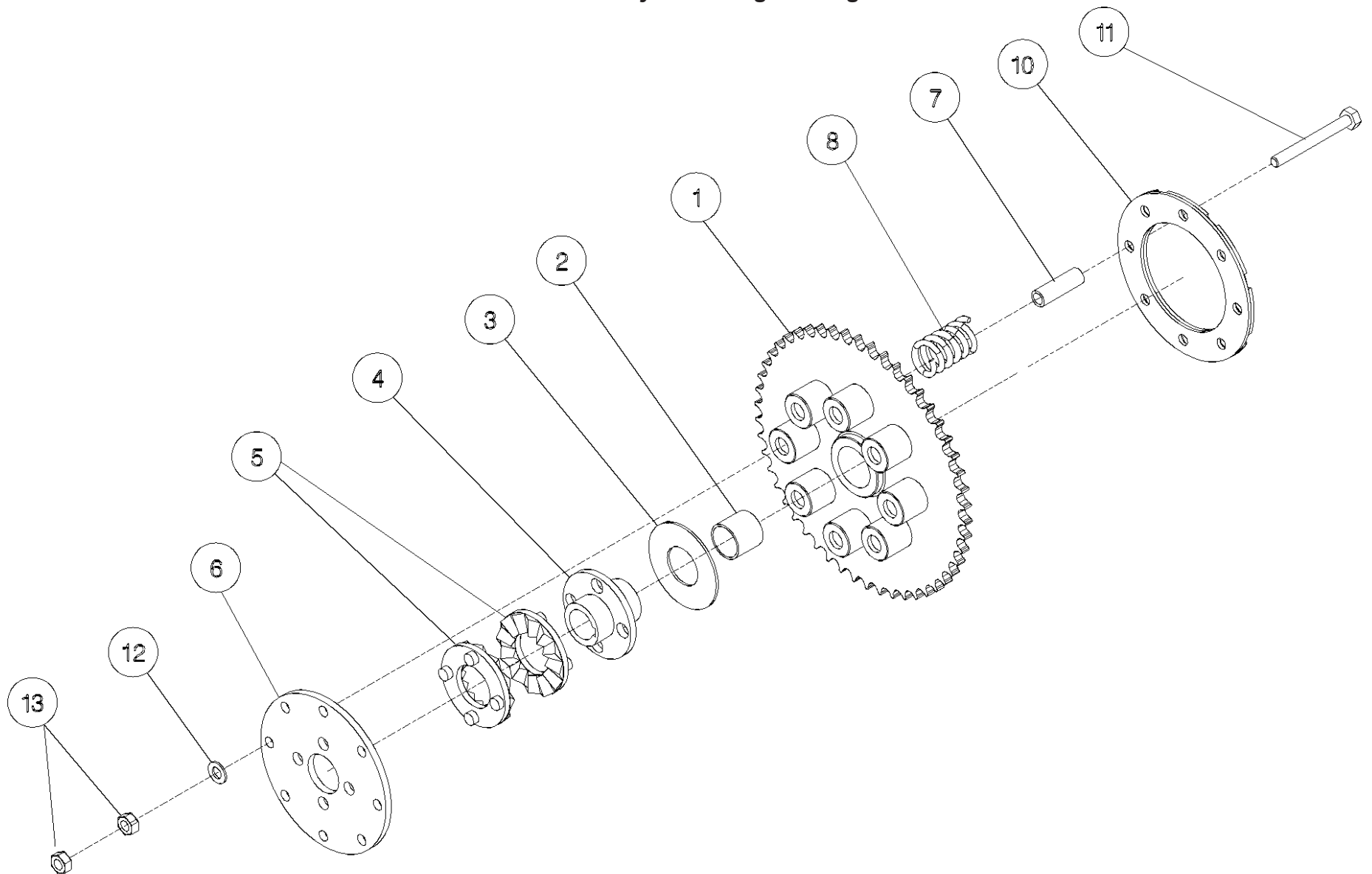


GEA-0058



Shelbourne Reynolds Engineering Limited

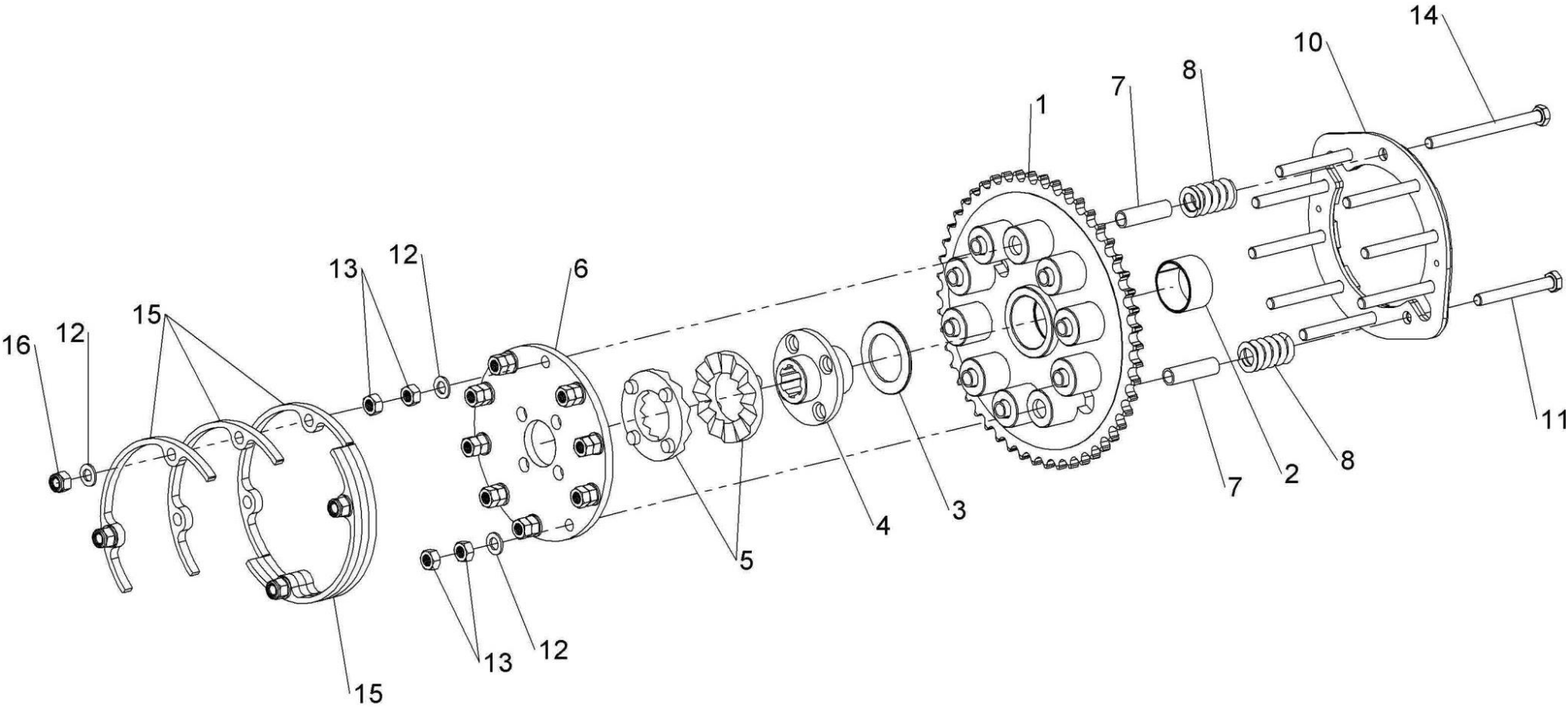
ASSY NUMBER: KIT-00121				ASSY DESCRIPTION: AUGER DRV/SPRKT CLUTCH			
ITEM	PART NO	DESCRIPTION	QTY	ITEM	PART NO	DESCRIPTION	QTY
1	290466 01	50T SPROCKET ASSY	1				
2	BSHK05056	BUSH	1				
3	192008 02	THRUST WASHER	1				
4	195850 01	SPLINED CLUTCH HUB	1				
5	131005	CLUTCH PLATE	2				
6	195429 01	DRIVE DISC	1				
7	131073 04	SPACER	8				
8	131063	SPRING	8				
10	195427 01	LOCKING RING	1				
11	BLT-2270	BOLT	8				
12	WSH-0018	PLAIN WASHER	8				
13	NUT-0170	PLAIN NUT	16				



KIT - 00119
KIT - 00121

Shelbourne Reynolds Engineering Limited

ASSY NUMBER: KIT-00123				ASSY DESCRIPTION: AUGER SLIP CLUTCH (10 SPRING)			
ITEM	PART NO	DESCRIPTION	QTY	ITEM	PART NO	DESCRIPTION	QTY
1	290418 01	50T SPROCKET ASSY	1				
2	BSHK05056	BUSH	1				
3	192008 02	THRUST WASHER	1				
4	195850 01	SPLINED CLUTCH HUB	1				
5	131005	CLUTCH PLATE	2				
6	290335 01	DRIVE DISC	1				
7	131073 04	SPACER	10				
8	131063	SPRING	10				
9							
10	290336 01	LOCKING RING	1				
11	BLT-2270	BOLT	6				
12	WSH-0018	PLAIN WASHER	14				
13	NUT-0170	PLAIN NUT	20				
14	HSSA12710	SETSCREW	4				
15	290403 01	BELT SLIPPER	6				
16	NUT-0269	NYLOC NUT	4				

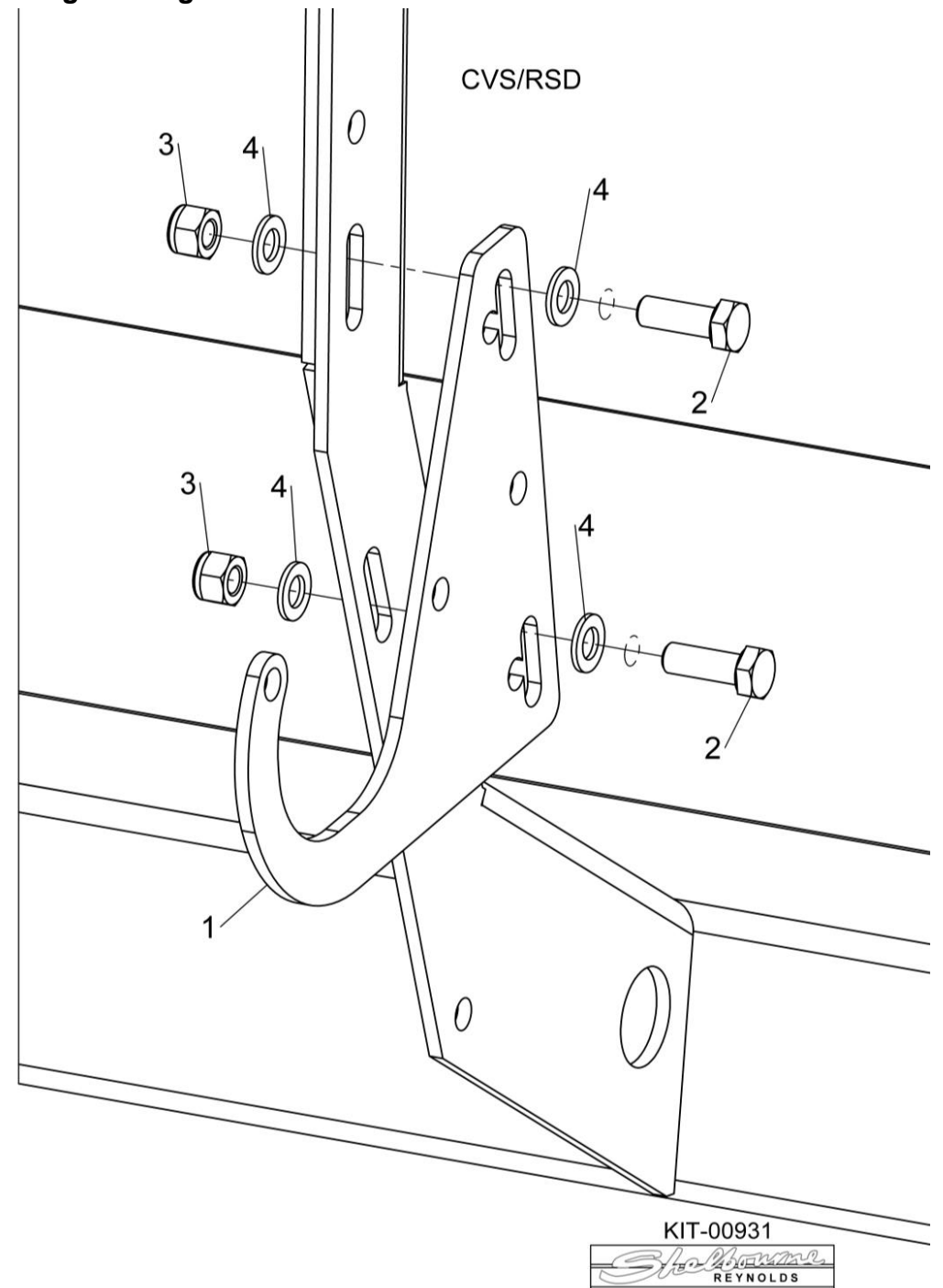
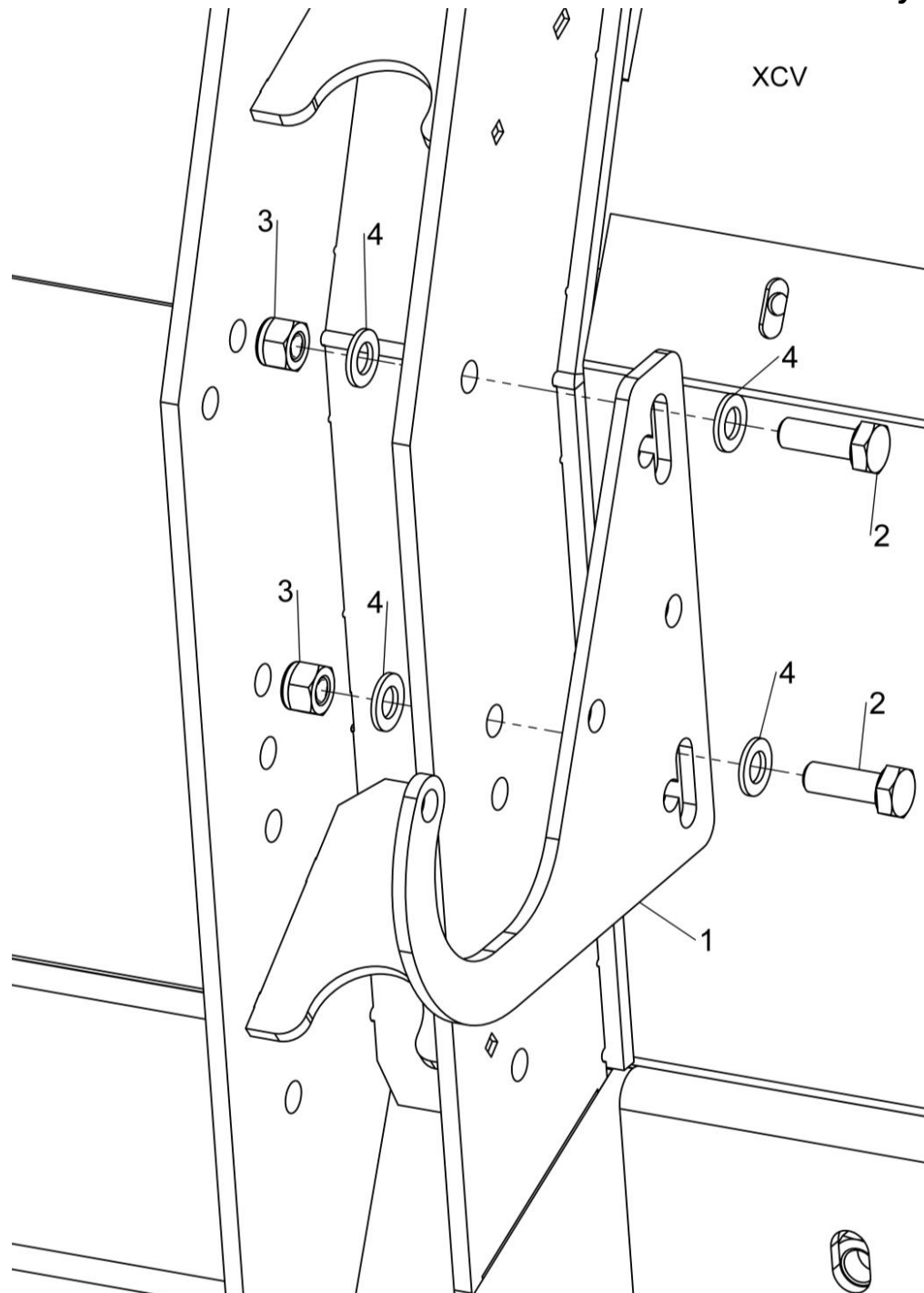


KIT-00123



Shelbourne Reynolds Engineering Limited

ASSY NUMBER: KIT-00931				ASSY DESCRIPTION: PTO SUPPORT KIT			
ITEM	PART NO	DESCRIPTION	QTY	ITEM	PART NO	DESCRIPTION	QTY
1	191945 01	PTO SUPPORT	1				
2	HSS-0241	SETSCREW	2				
3	NUT-0269	NYLOC NUT	2				
4	WSH-0018	PLAIN WASHER	4				

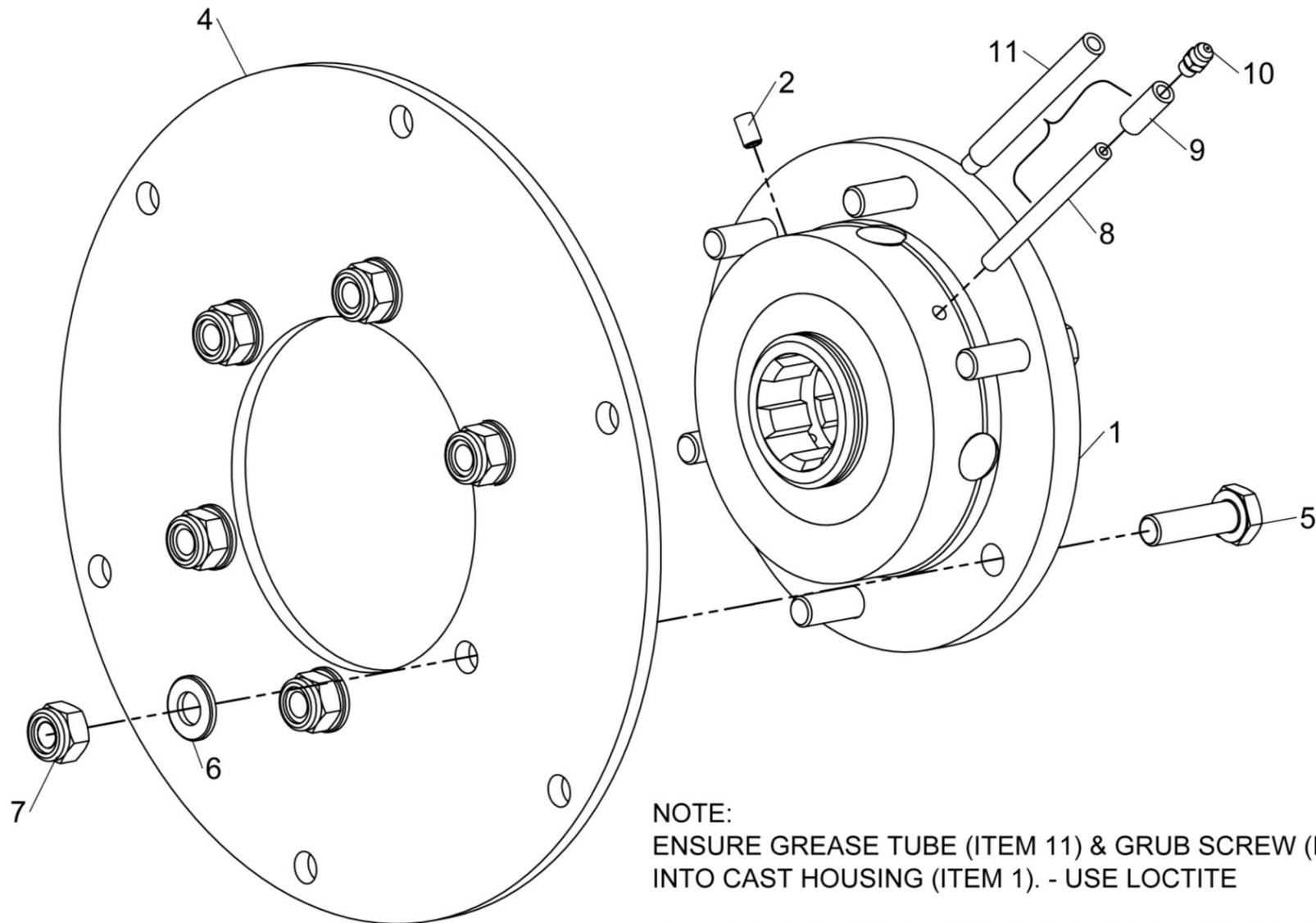


KIT-00931



Shelbourne Reynolds Engineering Limited

ASSY NUMBER: KIT-00976				ASSY DESCRIPTION: BALL JOINT CTR COUPLING			
ITEM	PART NO	DESCRIPTION	QTY	ITEM	PART NO	DESCRIPTION	QTY
1	193114 01	SPLINED BALL ASSY	1				
OR	193114P	SPARE SPLINED BALL ASSY (ALTERNATIVE TO 193114 01)					
2	SCW-4530	GRUBSCREW	1				
3							
4	193106 01	DRIVE RING PLATE	1				
5	HSS-0198	SETSCREW	6				
6	WSH-0015	PLAIN WASHER	6				
7	NUT-0265	NYLOC NUT	6				
8	193077 01	GREASE PIPE (UPTO 2022)	1				
9	193078 01	GREASE PIPE SLEEVE (UPTO 2022)	1				
10	NIP-00600	GREASE NIPPLE	1				
11	292226 01	GREASE PIPE (2022 & ON)	1				
		SUPPLY IN PLACE OF ITEMS 8 & 9					



NOTE:
ENSURE GREASE TUBE (ITEM 11) & GRUB SCREW (ITEM 2) ARE ASSEMBLED
INTO CAST HOUSING (ITEM 1). - USE LOCTITE

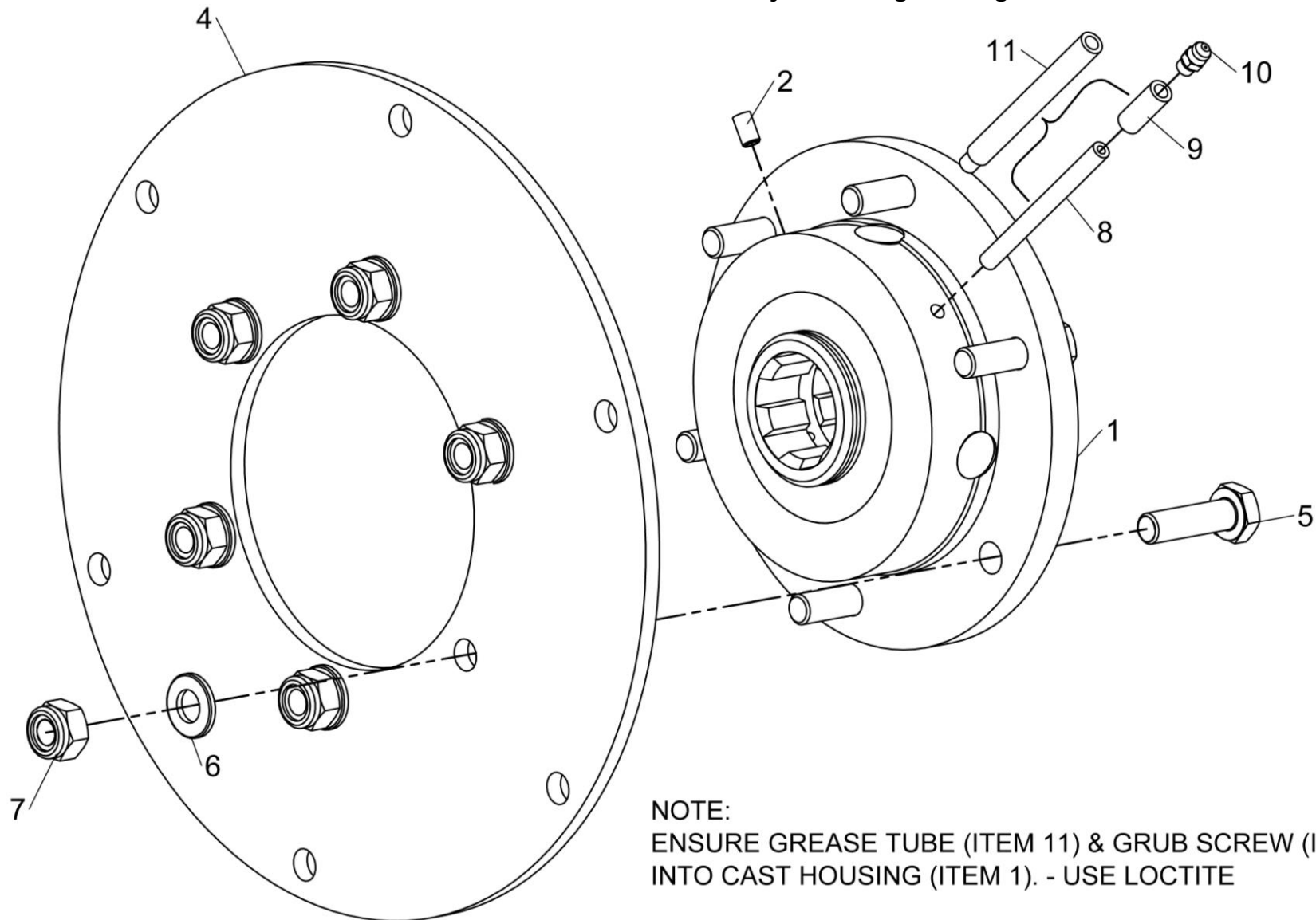
THE ORIENTATION SHOWN IS FOR A R.H. ROTOR, SWAP ITEMS 2 & 11 FOR A
LH ROTOR

KIT-00976



Shelbourne Reynolds Engineering Limited

ASSY NUMBER: KIT-00976A				ASSY DESCRIPTION: BALL JOINT CTR COUPLING			
ITEM	PART NO	DESCRIPTION	QTY	ITEM	PART NO	DESCRIPTION	QTY
1 OR	193114 05 193114P	SPLINED BALL SPARE SPLINED BALL ASSY (ALTERNATIVE TO 193114 01)	1				
2							
3			1				
4	193106 01	DRIVE RING PLATE					
5	HSS-0198	SETSCREW	6				
6	WSH-0015	PLAIN WASHER	6				
7	NUT-0265	NYLOC NUT	6				
8	193077 01	GREASE PIPE (UPTO 2022)	1				
9	193078 01	GREASE PIPE SLEEVE (UPTO 2022)	1				
10	NIP-00600	GREASE NIPPLE	1				
11	292226 01	GREASE PIPE (2022 & ON) SUPPLY IN PLACE OF ITEMS 8 & 9	1				



NOTE:
ENSURE GREASE TUBE (ITEM 11) & GRUB SCREW (ITEM 2) ARE ASSEMBLED
INTO CAST HOUSING (ITEM 1). - USE LOCTITE

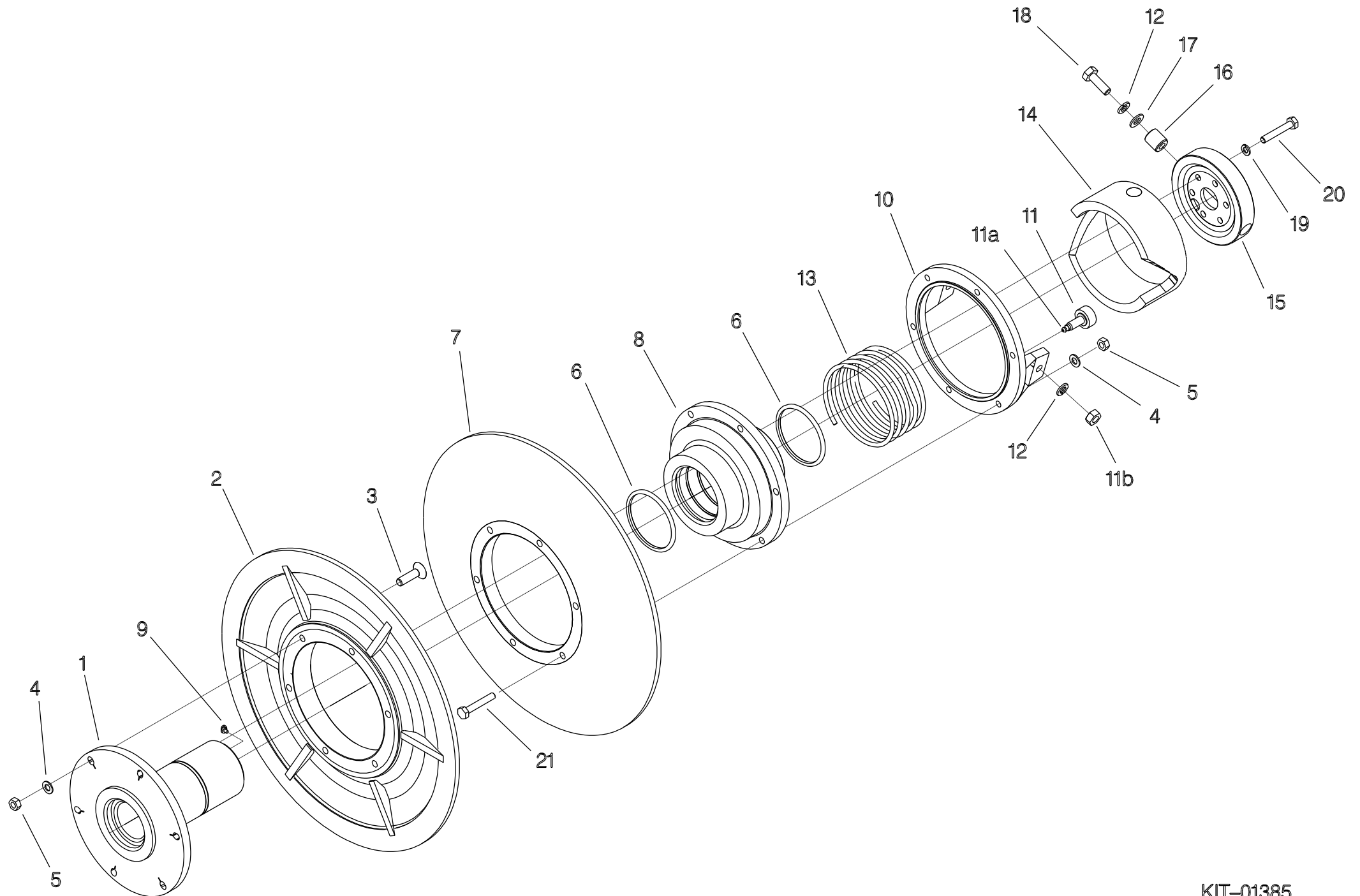
THE ORIENTATION SHOWN IS FOR A R.H. ROTOR, SWAP ITEMS 2 & 11 FOR A
LH ROTOR

KIT-00976



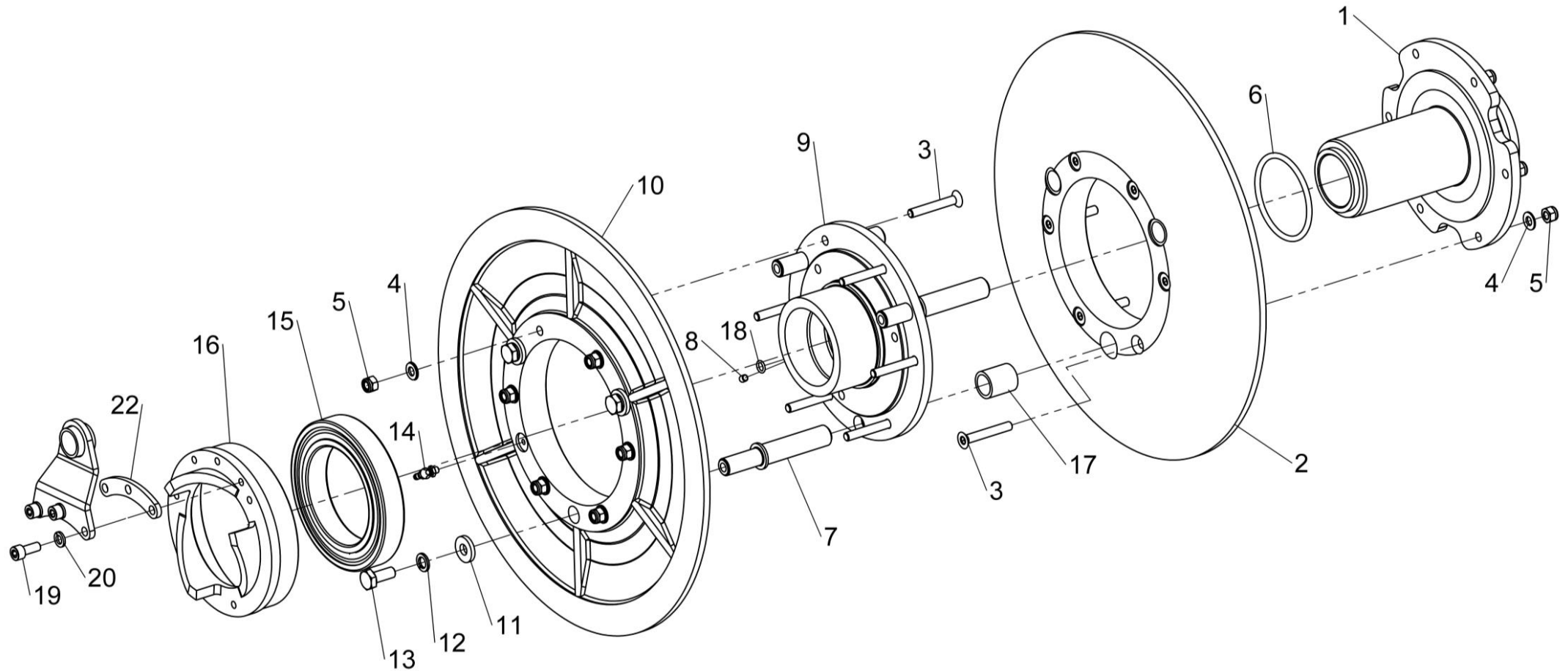
Shelbourne Reynolds Engineering Limited

ASSY NUMBER: KIT-01385				ASSY DESCRIPTION: ROTOR PULLEY ASSY (BOLT IN HUBS)2010 & ON			
ITEM	PART NO	DESCRIPTION	QTY	ITEM	PART NO	DESCRIPTION	QTY
1	199349 01	INNER PULLEY HUB	1				
2	198269 01	INNER FRONT PULLEY	1				
3	SCEA08353	CSK.SOC HD SCREW	6				
4	WSH-0012	PLAIN WASHER	12				
5	NUT-0263	NYLOC NUT	12				
6	ORA300750	O RING	2				
7	198268 01	OUTER FRONT PULLEY	1				
8	199409 01	OUTER PULLEY HUB	1				
9	NIP-00610	GREASE NIPPLE	1				
10	198267 01	CAM FOLLOWER BRACKET	1				
11	197640 01	CAM FOLLOWER BEARING ASSY	2				
11a	KIT-01428	SPARE GREASE ZERK/NIPPLE KIT					
11b	KIT-01432	SPARE NUT & WASHER KIT					
12	WSH-0061	SPRING WASHER	4				
13	SPGC00042	SPRING (WHITE)	1				
14	194204 01	CAM	1				
15	197522 02	CAM CARRIAGE	1				
16	194202 01	SLEEVE	2				
17	190119 11	WASHER	2				
18	HSS-0202	SETSCREW	2				
19	WSH-0058	SPRING WASHER	6				
20	HSSA08380	SETSCREW (UP TO 2018)	6				
OR	HSS-0155	SETSCREW (2018 & ON)	6				
21	BLTA08350	HEX HEAD BOLT	6				



Shelbourne Reynolds Engineering Limited

ASSY NUMBER: KIT-01386				ASSY DESCRIPTION: REAR PULLEY ASSY (BOLT IN HUBS)			
ITEM	PART NO	DESCRIPTION	QTY	ITEM	PART NO	DESCRIPTION	QTY
1	199350 01	OUTER PULLEY HUB	1				
2	198270 01	OUTER REAR PULLEY	1				
3	SCEA08353	CSK SCREW	12				
4	WSH-0012	PLAIN WASHER	12				
5	NUT-0263	NYLOC NUT	12				
6	ORA300750	O RING	1				
7	198274 02	SPIGOT	3				
8	SCW-4528	GRUB SCREW	1				
9	199410 01	INNER PULLEY HUB	1				
10	198271 01	INNER PULLEY	1				
11	190119 11	WASHER	3				
12	WSH-0061	SPRING WASHER	3				
13	HSS-0191	SETSCREW	3				
14	NIP-00620	GREASE NIPPLE	1				
15	BRG-19500N	BEARING	1				
16	194970 01	STATIC CAM	1				
17	291809 01	BUSH (2021 & ON)	3				
OR	BSHD02056	BUSH (UPTO 2021)	3				
18	ORA120080	O RING	1				
19	SCW-0133	CAP HEAD SCREW	3				
20	WSH-0058	SPRING WASHER	3				
21	SEE DRIVE SUB	STATIC CAM ARM	1				
22	197465 01	CAM ARM SPACER	1				

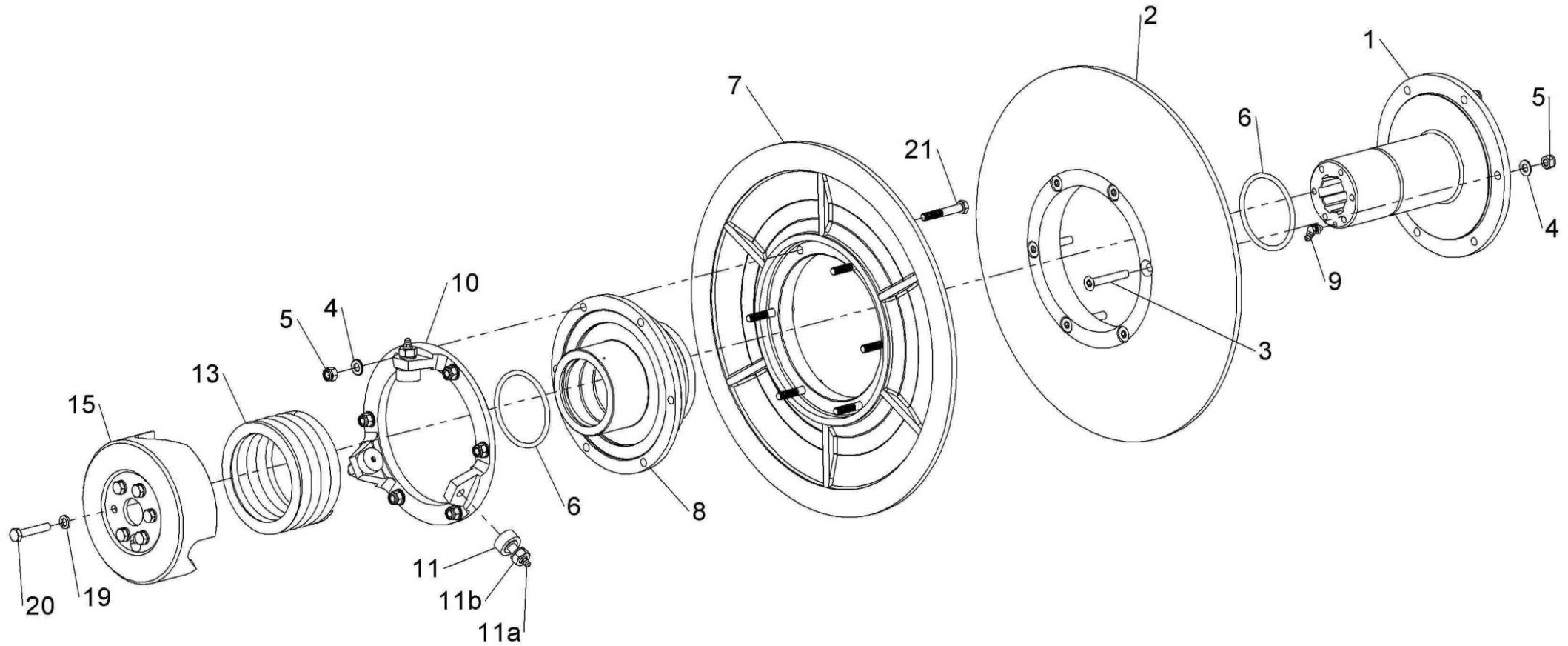


KIT-01386



Shelbourne Reynolds Engineering Limited

ASSY NUMBER: KIT-01399				ASSY DESCRIPTION: ROTOR PULLEY ASSY (2017-2021)			
ITEM	PART NO	DESCRIPTION	QTY	ITEM	PART NO	DESCRIPTION	QTY
1	199349 01	INNER PULLEY HUB	1				
2	198269 01	INNER FRONT PULLEY	1				
3	SCEA08353	CSK.SOC HD SCREW	6				
4	WSH-0012	PLAIN WASHER	12				
5	NUT-0263	NYLOC NUT	12				
6	ORA300750	O RING	2				
7	198268 01	OUTER FRONT PULLEY	1				
8	199409 01	OUTER PULLEY HUB	1				
9	NIP-00610	GREASE NIPPLE	1				
10	199407 01	CAM FOLLOWER BRACKET	1				
11	197640 01	CAM FOLLOWER BEARING ASSY	3				
11a	KIT-01428	SPARE GREASE ZERK/NIPPLE KIT					
11b	KIT-01432	SPARE NUT & WASHER KIT					
12							
13	SPGC00047	SPRING (RED)	1				
14							
15	199408 01	FIXED CAM (45°)	1				
16							
17							
18							
19	WSH-0058	SPRING WASHER	6				
20	HSSA08380	SETSCREW (2018 & ON)	6				
OR	HSS-0155	SETSCREW (UP TO 2018)	6				
21	BLTA08350	HEX HEAD BOLT	6				

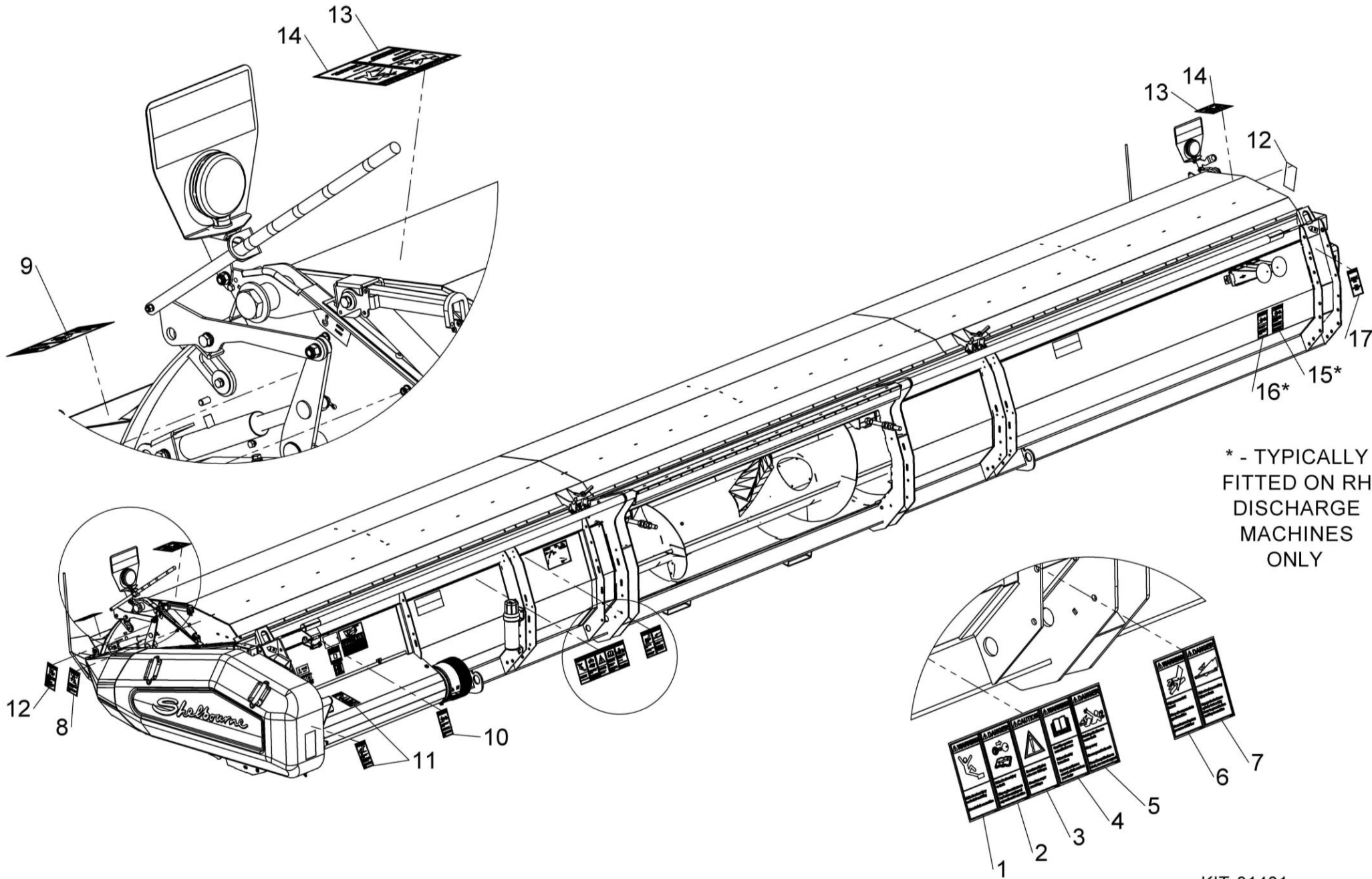


KIT-01399



Shelbourne Reynolds Engineering Limited

ASSY NUMBER: KIT-01401				ASSY DESCRIPTION: SAFETY DECAL KIT NORTH AMERICA			
ITEM	PART NO	DESCRIPTION	QTY	ITEM	PART NO	DESCRIPTION	QTY
1	198835 01	EMBLEM - DO NOT CLIMB	1				
2	198840 01	EMBLEM - STOP ENGINE	1				
3	198838 01	EMBLEM - SPEED RESTRICTION	1				
4	199011 01	EMBLEM - READ OPS MANUAL	1				
5	198842 01	EMBLEM - ROTATING DRIVE LINE	1				
6	198832 01	EMBLEM - HIGH PRESSUE FLUID	1				
7	198844 01	EMBLEM - RISK OF CRUSHING	1				
8	198843 01	EMBLEM - HOOD LOCK	1				
9	198836 01	EMBLEM - CROP DEFLECTOR LOCK	1				
10	198839 01	EMBLEM - AUGER	1				
11	198837 01	EMBLEM - MOVING PARTS UNDER	2				
12	198833 01	EMBLEM - CROP DEFLECTOR HAND	2				
13	198841 01	EMBLEM - ROTOR KEEP AWAY	2				
14	198834 01	EMBLEM - STAND CLEAR ROTOR	2				
15	291880 01	EMBLEM - AUGER UNDER COVER	1				
16	291881 01	EMBLEM - AUGER NO COVER	1				
17	291968 01	EMBLEM - P65	1				

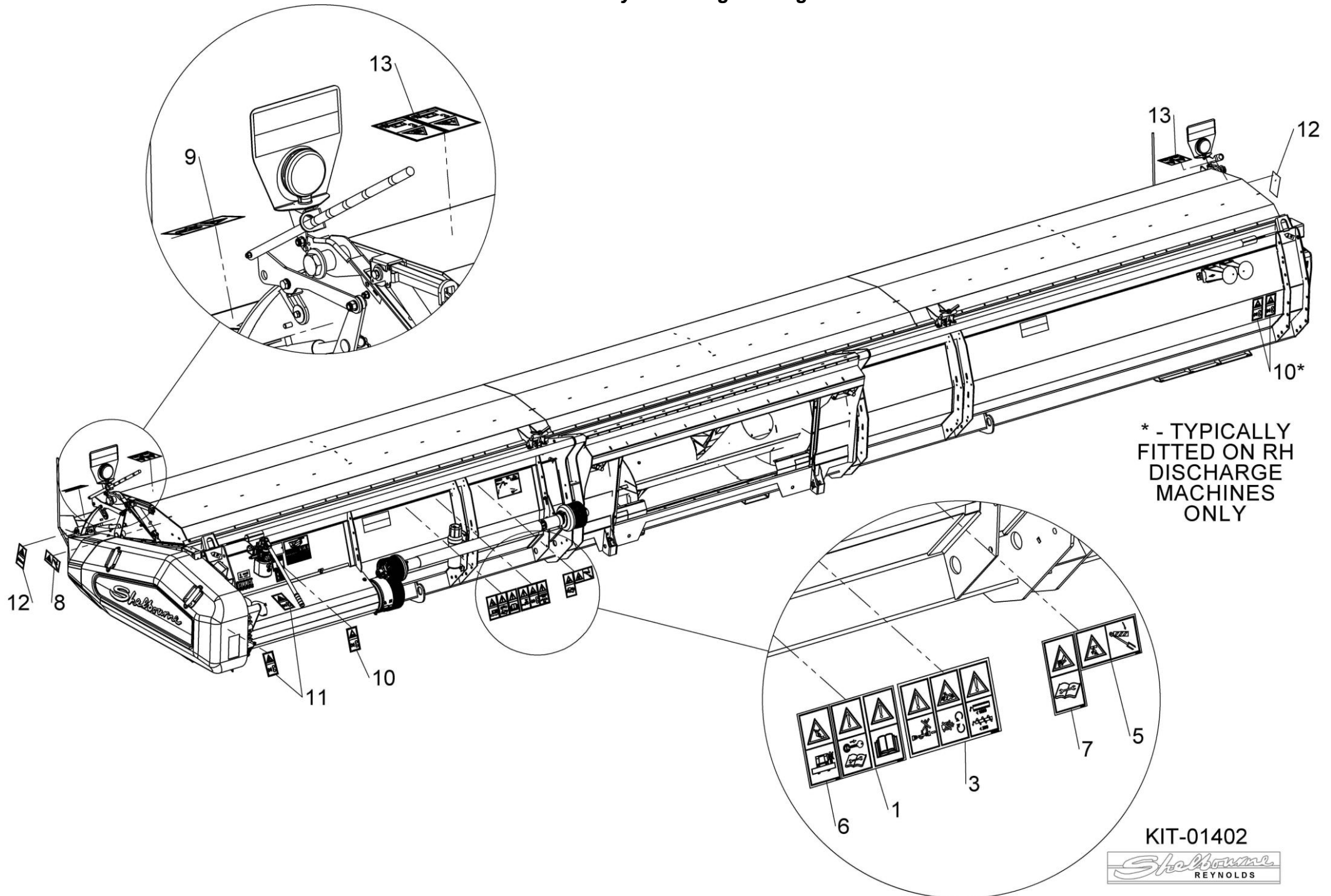


KIT-01401



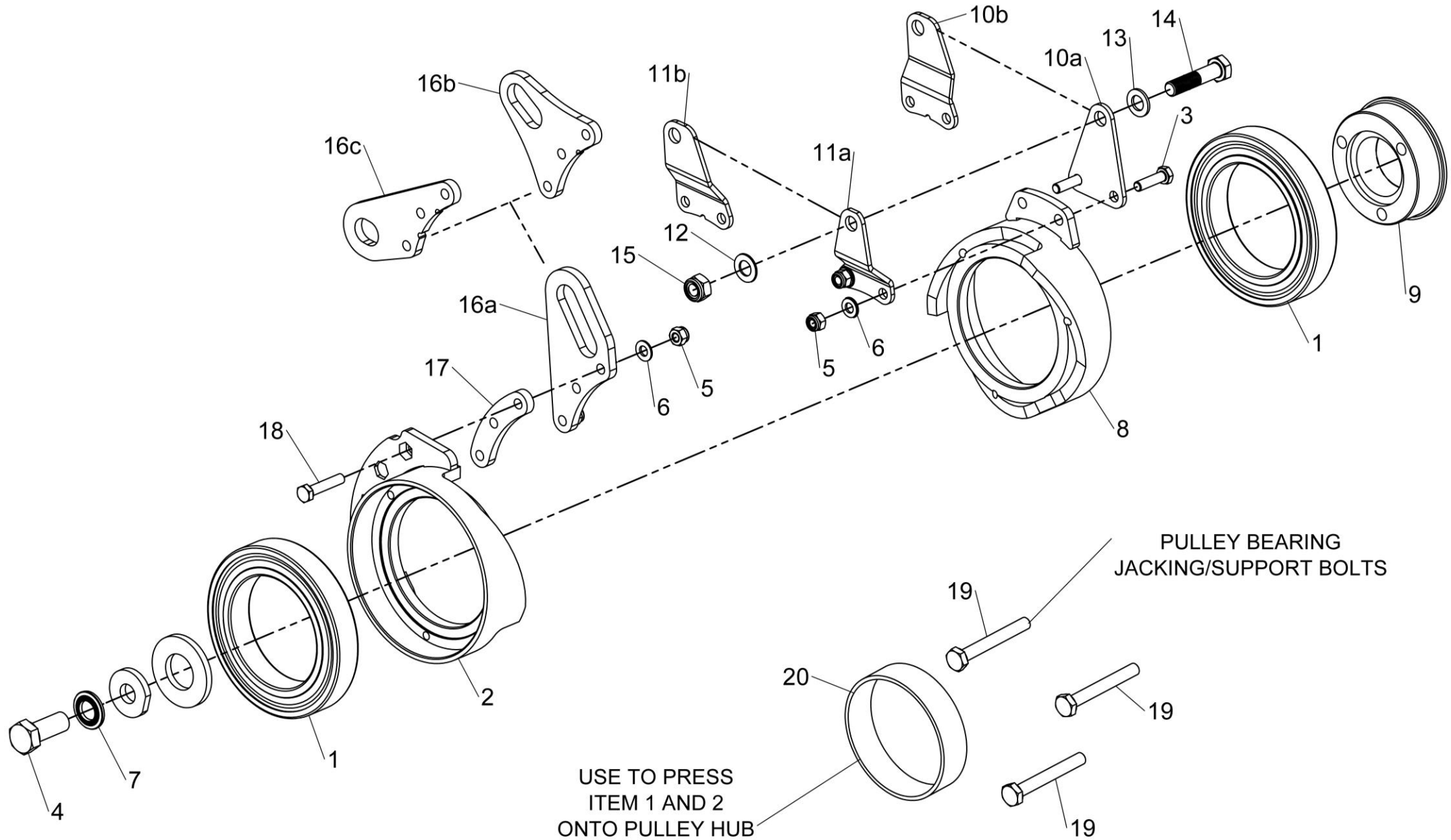
Shelbourne Reynolds Engineering Limited

ASSY NUMBER: KIT-01402				ASSY DESCRIPTION: SAFETY DECAL KIT ISO			
ITEM	PART NO	DESCRIPTION	QTY	ITEM	PART NO	DESCRIPTION	QTY
1	TNF-0011	EMBLEM - SAFETY MAINTENANCE	1				
2		OPERATORS MANUAL					
3	TNF-0012	EMBLEM - PTO GUARDS	1				
4		ROTOR/AUGER SPEED					
		PTO CHAIN					
5	210435 01	EMBLEM - FEEDER HOUSE LOCK	1				
6	198847 01	EMBLEM - CLIMBING	1				
7	198846 01	EMBLEM - HIGH PRESSURE OIL	1				
8	210435 01	EMBLEM - HOOD LOCK	1				
9	198845 01	EMBLEM - CROP DEFLECTOR LOCK	1				
10	193393 01	EMBLEM - AUGER	3				
11	193392 01	EMBLEM - MOVING PARTS UNDER	2				
12	800215 01	EMBLEM - CROP DEFLECTOR HAND	2				
13	TNF-0010	EMBLEM - FLYING OBJECTS	2				
14		ROTOR ENTANGLEMENT					



Shelbourne Reynolds Engineering Limited

ASSY NUMBER: KIT-01454				ASSY DESCRIPTION: VS DRIVE CAM & BEARING KIT, ALL YEARS			
ITEM	PART NO	DESCRIPTION	QTY	ITEM	PART NO	DESCRIPTION	QTY
1	BRG-19500NC3	BEARING	2	20	292804 01	PRESS RING	1
2	292733 01	STATIC CAM W/A	1	<div style="border: 1px solid black; padding: 10px;"> <p style="text-align: center;">FOR ASSEMBLY INFORMATION</p> <p style="text-align: center;">SEE VS DRIVE CAM & BEARING INSTRUCTIONS.</p> <p style="text-align: center;">INSTRUCTIONAL VIDEO CAN BE FOUND AT</p> <p style="text-align: center;">www.shelbourne.com</p> <p style="text-align: center;">TIPS TO ASSIST IDENTIFYING YOUR MACHINE MODEL AND YEAR:</p> <p>XCV- SPRUNG, PIVOTING ADAPTOR PLATE WITH GAUGE WHEELS AT REAR OF HEADER.</p> <p>CVS & RVS - BOLTED ADAPTOR PLATE, BRACING TUBE ACROSS TOP OF MACHINE.</p> <p>LOCATE SERIAL NUMBER ON THE REAR LH OR RH END OF THE MACHINE.</p> <p style="text-align: center;">7 DIGIT SERIAL NUMBERS 2000-2009</p> <p style="text-align: center;">EXAMPLE '2122843'</p> <p>1ST 2ND & 3RD DIGITS ARE FACOTRY BUILD NUMBERS, 4TH & 5TH IS THE SIZE OF MACHINE IN FEET (28'), 6TH DIGIT IS A FACTORY MACHINE TYPE NUMBER & 7TH DIGIT IS YEAR OF MANUFACTURE (2003).</p> <p style="text-align: center;">11 DIGIT SERIAL NUMBERS 2010 AND ON</p> <p style="text-align: center;">EXAMPLE 'XCV42198964'</p> <p>1ST, 2ND & 3RD LETTERS SHOW THE TYPE OF MACHINE (XCV), 4TH & 5TH DIGITS SHOW THE MACHINE SIZE (42'), 6TH & 7TH DIGIT SHOW THE MODEL YEAR (2019), REMAINING DIGITS ARE FACTORY BUILD NUMBERS.</p> </div>			
3	HSS-0150	HEX HD SET SCREW	2				
4	HSS-0316	HEX HD SET SCREW	1				
5	NUT-0263	NYLOC NUT	5				
6	WSH-0012	PLAIN WASHER	5				
7	WSHA30161	LOCKWASHER	1				
8	292704 01	ACTUATOR CAM W/A	1				
9	292695 01	BEARING BOSS	1				
10a	292709 01	ACTUATOR BRKT	1				
		XCV 2012 AND ON (ALL YEARS) & CVS 2018 & ON (PRE-ASSEMBLED)					
OR							
10b	292740 02	RH ACTUATOR BRKT (1 NOTCH)	1				
		CVS & RVS 2001-2017					
11a	292710 01	FOLDED ACTUATOR BRKT	1				
		XCV 2012 AND ON (ALL YEARS) & CVS 2018 & ON (PRE-ASSEMBLED)					
OR							
11b	292740 01	LH ACTUATOR BRKT (1 NOTCH)	1				
		CVS & RVS 2001-2017					
12	WSH-0019	PLAIN WASHER	1				
13	WSH-0018	PLAIN WASHER	1				
14	BLTA12350	HEX HD BOLT	1				
15	NUT-0270	NYLOC NUT	1				
16a	292737 01	BOLT ON STATIC CAM PLATE					
		XCV 2012 AND ON (ALL YEARS) & CVS 2018 & ON (PRE-ASSEMBLED)					
OR							
16b	292739 01	BOLT ON STATIC CAM (1 NOTCH)	1				
		CVS & RVS 2007-2017					
		CVS & RVS 2001-2006, WITHOUT ROTOR GEARBOX					
OR							
16c	292741 01	STATIC CAM PLATE (2 NOTCHES)	1				
		CVS & RVS 2001-2006, WITH ROTOR GEARBOX					
17	292736 01	3 BOLT SPACER	1				
18	HSS-0153	HEX HD SET SCREW	3				
19	HSSA10500	HEX HD SET SCREW	3				



PULLEY BEARING
JACKING/SUPPORT BOLTS

USE TO PRESS
ITEM 1 AND 2
ONTO PULLEY HUB

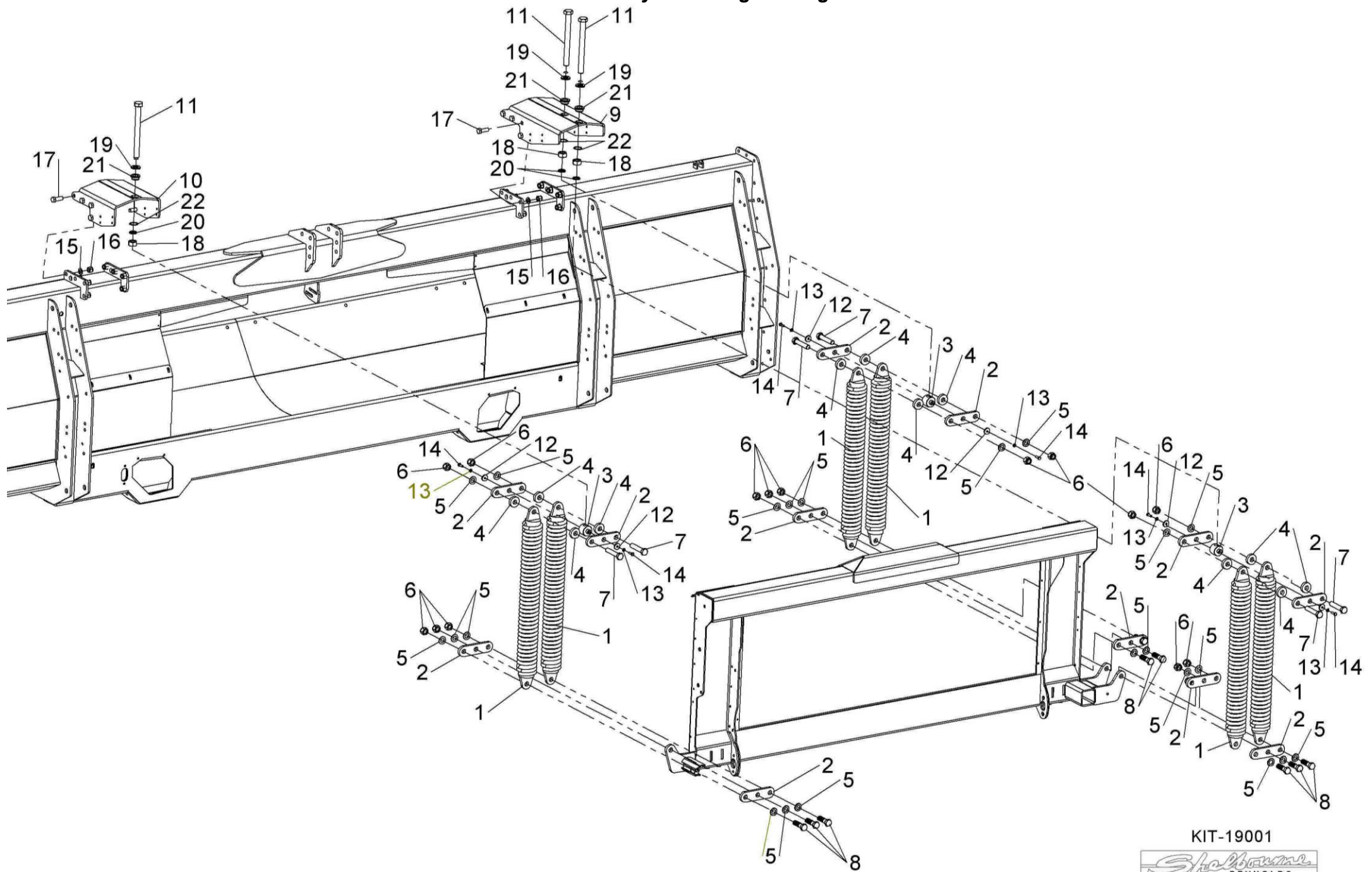
KIT-01454



Shelbourne Reynolds Engineering Limited

ASSY NUMBER: KIT-19001				ASSY DESCRIPTION: SPRING TILT KIT			
ITEM	PART NO	DESCRIPTION	QTY	ITEM	PART NO	DESCRIPTION	QTY
1	198659 01	TILT SPRING	6				
2	198645 01	SPRING MOUNTING PLATE	12				
3	199670 01	SPRING ADJ BUSH (2014 & ON)	3				
OR	198646 01	SPRING ADJ BUSH (UPTO 2014)					
4	190548 98	SPACER	12				
5	WSH-0030	PLAIN WASHER	24				
6	NUTA02200	NYLOC NUT	15				
7	BLTA20560	BOLT	6				
8	BLT-2367	BOLT	9				
9	199624 01	TOP MOUNTING RH (2014 & ON)	1				
OR	198647 01	TOP MOUNTING RH (PRE 2014)					
10	199623 01	TOP MOUNTING LH (2014 & ON)	1				
OR	198648 01	TOP MOUNTING LH (UPTO 2014)					
11	HSSA24950	SET SCREW (2014 & ON)	3				
OR	HSSA20930	SET SCREW (UPTO 2014)					
12	190548 29	WASHER	6				
13	WSH-0058	SPRING WASHER	6				
14	HSS-0135	BOLT	6				
15	WSH-0024	PLAIN WASHER FORM A	16				
16	NUT-0271	NYLOC NUT	16				
17	HSS-0317	SET SCREW	16				
18	NUT-0190	PLAIN NUT (2014 & ON)	3				
OR	NUT-0185	PLAIN NUT (PRE 2014)					
19	WSH-0036	WASHER (2014 & ON)	3				
20	190548 62	WASHER (2014 & ON)	3				
21	199621 01	TOP HAT BUSH (2014 & ON)	3				
22	CIR020034	CIRCLIP (2014 & ON)	3				
23							
24	KIT-19035	TWIN SPRING SUB ASSY (ITEMS 1-8 & 12-14)					

Shelbourne Reynolds Engineering Limited

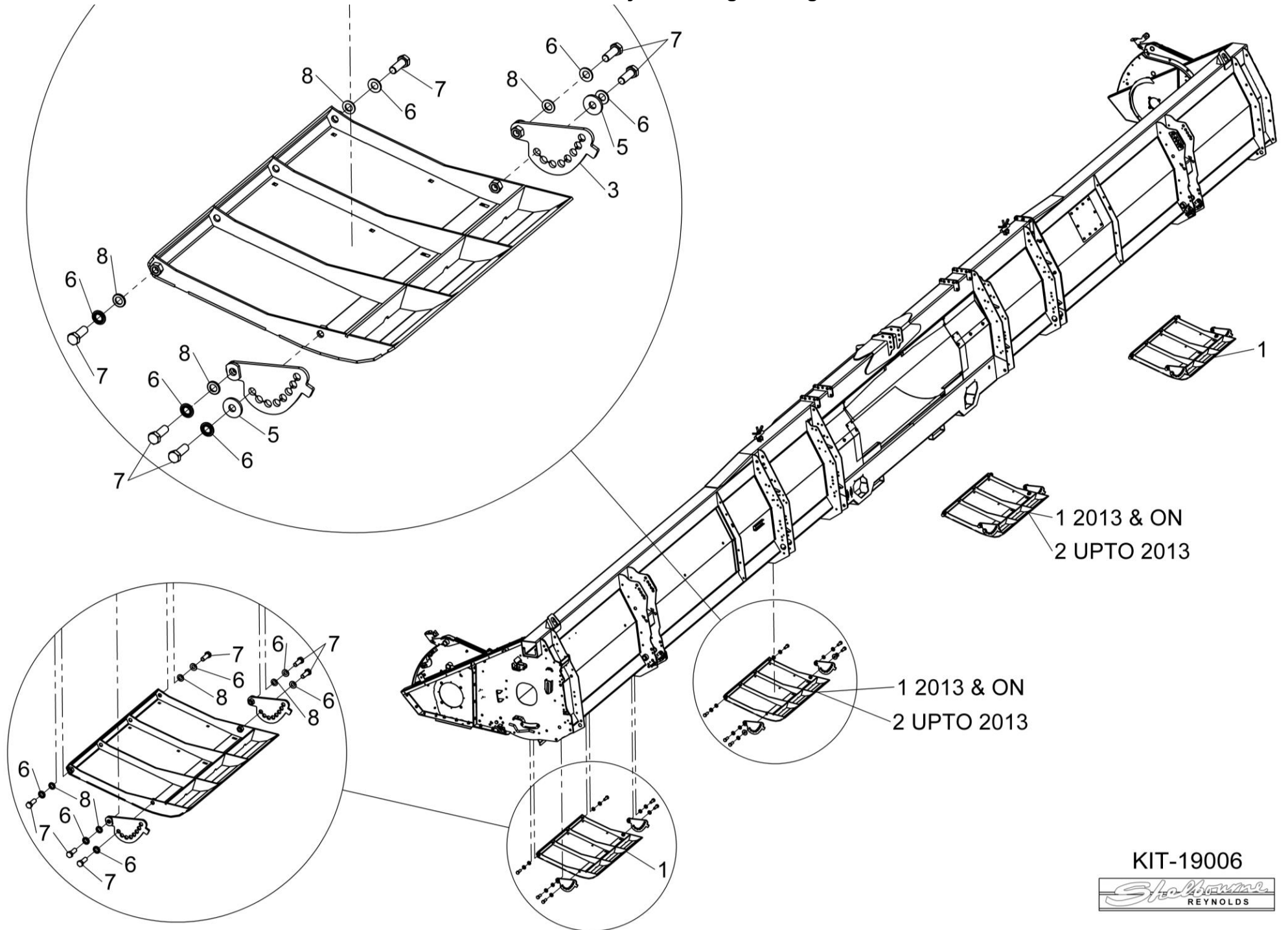


KIT-19001



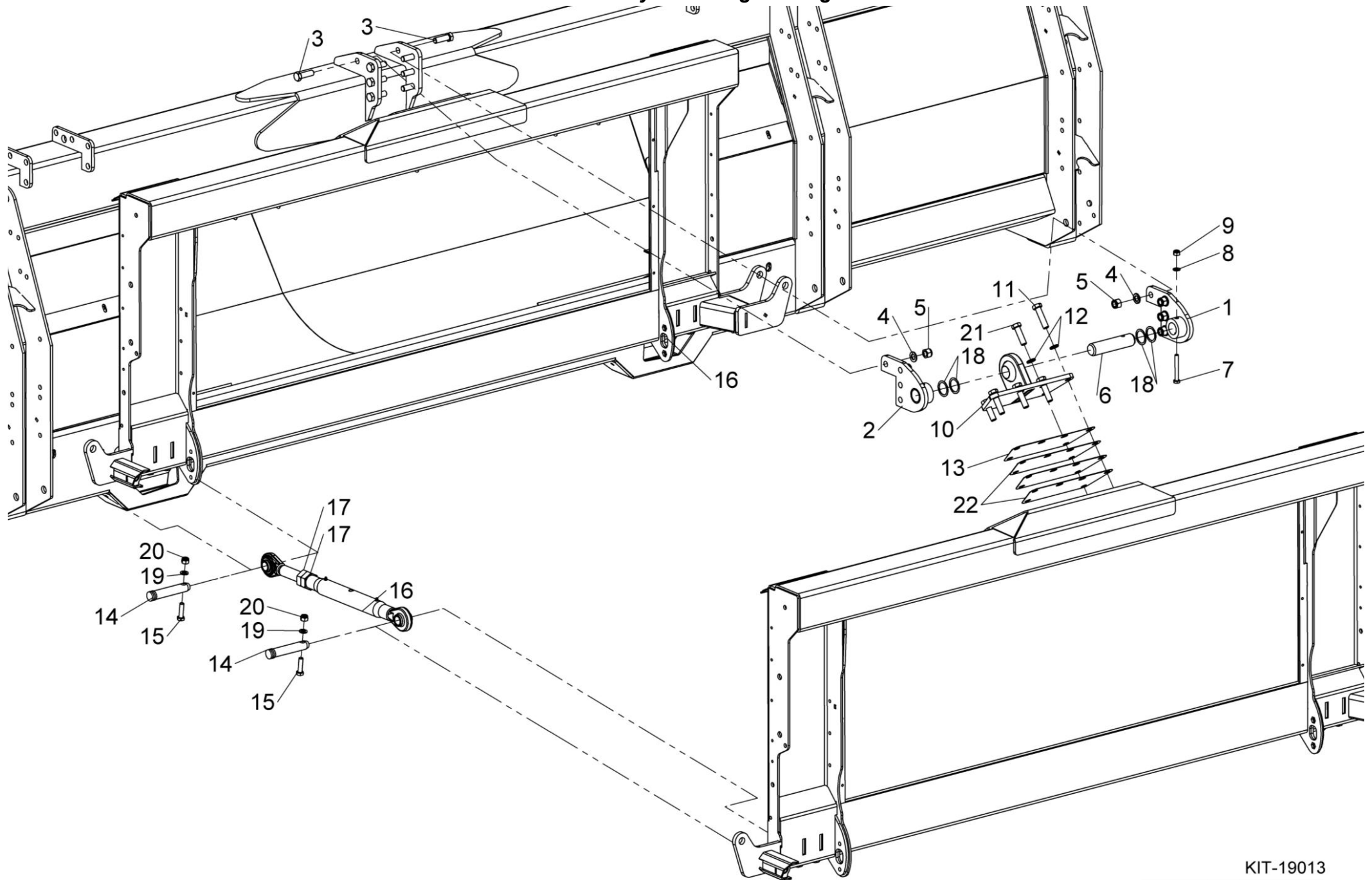
Shelbourne Reynolds Engineering Limited

ASSY NUMBER: KIT-19006				ASSY DESCRIPTION: SKID KIT			
ITEM	PART NO	DESCRIPTION	QTY	ITEM	PART NO	DESCRIPTION	QTY
1	194395 01	SKID ASSY (2013 & ON)	4				
OR	194395 01	SKID ASSY (UPTO 2013)	2				
2	198703 01	SKID W/A (UPTO 2013)	2				
3	193828 01	SKID ADJUSTER LH	4				
4	193828 02	SKID ADJUSTER RH	4				
5	190119 07	WASHER (UPTO 2015)	8				
6	WSHA30161	LOCK WASHER (2019 & ON)	24				
OR	WSH-0070	SPRING WASHER (UP TO 2019)	24				
7	HSS-0317	SETSCREW	24				
8	WSH-0024	PLAIN WASHER (2015-2018)	24				
OR	WSH-0024	PLAIN WASHER (UPTO 2015)	16				



Shelbourne Reynolds Engineering Limited

ASSY NUMBER: KIT-19013 & KIT-19043				ASSY DESCRIPTION: TILTING ADAPTOR PLATE KIT			
ITEM	PART NO	DESCRIPTION	QTY	ITEM	PART NO	DESCRIPTION	QTY
1	198371 01	HEADER PIVOT PLATE (KIT-19013)	1				
OR	290694 01	HEADER PIVOT PLATE (KIT-19043) (AGCO, GLEANER, MF, CHALLENGER 2018 & ON ONLY)	1				
2	198371 02	HEADER PIVOT PLATE (KIT-19013)	1				
OR	290694 02	HEADER PIVOT PLATE (KIT-19043) (AGCO, GLEANER, MF, CHALLENGER 2018 & ON ONLY)	1				
3	HSS-0318	SETSCREW	8				
4	WSH-0024	PLAIN WASHER	8				
5	NUT-0271	NYLOC NUT	8				
6	198592 01	HEADER PIVOT PIN	1				
7	BLTA10500	HEX HD BOLT	1				
8	WSH-0015	PLAIN WASHER	1				
9	NUT-0265	NYLOC NUT	1				
10	198367 01	HEADER PIVOT W/A (KIT-19013)	1				
OR	290695 01	HEADER PIVOT W/A (KIT-19043) (AGCO, GLEANER, MF, CHALLENGER 2018 & ON ONLY)	1				
11	HSS-0322	SETSCREW	4				
12	WSH-0070	SPTING WASHER	6				
13	198529 02	PACKER PLATE (5mm) (NOT AGCO)	1				
14	21708006	TOP LINK PIN (CAT II)	4				
15	BLTA12290	HEX HD BOLT	4				
16	ADL-11585	TOP LINK ASSY (2017 & ON)	2				
OR	ADL-11590	TOP LINK ASSY (2014-2016)	2				
OR	ADL-11550	TOP LINK ASSY (UPTO 2014)	2				
17	NUT-1127	NUT (2017 & ON, INC IN ITEM 16)	4				
OR	NUT-1127	NUT (2014-2016)	4				
OR	20801026	NUT (UPTO 2014)	2				
18	198800 30	WASHER	A/R				
19	WSH-0018	PLAIN WASHER	4				
20	NUT-0269	NYLOC NUT	4				
21	HSS-0319	SETSCREW	2				
22	198529 01	PACKER PLATE (1mm)	A/R				



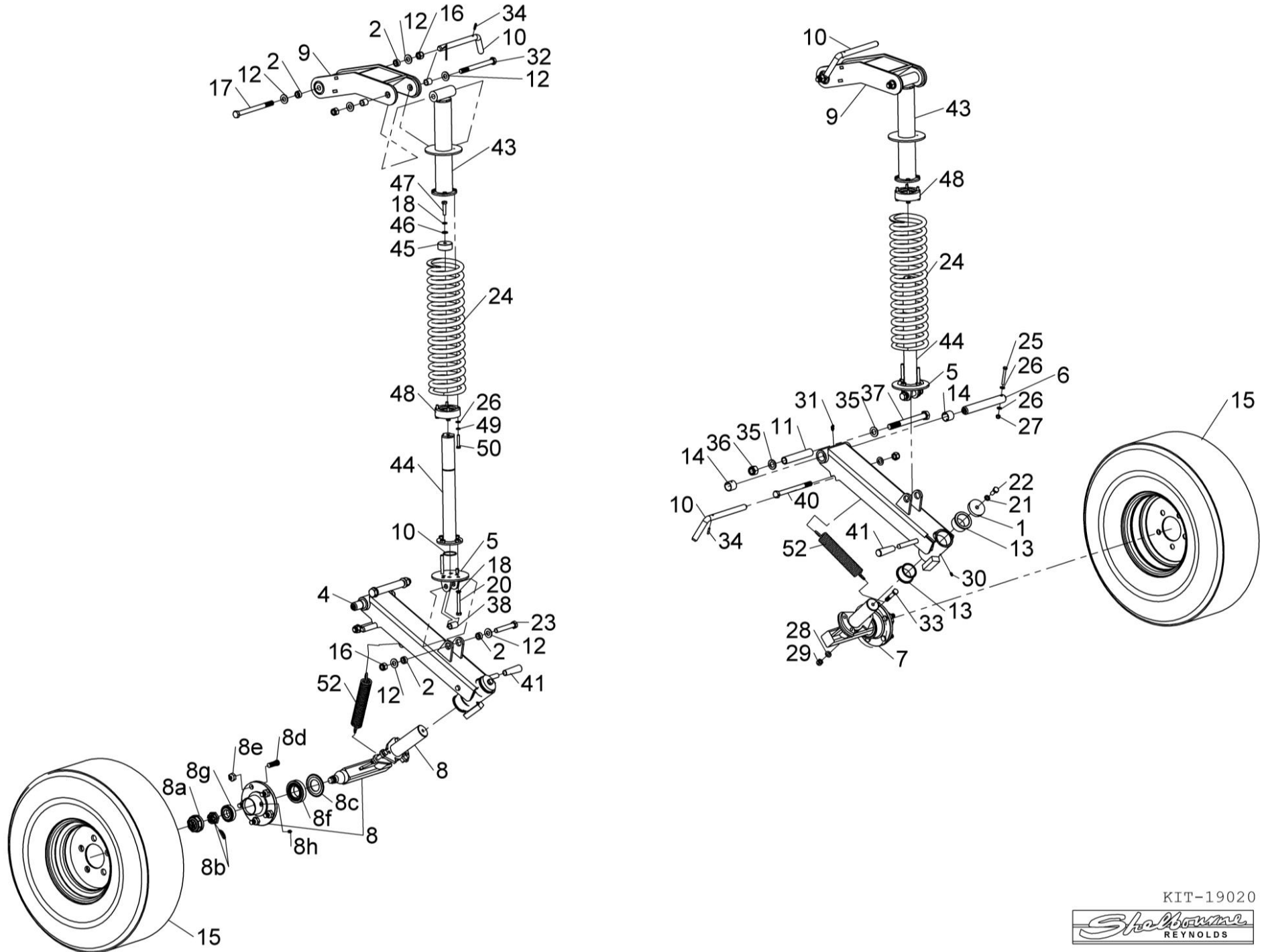
KIT-19013



Shelbourne Reynolds Engineering Limited

ASSY NUMBER: KIT-19020				ASSY DESCRIPTION: GAUGE WHEEL KIT (2014 ONLY)			
ITEM	PART NO	DESCRIPTION	QTY	ITEM	PART NO	DESCRIPTION	QTY
1	198800 33	WASHER	2	25	BLTA08410	HEX HD BOLT	2
2	190548 99	WASHER	8	26	WSH-0012	PLAIN WASHER	12
3	199106 01	IDLE END GAUGE WHL ARM	1	27	NUT-0263	NYLOC NUT	2
4	199106 02	DRIVE END GAUGE WHL ARM	1	28	WSH-0018	PLAIN WASHER	2
5	198863 01	SPRING MOUNTING BRACKET	2	29	NUT-0269	NYLOC NUT	2
6	198875 01	PIVOT PIN	2	30	NIP-00600	GREASE NIPPLE	2
7	199310 01	IDLE END CASTER AXLE W/A	1	31	NIP-00610	GREASE NIPPLE	2
7a	AXL-10035	HUB CAP	(1)	32	BLTA16770	HEX HEAD BOLT	2
7b	AXL-12591	CROWN NUT & SPRING CLIP	(1)	33	BLTA12440	HEX.HEAD BOLT	2
7c	AXL-12010	OIL SEAL	(1)	34	PIN-1921	ROLL PIN	4
7d	AXL-15501	STUD	(5)	35	WSH-0030	PLAIN WASHER	4
7e	AXL-12525	WHEEL NUT	(5)	36	NUTA02200	NYLOC NUT	2
7f	BRG-14540	INNER BEARING	(1)	37	BLTA20830	HEX HEAD BOLT	2
7g	BRG-13040	OUTER BEARING	(1)	38	199457 01	SPACER TUBE	2
7h	NIP-00800	GREASE NIPPLE	(1)	39	WSH-0024	PLAIN WASHER	4
8	199310 02	DRIVE END CASTER AXLE W/A	1	40	BLTA16810	HEX HEAD BOLT	2
8a	AXL-10035	HUB CAP	(1)	41	HAN-2000	PLASTIC HANDLE	2
8b	AXL-12591	CROWN NUT & SPRING CLIP	(1)	42	193735 03	SPACER	4
8c	AXL-12010	OIL SEAL	(1)	43	199632 01	UPPER SPRING TUBE W/A	2
8d	AXL-15501	STUD	(5)	44	199634 01	LOWER SPRING TUBE W/A	2
8e	AXL-12525	WHEEL NUT	(5)	45	199636 01	SUPPORT BOSS	2
8f	BRG-14540	INNER BEARING	(1)	46	WSH-0015	PLAIN WASHER	2
8g	BRG-13040	OUTER BEARING	(1)	47	BLTA10290	HEX.HEAD BOLT	2
8h	NIP-00800	GREASE NIPPLE	(1)	48	199635 01	SUPPORT BOSS	2
9	199644 01	TOP ARM W/A	2	49	WSH-0058	SPRING WASHER	8
10	199089 01	LOCKING PIN	4	50	HSS-0155	SET SCREW	8
11	199303 01	ARM HEIGHT STOP	2	51	CIR111875	EXTERNAL SNAP RING	2
12	20705061	PLAIN WASHER	12	52	SPGA53651	EXTENSION SPRING	2
13	BSHE05062	FLANGED BRONZE BUSH	4				
14	BSH-3030	BUSH PLAIN	4				
15	WHL-01210	WHEEL & TYRE ASSY	2				
16	NUT-0271	NYLOC NUT	8				
17	BLT-2350	HEX HD BOLT	2				
18	WSH-0061	SPRING WASHER	10				
19	HSS-0191	SET SCREW	3				
20	HSSA10500	SET SCREW	4				
21	WSH-0065	SPRING WASHER	2				
22	HSS-0238	SET SCREW	2				
23	BLT-2320	HEX HD BOLT	2				
24	SPGC00099	COMPRESSION SPRING	2				

Shelbourne Reynolds Engineering Limited



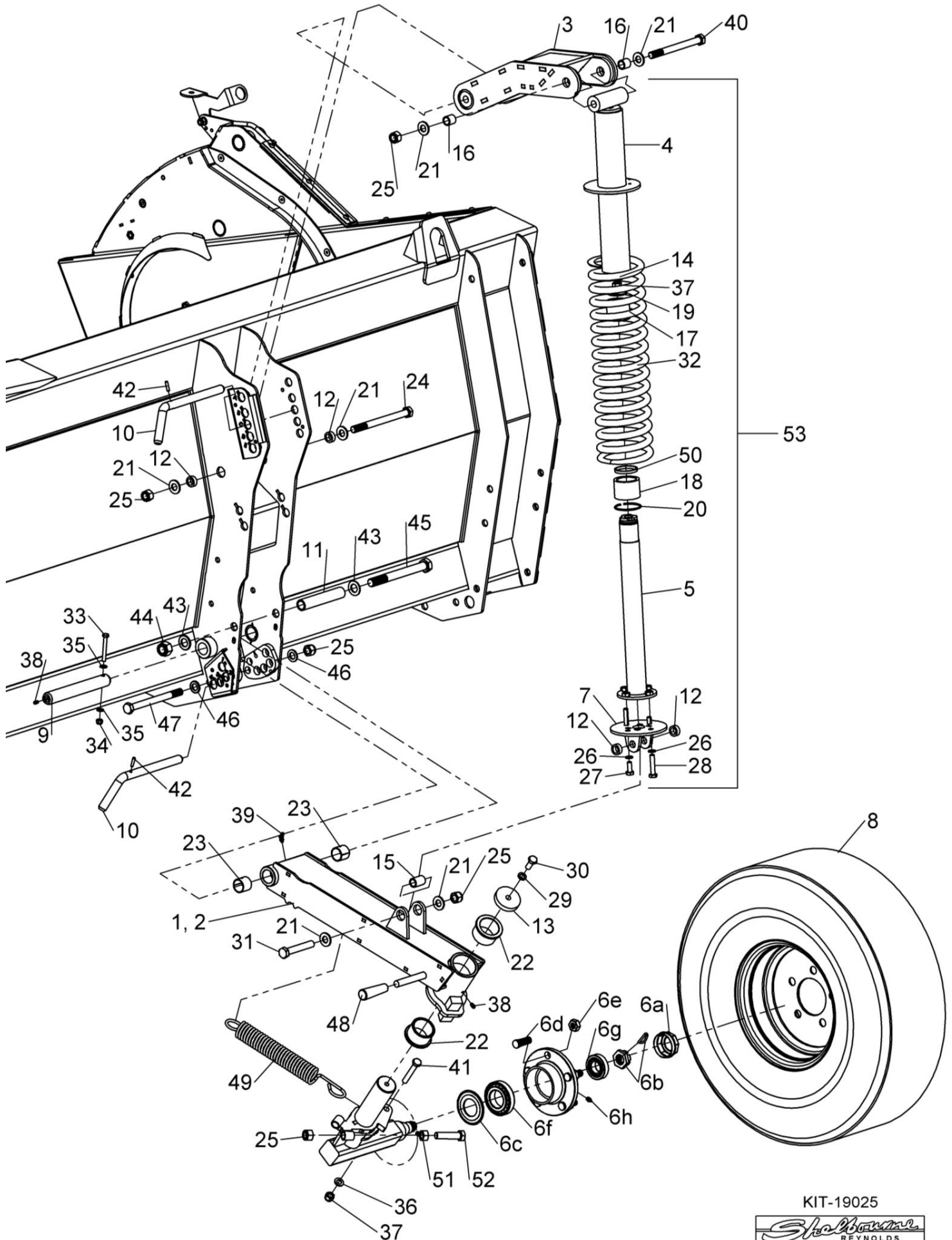
KIT-19020

Shelbourne
REYNOLDS

Shelbourne Reynolds Engineering Limited

ASSY NUMBER: KIT-19025				ASSY DESCRIPTION: GAUGE WHEEL KIT (2015-2017)			
ITEM	PART NO	DESCRIPTION	QTY	ITEM	PART NO	DESCRIPTION	QTY
1	199848 01	IDLE END GAUGE WHEEL ARM	1	25	NUT-0271	NYLOC NUT	10
2	199848 02	DRIVE END GAUGE WHEEL ARM	1	26	WSH-0061	SPRING WASHER	8
3	199861 01	TOP ARM	2	27	HSS-0191	SET SCREW	4
4	290091 01	UPPER SPRING TUBE (2016 & ON)	2	28	HSS-0210	SET SCREW (2016 & ON)	4
OR	199932 01	UPPER SPRING TUBE (2015 ONLY)	2	OR	HSSA10500	SET SCREW (2015 ONLY)	4
5	199909 01	LOWER SPRING TUBE	2	29	WSH-0065	SPRING WASHER	2
6	290253 01	CASTER AXLE (ADJUSTABLE BOLT)	2	30	HSS-0238	SET SCREW	2
		(LATE 2016 & ON)		31	BLT-2320	HEX HD BOLT	2
OR	199869 01	CASTER AXLE (FIXED)	2	32	SPGC00099	COMPRESSION SPRING	2
		(UPTO LATE 2016)		33	BLTA08410	HEX HD BOLT	2
6a	AXL-10035	HUB CAP	(1)	34	NUT-0263	NYLOC NUT	2
6b	AXL-12591	CROWN NUT & SPRING CLIP	(1)	35	WSH-0012	PLAIN WASHER	4
6c	AXL-12010	OIL SEAL	(1)	36	WSH-0018	PLAIN WASHER	2
6d	AXL-15501	STUD	(5)	37	NUT-0269	NYLOC NUT	4
6e	AXL-12525	WHEEL NUT	(5)	38	NIP-00600	GREASE NIPPLE	4
6f	BRG-14540	INNER BEARING	(1)	39	NIP-00610	GREASE NIPPLE (2015 ONLY)	2
6g	BRG-13040	OUTER BEARING	(1)	40	BLTA16770	HEX HEAD BOLT	2
6h	NIP-00800	GREASE NIPPLE	(1)	41	BLTA12500	HEX HEAD BOLT	2
7	199930 01	SPRING MOUNTING BRACKET	2	42	PIN-1921	ROLL PIN	4
8	WHL-01210	WHEEL & TYRE ASSY	2	43	WSH-0030	PLAIN WASHER	4
9	198875 01	PIVOT PIN	2	44	NUTA02200	NYLOC NUT	2
10	199089 01	LOCKING PIN	4	45	BLTA20830	HEX HEAD BOLT	2
11	199303 01	ARM HEIGHT STOP	2	46	WSH-0024	PLAIN WASHER	4
12	190548 99	WASHER	8	47	BLTA16810	HEX HEAD BOLT	2
13	198800 33	WASHER	2	48	HAN-2000	PLASTIC HANDLE	2
14	198800 47	WASHER	2	49	SPGA63875	SPRING	2
15	199457 01	SPACER TUBE	2	50	199782 01	SHOULDER RING (2015 UPGRADE)	2
16	193735 03	SPACER	4	51	NUT-0180	PLAIN NUT (LATE 2016 & ON)	2
17	290093 01	EXTERNAL BUSH 57mm (2016 & ON)	2	52	HSS-0322	SET SCREW (LATE 2016&ON)	2
OR	199936 01	EXTERNAL BUSH 55mm (2015 ONLY)	2	53	KIT-19036P	SLIDER SUB ASSY FOR SPARES, INC ITEMS, 4, 14, 37, 19, 17, 50, 18, 20, 5, 26, 27 & 28	
18	290094 01	INTERNAL BUSH 63mm (2016 & ON)	2				
OR	199779 01	INTERNAL BUSH (2015 UPGRADE)	2				
OR	199937 01	INTERNAL BUSH 56mm (2015 ONLY)	2				
19	CIR350045	EXTERNAL SNAP RING	2				
20	CIR340065	INT.SNAP RING (2016 & ON)	2				
OR	CIR340055	INT.SNAP RING (2015 ONLY)	2				
21	20705061	PLAIN WASHER	12				
22	BSHE05062	FLANGED BRONZE BUSH	4				
23	BSH-3030	BUSH PLAIN	4				
24	BLT-2350	HEX HD BOLT	2				

Shelbourne Reynolds Engineering Limited

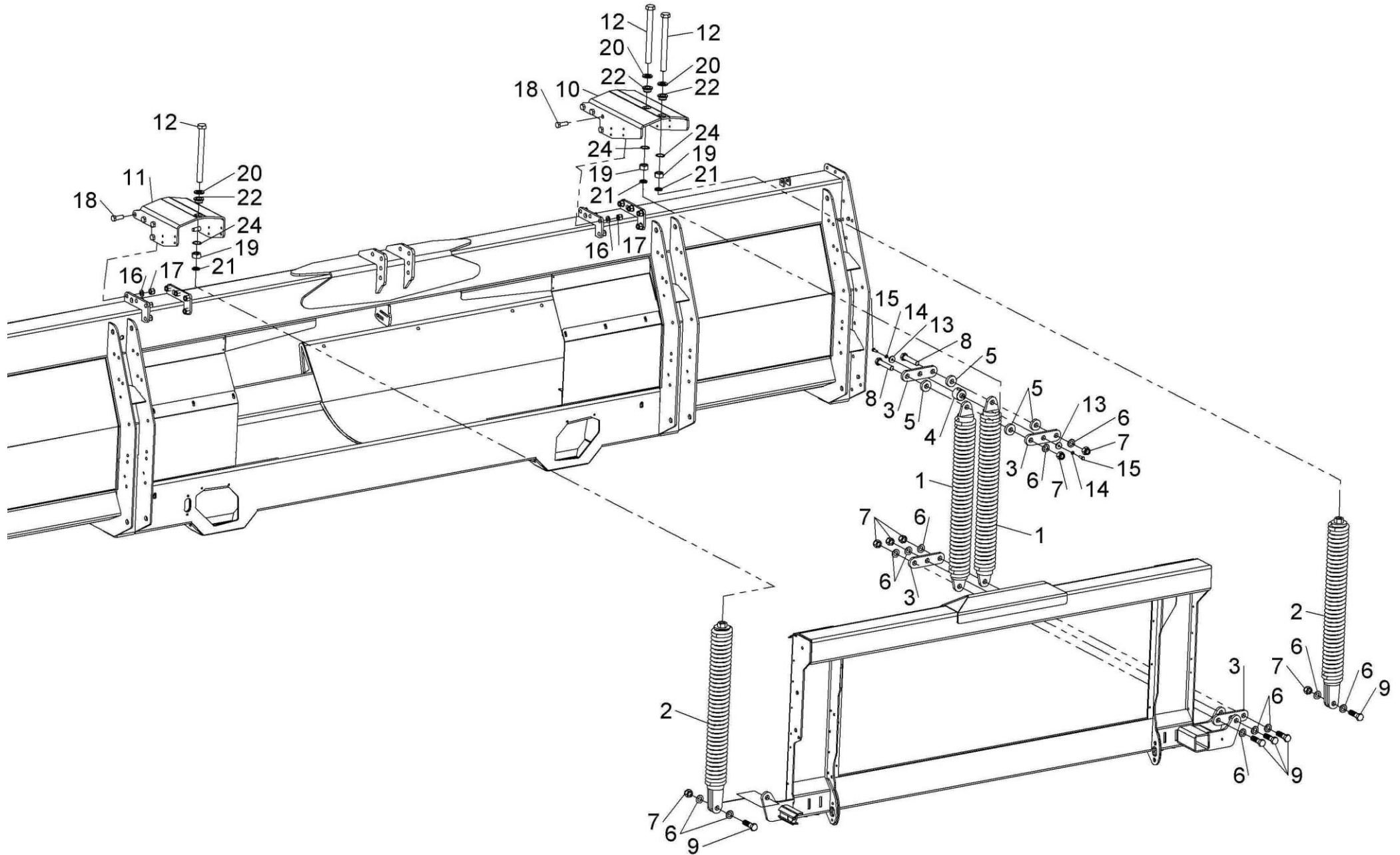


KIT-19025

Shelbourne
REYNOLDS

Shelbourne Reynolds Engineering Limited

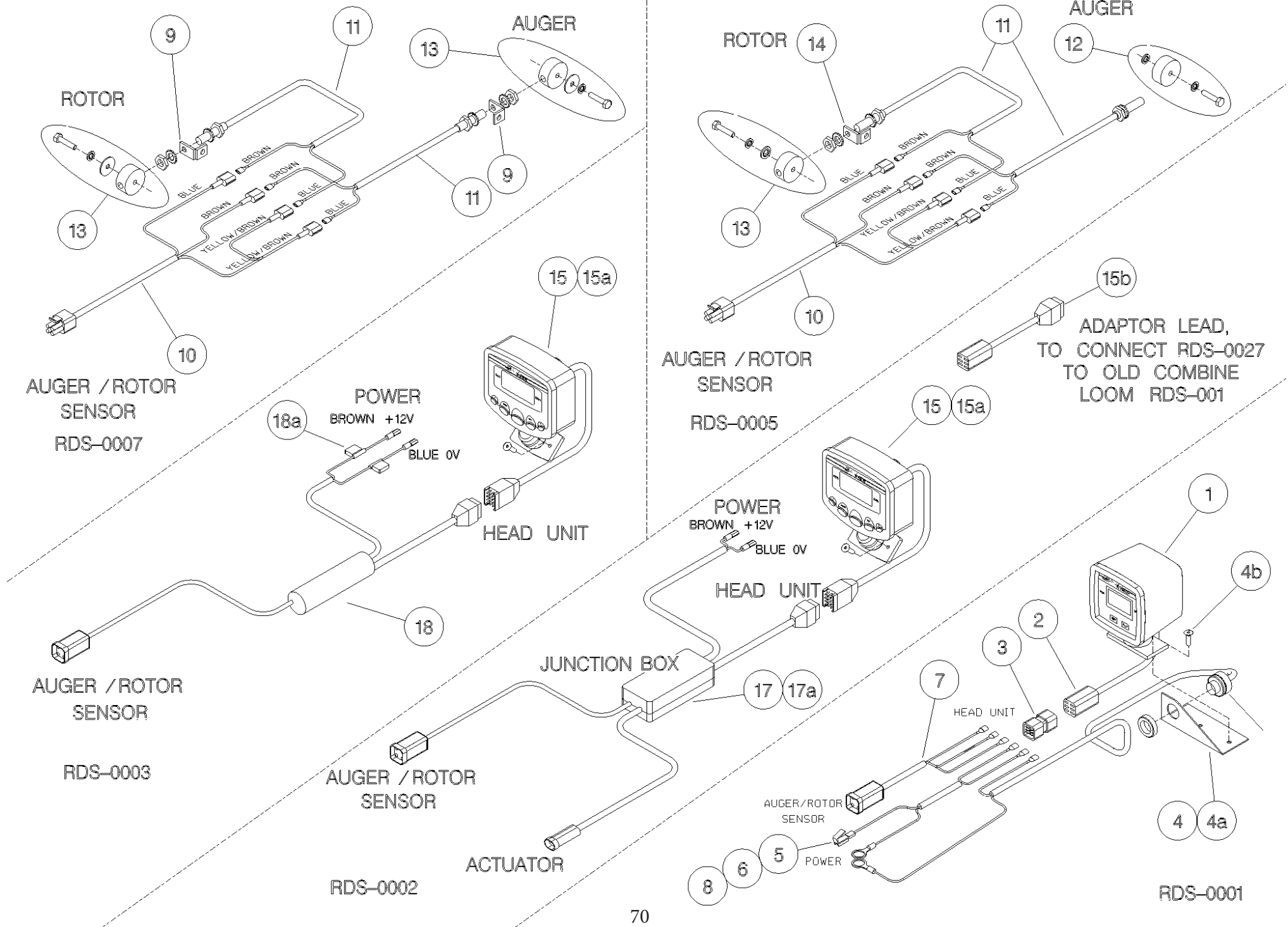
ASSY NUMBER: KIT-19030				ASSY DESCRIPTION: SPRING TILT KIT			
ITEM	PART NO	DESCRIPTION	QTY	ITEM	PART NO	DESCRIPTION	QTY
1	198659 01	TILT SPRING	2				
2	199957 01	SINGLE TILT SPRING ASSY	2				
3	198645 01	SPRING MOUNTING PLATE	4				
4	199670 01	SPRING ADJUSTED BUSH	1				
5	190548 98	SPACER	4				
6	WSH-0030	WASHER	12				
7	NUTA02200	NYLOC NUT	9				
8	BLTA20560	BOLT	2				
9	BLT-2367	BOLT	5				
10	199624 01	TOP MOUNTING	1				
11	199623 01	TOP MOUNTING	1				
12	HSSA24950	HEX HD SET SCREW	3				
13	190548 29	WASHER	2				
14	WSH-0058	SPRING WASHER	2				
15	HSS-0135	BOLT	2				
16	WSH-0024	PLAIN WASHER FORM A	16				
17	NUT-0271	NYLOC NUT	16				
18	HSS-0317	SET SCREW	16				
19	NUT-0190	PLAIN HEX NUT PLATED	3				
20	WSH-0036	WASHER	3				
21	190548 62	WASHER	3				
22	199621 01	TOP HAT BUSH	3				
23							
24	CIR020034	CIRCLIP	3				



KIT-19030

Shelbourne Reynolds Engineering Limited

ASSY NUMBER: RDS-0001/RDS-0002/RDS-0003 & RDS-0005/RDS-0007				ASSY DESCRIPTION: RDS EQUIPMENT ALL YEARS			
ITEM	PART NO	DESCRIPTION	QTY	ITEM	PART NO	DESCRIPTION	QTY
1	RDS-0010	TACHO HEAD COMPLETE	1	12	RDS-0019	MAGNET	1
1a	RDS-0022	PLASTIC LOCK NUT & BALL	1	12a	HSS-0088	SETSCREW	1
1b	RDS-0024	POD FOOT	1	12b	WSH-0056	SPRING WASHER	1
2	RDS-0011	TACHO HEAD PLUG AND ARMS	1	12c		FIBRE WASHER	2
3	RDS-0012	HARTING CONNECTOR	1	13	RDS-0020	MAGNET CARRIER	1or2
3a		STICKER	1	13a	HSS-0088	SET SCREW	1
4	RDS-0013	AUDIBLE ALARM	1	13b	WSH-0056	SPRING WASHER	1
4a		FIXING BRACKET	1	13c	WSH-1036	PENNY WASHER	1
4b		SELF TAP.SCREWS	2	14	RDS-0021	ROTOR SENSOR BRACKET	1
5	RDS-0014	POWER CONNECTION LEAD	1	15	RDS-0027	TACHO HEAD COMPLETE	1
6	FUS-0022	FUSE (2 AMP BLADE)	1	15a	RDS-0029	TACHO HEAD FIX.ARM KIT	1
7	RDS-0015	COMBINE LEAD	1	15b	RDS-0006	CONNECTOR LEAD (SPARES ONLY)	1
8	RDS-0016	24V-12V CONVERTER KIT (SPARE PART ONLY)	1	16			
9	198323 01	SENSOR BRACKET (SLOTTED)	2	17	RDS-0028	JUNCTION BOX/COMBINE LEAD	1
10	RDS-0017	HEADER LEAD	1	17a	FUS-00026	FUSE (15 AMP BLADE)	1
11	RDS-0018	SHAFT SENSOR C/W FITTINGS	2	18	RDS-0030	COMBINE LEAD (RSD ONLY)	1
11a	RDS-0018A	PLAIN NUT	2	18a	FUS-0022	FUSE (2 AMP BLADE)	1
11b	WSHA20121	SHAKEPROOF WASHER	2				

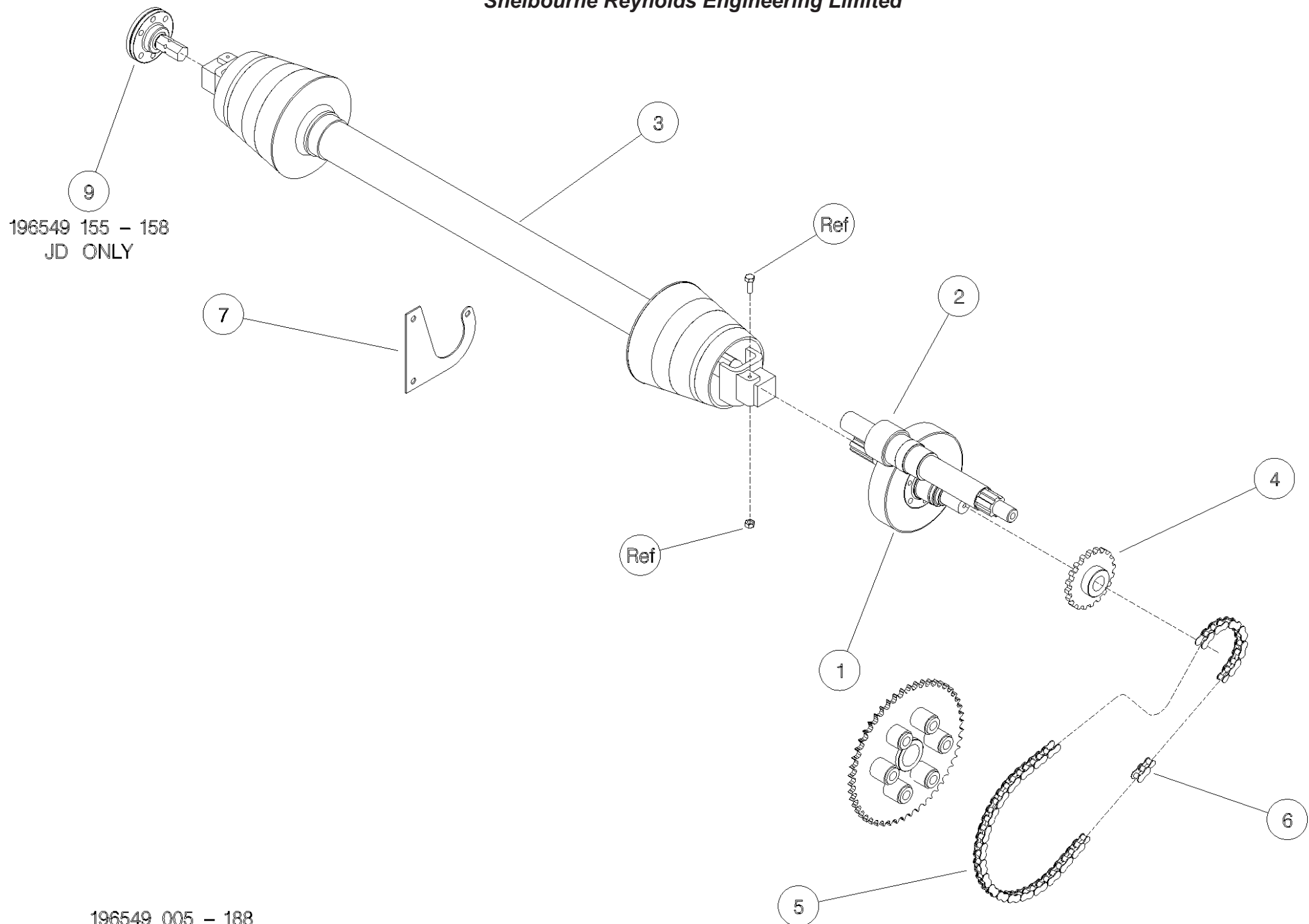


Kit Options

Drives

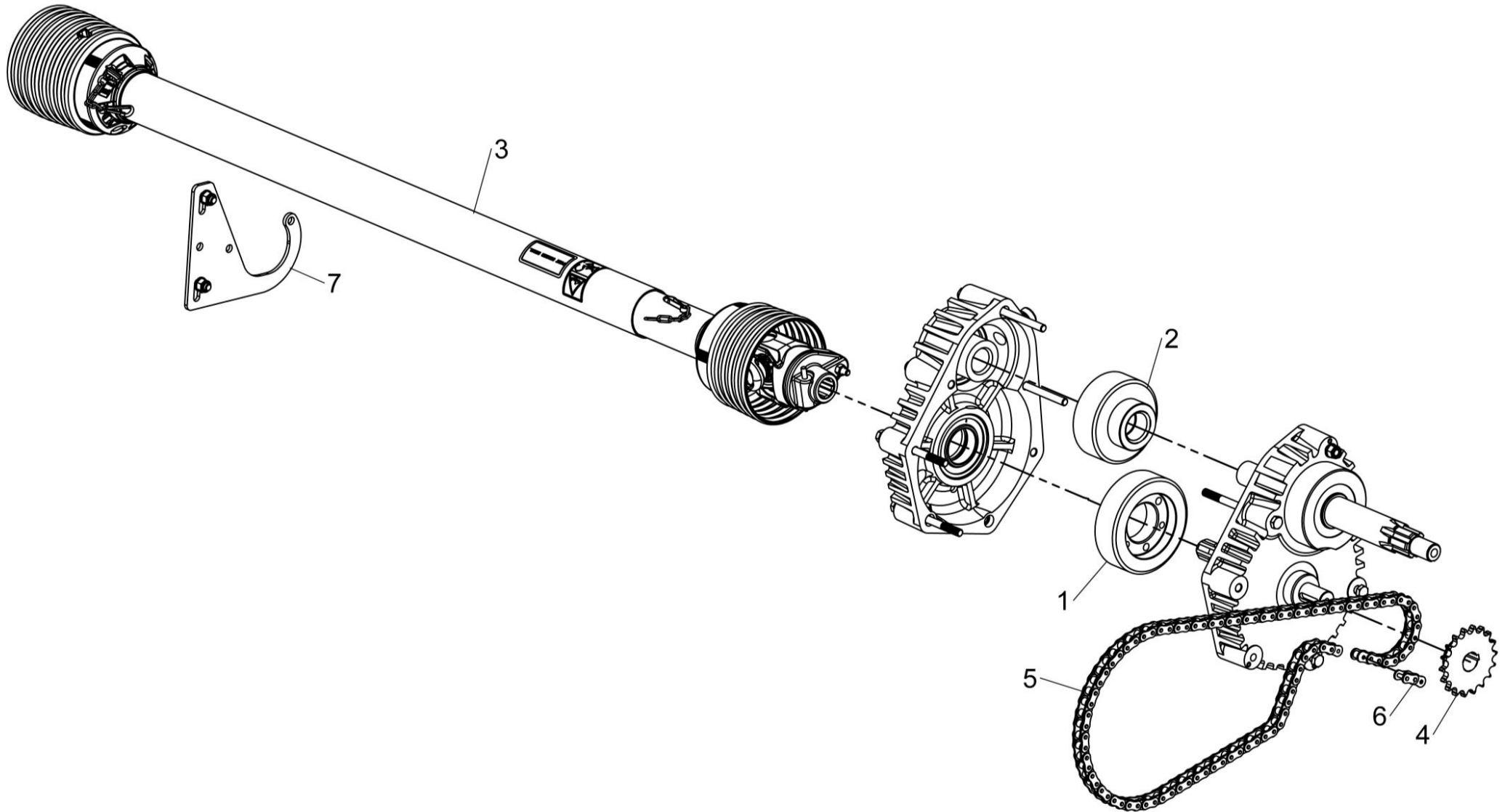
Shelbourne Reynolds Engineering Limited

ASSY NUMBER: 196549 128				ASSY DESCRIPTION: DRIVE KIT CNH CVS/RVS/RSD/Excel (22-42')			
ITEM	PART NO	DESCRIPTION	QTY	ITEM	PART NO	DESCRIPTION	QTY
1B/E OR	192592 07	INPUT GEAR (45t) WITH ROTOR GEARBOX	1				
	192592 13	INPUT GEAR (33t) (2015 & ON) WITHOUT ROTOR GEARBOX	1				
	192592 11	INPUT GEAR (35t) (UPTO 2015) WITHOUT ROTOR GEARBOX	1				
2A	193599 07	PINION (24t) WITH ROTOR GEARBOX	1				
2B	193599 11	PINION (34t) WITHOUT ROTOR GEARBOX	1				
2E	198999 13	PINION (36t) (2015 & ON) GEARBOX WITH 65mm SHAFT	1				
OR	198999 11	PINION (34t) (UPTO 2015) GEARBOX WITH 65mm SHAFT	1				
3	PTO-26004WE	PTO	1				
3a	PTO-00080WE	PTO YOKE-COMBINE (COLLAR)					
OR	PTO-00080	PTO YOKE-COMBINE (PUSH PIN)					
3b	PTO-00083	PTO CROSS BEARING					
3c	PTO-00119	PTO SHEAR BOLT CLUTCH-HEADER					
3d	PTO-00093WE	PTO GUARD ASSY (BLACK)					
OR	PTO-00093	PTO GUARD ASSY (YELLOW)					
3e	PTO-00968	EASY LOCK GUARD CLIPS (RED)					
3g	BLTA10384	SHEARBOLT					
3h	NUT-0265	NYLOC NUT					
4	192768 16	SPROCKET (15t) (2015 & ON)	1				
OR	192768 04	SPROCKET (16t) (UPTO 2015)	1				
5	CHN-01991	CHAIN (99 LINKS PLUS JOINER)	1				
5a	CHN-01901	JOINING LINK					
6	CHN-01910	HALF LINK	A/R				
7	KIT-00931	PTO SUPPORT KIT	1				



Shelbourne Reynolds Engineering Limited

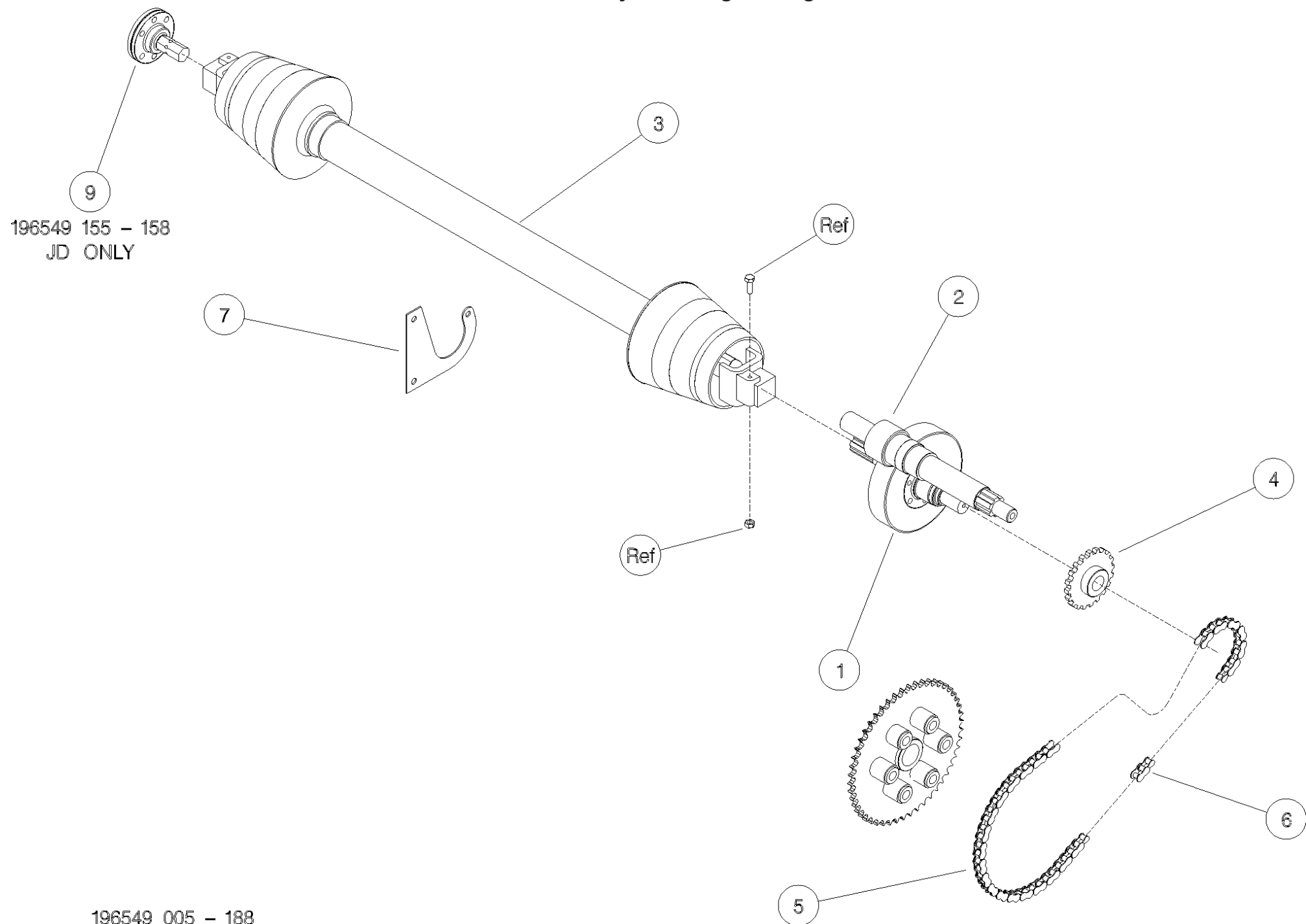
ASSY NUMBER: 196549 168				ASSY DESCRIPTION: DRIVE KIT AGCO CVS/RVS/RSD/Excel (22-42')			
ITEM	PART NO	DESCRIPTION	QTY	ITEM	PART NO	DESCRIPTION	QTY
1A	192592 07	INPUT GEAR (45t) WITH ROTOR GEARBOX	1				
1B/E	192592 13	INPUT GEAR (33t) (2015 & ON) WITHOUT ROTOR GEARBOX	1				
OR	192592 11	INPUT GEAR (35t) (UP TO 2015) WITHOUT ROTOR GEARBOX	1				
2A	193599 07	PINION (24t) WITH ROTOR GEARBOX	1				
2B	193599 11	PINION (34t) WITHOUT ROTOR GEARBOX	1				
2E	198999 13	PINION (36t) (2015 & ON) GEARBOX WITH 65mm SHAFT	1				
OR	198999 11	PINION (34t) (UP TO 2015) GEARBOX WITH 65mm SHAFT	1				
3	PTO-26001WE	PTO SHAFT	1				
3a	PTO-00082WE	PTO YOKE-COMBINE (COLLAR)					
OR	PTO-00082	PTO YOKE-COMBINE (PUSH PIN)					
3b	PTO-00083	PTO CROSS BEARING					
3c	PTO-00119	PTO SHEAR BOLT CLUTCH-HEADER					
3d	PTO-00093WE	PTO GUARD ASSY (BLACK)					
OR	PTO-00093	PTO GUARD ASSY (YELLOW)					
3e	PTO-00968	EASY LOCK GUARD CLIPS (RED)					
3g	BLTA10384	SHEARBOLT					
3h	NUT-0265	NYLOC NUT					
4	192768 16	SPROCKET	1				
5	CHN-01991	CHAIN (99 LINKS PLUS JOINER)	1				
5a	CHN-01901	JOINING LINK					
6	CHN-01910	HALF LINK	A/R				
7	KIT-00931	PTO SUPPORT KIT	1				



196549 168

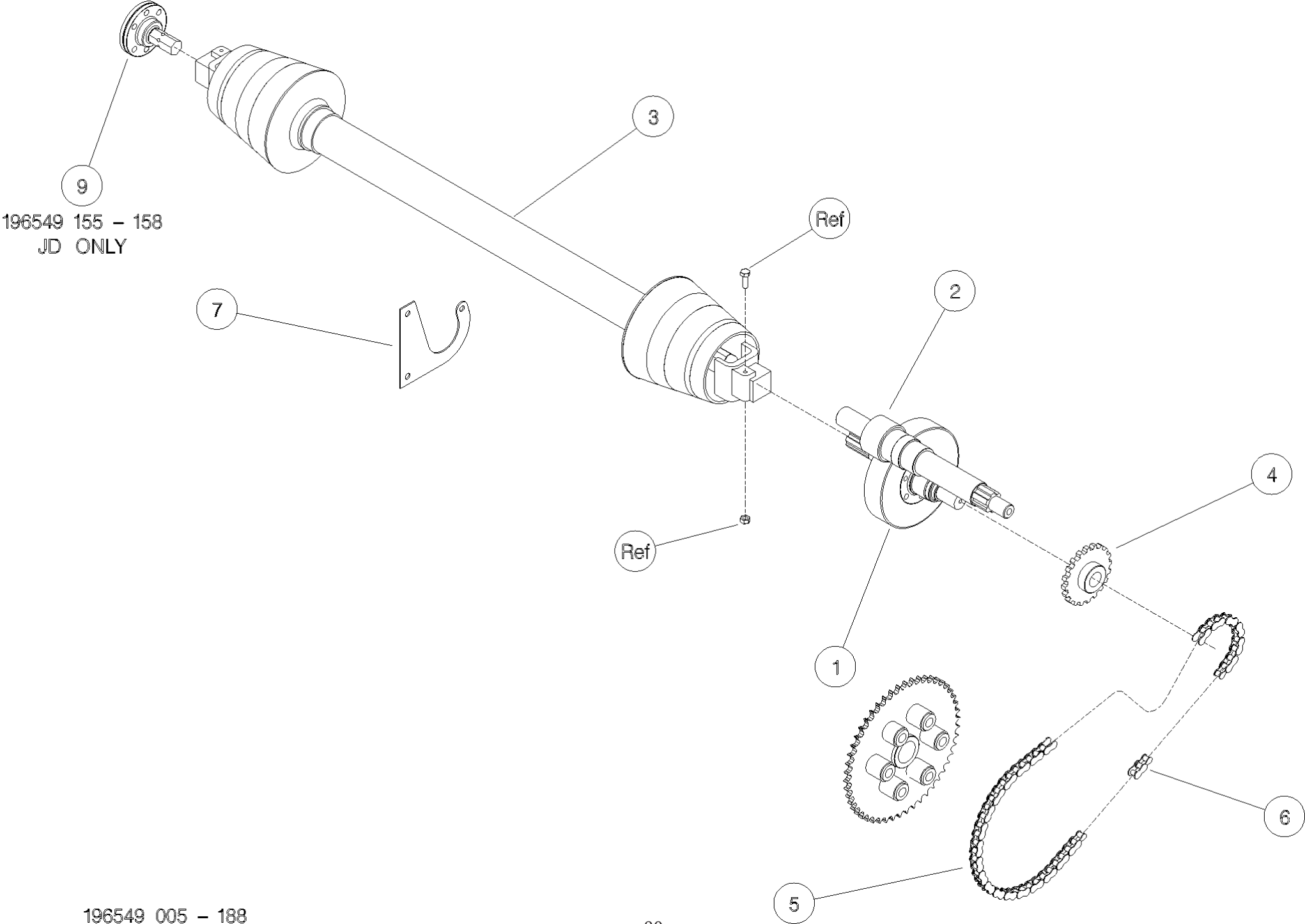
Shelbourne Reynolds Engineering Limited

ASSY NUMBER: 196549 178				ASSY DESCRIPTION: DRIVE KIT JD CVS/RVS/RSD/Excel (22'-42')			
ITEM	PART NO	DESCRIPTION	QTY	ITEM	PART NO	DESCRIPTION	QTY
1A	192592 06	INPUT GEAR (47t)	1				
		WITH ROTOR GEARBOX					
1B/E	192592 09	INPUT GEAR (37t)	1				
		WITHOUT ROTOR GEARBOX					
2A	193599 06	PINION (22t)	1				
		WITH ROTOR GEARBOX					
2B	193599 09	PINION (32t)	1				
		WITHOUT ROTOR GEARBOX					
2E	198999 09	PINION (32t)	1				
		GEARBOX WITH 65mm SHAFT					
3	PTO-26001WE	PTO	1				
3a	PTO-00082WE	PTO YOKE-COMBINE (COLLAR)					
OR	PTO-00082	PTO YOKE-COMBINE (PUSH PIN)					
3b	PTO-00083	PTO CROSS BEARING					
3c	PTO-00119	PTO SHEAR BOLT CLUTCH-HEADER					
3d	PTO-00093WE	PTO GUARD ASSY (BLACK)					
OR	PTO-00093	PTO GUARD ASSY (YELLOW)					
3e	PTO-00968	EASY LOCK GUARD CLIPS (RED)					
3g	BLTA10384	SHEARBOLT					
3h	NUT-0265	NYLOC NUT					
4	192768 18	SPROCKET	1				
5	CHN-01991	CHAIN (99 LINKS PLUS JOINER)	1				
5a	CHN-01901	JOINING LINK					
6	CHN-01910	HALF LINK	A/R				
7	KIT-00931	PTO SUPPORT KIT	1				



Shelbourne Reynolds Engineering Limited

ASSY NUMBER: 196549 188				ASSY DESCRIPTION: DRIVE KIT CLAAS LEX C/RVS/RSD/Excel (22-42)			
ITEM	PART NO	DESCRIPTION	QTY	ITEM	PART NO	DESCRIPTION	QTY
1A	192592 01	INPUT GEAR (42t) WITH ROTOR GEARBOX	1				
1B	192592 09	INPUT GEAR (37t) WITHOUT ROTOR GEARBOX	1				
1D/E	192592 13	INPUT GEAR (33t) WITHOUT ROTOR GEARBOX	1				
2A	193599 01	PINION (27t) WITH ROTOR GEARBOX	1				
2B	193599 09	PINION (32t) WITHOUT ROTOR GEARBOX	1				
2D	193599 13	PINION (36t) WITHOUT ROTOR GEARBOX	1				
2E	198999 13	PINION (36t) GEARBOX WITH 65mm SHAFT	1				
3 OR	PTO-26003WE PTO-26001WE	PTO (COLLAR YOKE) PTO (PUSH PIN)	1				
3a OR	PTO-00082WE PTO-00082	PTO YOKE-COMBINE (COLLAR) PTO YOKE-COMBINE (PUSH PIN)					
3b	PTO-00083	PTO CROSS BEARING					
3c	PTO-00119	PTO SHEAR BOLT CLUTCH-HEADER					
3d OR	PTO-00093WE PTO-00093	PTO GUARD ASSY (BLACK) PTO GUARD ASSY (YELLOW)					
3e	PTO-00968	EASY LOCK GUARD CLIPS (RED)					
3g	BLTA10384	SHEARBOLT					
3h	NUT-0265	NYLOC NUT					
4	192768 08	SPROCKET	1				
5 5a	CHN-01991 CHN-01901	CHAIN (99 LINKS PLUS JOINER) JOINING LINK	1				
6	CHN-01910	HALF LINK	A/R				
7	KIT-00931	PTO SUPPORT KIT	1				

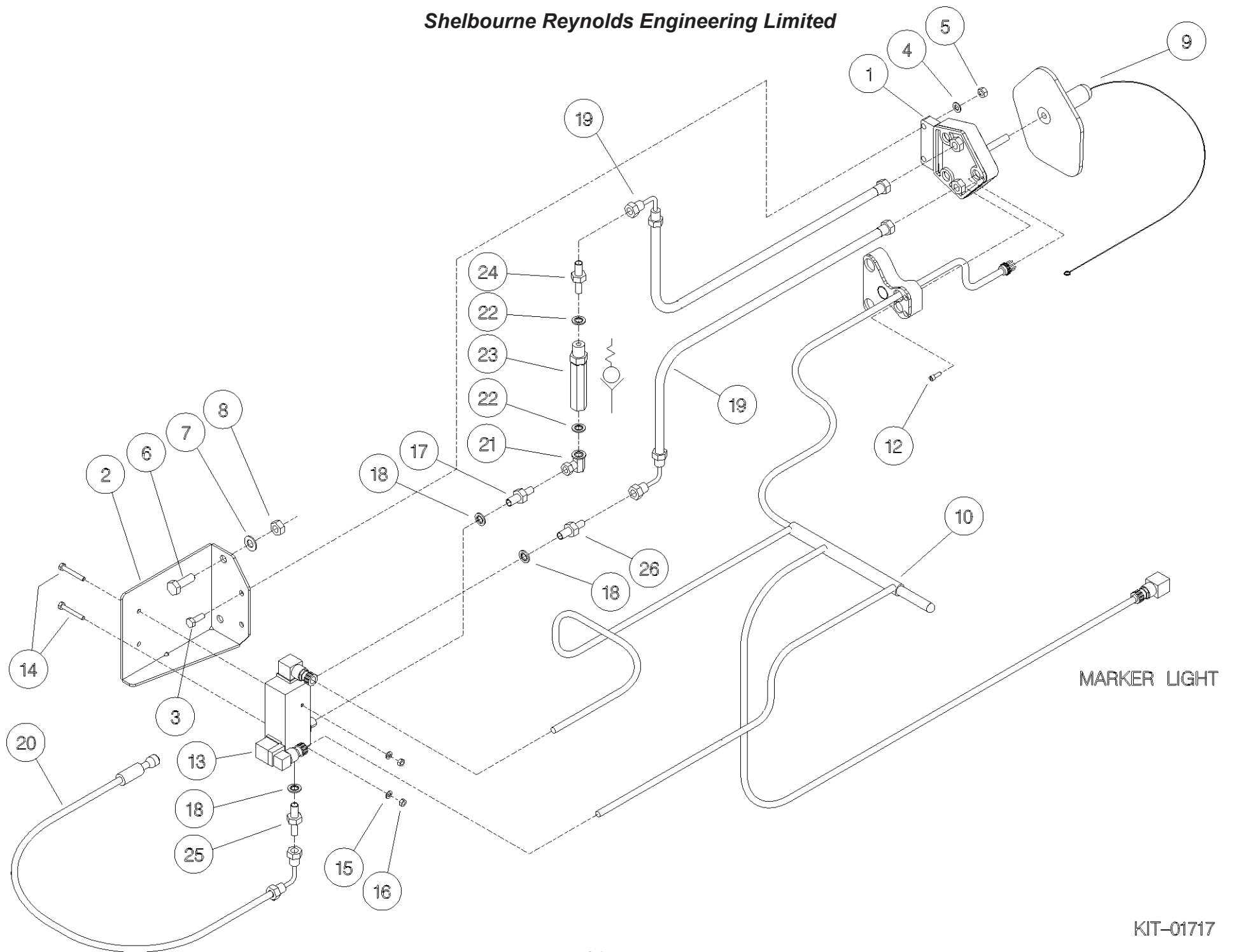


Kit Options

Hydraulics

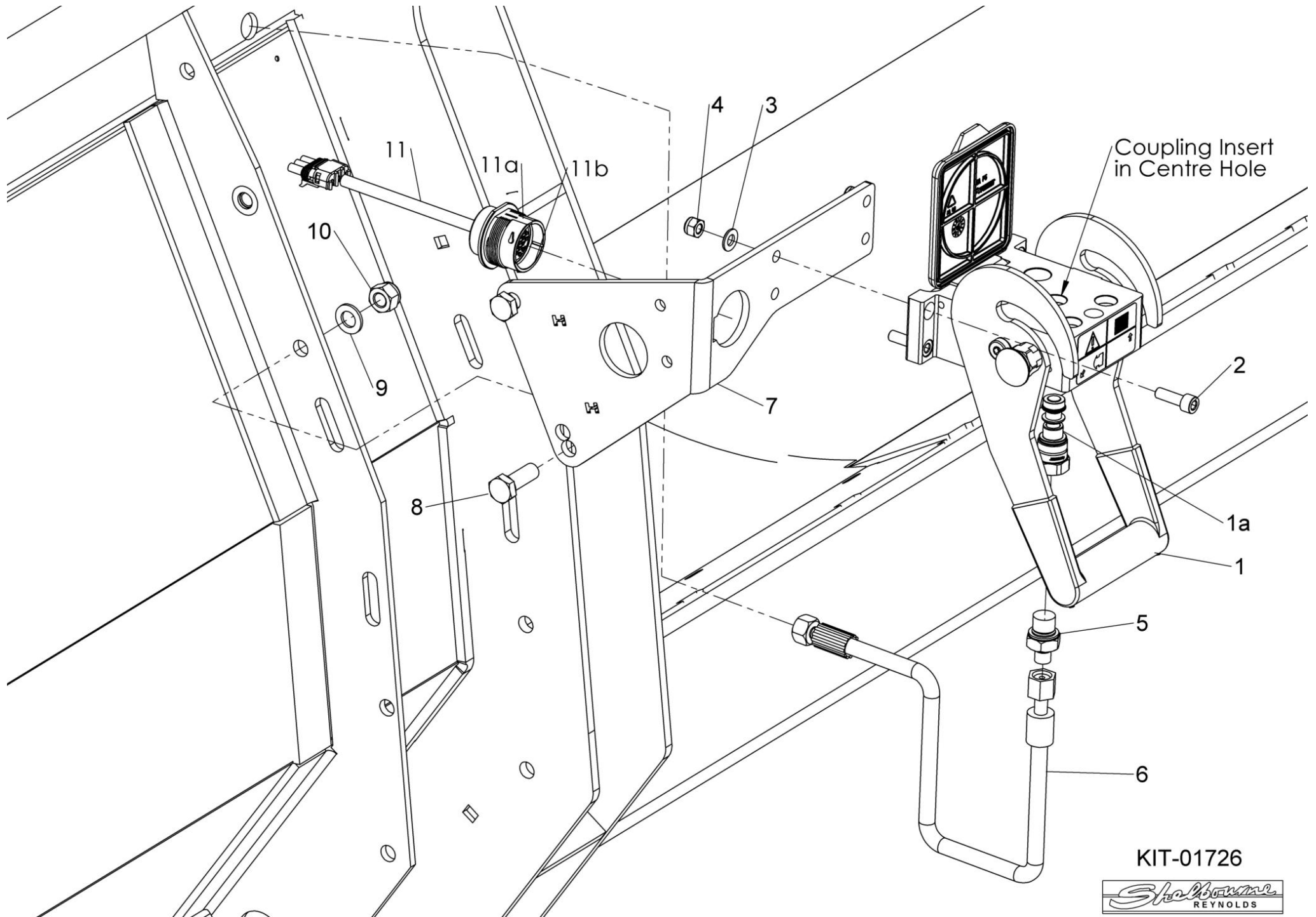
Shelbourne Reynolds Engineering Limited

ASSY NUMBER: KIT-01717				ASSY DESCRIPTION: CLAAS LEXION 400 HYD KIT			
ITEM	PART NO	DESCRIPTION	QTY	ITEM	PART NO	DESCRIPTION	QTY
1	CHP-05000	COUPLING	1	24	HMA-0052	FITTING	1
2	193601 01	FIXING PLATE	1	25	HAQAA0305	(UP TO 2002, REF ITEM 13) STRAINER FITTING	1
3	HSS-0150	SET SCREW	2	26	HAPAA0305	(UP TO 2002, REF ITEM 13) RESTRICTOR FITTING	1
4	WSH-0012	WASHER	2				
5	NUT-0263	NUT	2				
6	HSS-0238	SETSCREW	2				
7	WSH-0018	WASHER	2				
8	NUT-0269	NUT	2				
9	CHP-05005	GUARD CAP	1				
10	195076 01	WIRE LOOM ASSY (2001&ON)	1				
OR	CHP-05010	WIRE LOOM (UP TO 2001)					
11							
12	SCCA05323	CAP HEAD SCREW (2001&ON)	5				
OR	SCW-0064	CAP HEAD SCREW (UP TO 2001)					
13	HVB-12506	VALVE BLOCK (2018 & ON)					
OR	HVB-12504	VALVE BLOCK (2002-2017)	1				
OR	HVB-12501	VALVE BLOCK (UP TO 2002)					
14	BLTA06350	HEX.HEAD BOLT	2				
15	WSH-0009	WASHER	2				
16	NUT-0260	NUT	2				
17	FIT-0025	ADAPTOR	2				
		(2002 & ON, REF ITEM 13)	2				
		(UP TO 2002, REF ITEM 13)	1				
18	WSH-1010	DOWTY WASHER	3				
19	HHBC05010	HYDRAULIC HOSE ASSY	2				
20	HHBC08510	HYDRAULIC HOSE ASSY	1				
21	HALAA0303	FITTING	1				
		(UP TO 2002, REF ITEM 13)					
22	WSH-1005	DOWTY WASHER	2				
		(UP TO 2002, REF ITEM 13)					
23	HVB-20560	CHECK VALVE	1				
		(UP TO 2002, REF ITEM 13)					



Shelbourne Reynolds Engineering Limited

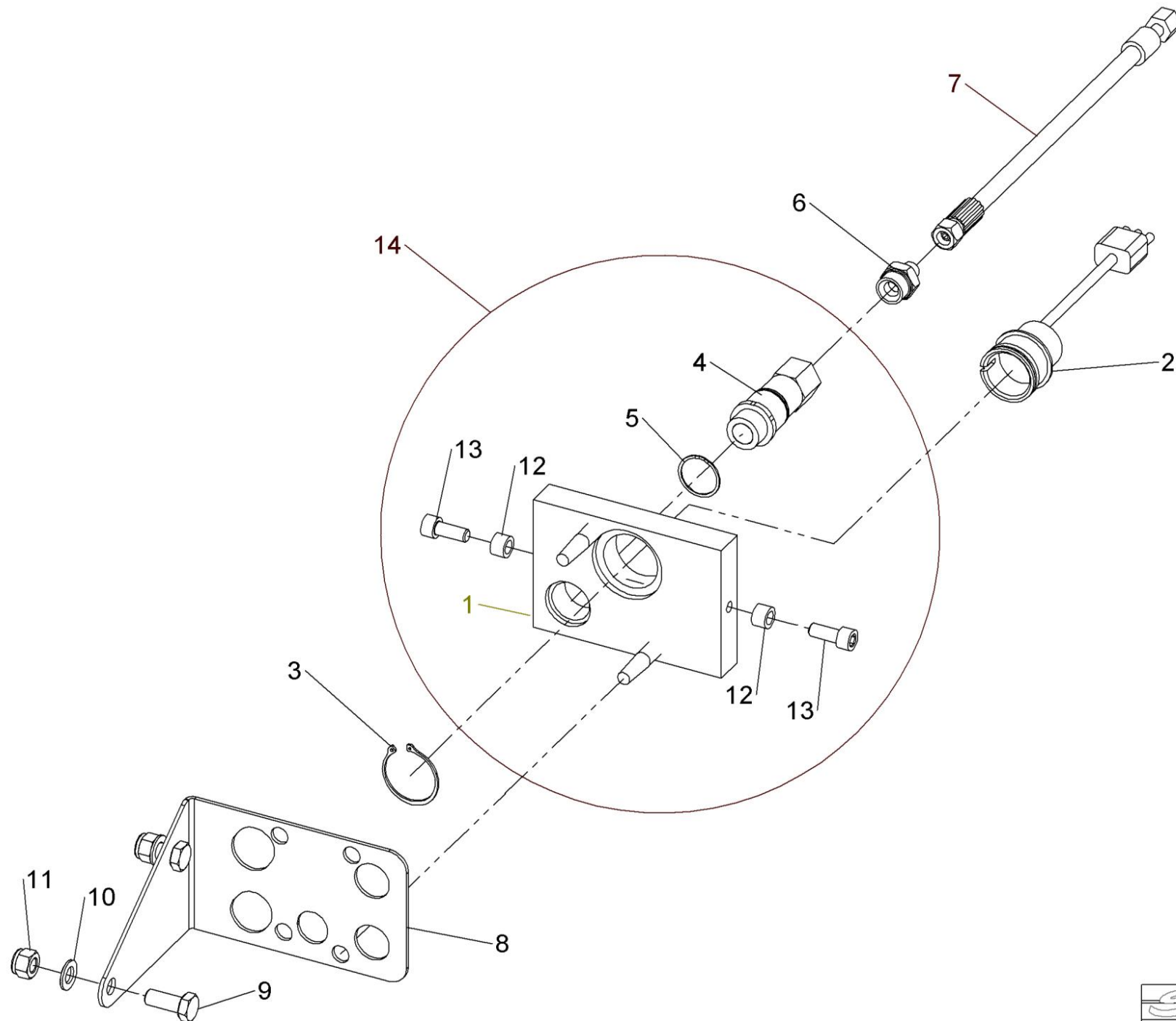
ASSY NUMBER: KIT-01726				ASSY DESCRIPTION: CNH HYDRAULIC MULTICOUPLER KIT			
ITEM	PART NO	DESCRIPTION	QTY	ITEM	PART NO	DESCRIPTION	QTY
1	HQR-95010	FASTER MULTI COUPLER	1				
1a	HQR-15025	FEM COUPLING INSERT					
1b	HQR-95040	SPARE RED BUTTON KIT					
2	SCW-0136	HT CAP HEAD SCREW	4				
3	WSH-0012	PLAIN WASHER	4			COUPLING INSERT (ITEM 1a)	
4	NUT-0263	NYLOC NUT	4			FITS INTO CENTRE HOLE	
5	HAPAK0425	HYD RESTRICTOR	1				
6	HHAC07910	HYDRAULIC HOSE ASSY	1				
7	199711 01	MULTICOUPLER MTG PLT	1				
8	HSS-0241	SETSCREW	2				
9	WSH-0018	PLAIN WASHER	2				
10	NUT-0269	NYLOC NUT	2				
11	197040 01	LIGHT PLUG (IF LIGHTS FITTED)					
11a	ECN-09060	SPARE LOCK WASHER					
11b	ECN-09050	SPARE PANEL NUT					



KIT-01726

Shelbourne Reynolds Engineering Limited

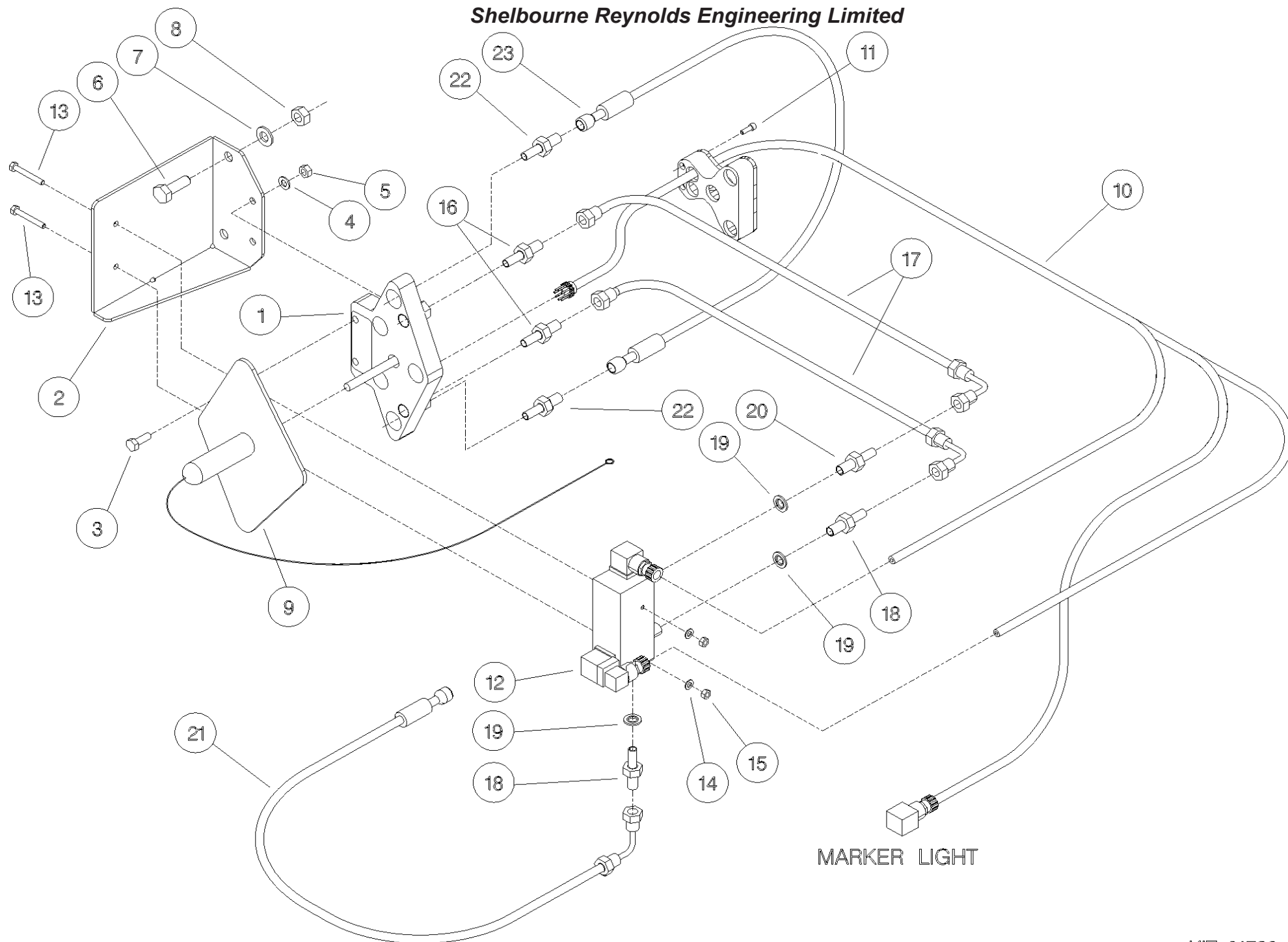
ASSY NUMBER: KIT-01727				ASSY DESCRIPTION: JOHN DEERE HYD MULTICOUPLER KIT			
ITEM	PART NO	DESCRIPTION	QTY	ITEM	PART NO	DESCRIPTION	QTY
1	197145 01	ELEC/HYD COUPLER PLT (1 HOLE)	1				
2	197146 01	LOOM & PLUG ASSY JD MULTI	1				
3	CIR-0450	EXTERNAL CIRCLIP	1				
4	HQR-13027	COUPLER (FLAT FACE)	1				
4a	VSK-00120	SEAL KIT FOR HQR-13027	A/R				
5	CLP-00230	SNAP RING	1				
6	HMA-0114	HYD ADAPT	1				
7	HHAC12010	HYD HOSE ASSY	1				
8	197766 01	PARKING BRACKET	1				
9	HSS-0238	BOLT	2				
10	WSH-0018	PLAIN WASHER	2				
11	NUT-0269	NYLOC NUT	2				
12	197248 01	LOCATING BOSS (UPTO MID 2014)	2				
13	SCW-0190	SOC HD SCREW (UPTO MID 2014)	2				
14	HQR-93000	JD MULTICOUPLER ASSY (ITEMS 1,4,5,12&13)	1				



KIT-01727

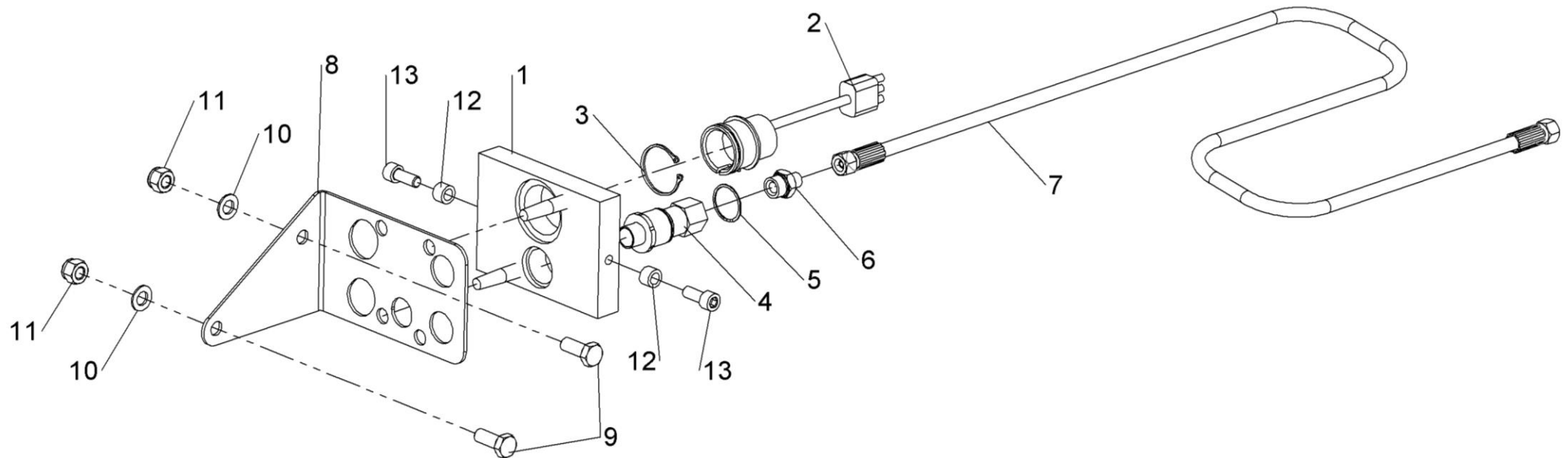
Shelbourne Reynolds Engineering Limited

ASSY NUMBER: KIT-01728				ASSY DESCRIPTION: CLAAS LEXION HYD MULTICOUPLER KIT			
ITEM	PART NO	DESCRIPTION	QTY	ITEM	PART NO	DESCRIPTION	QTY
1	CHP-05040	COUPLING	1				
2	193601 01	FIXING PLATE	1				
3	HSS-0150	SET SCREW	2				
4	WSH-0012	WASHER	2				
5	NUT-0263	NYLOC NUT	2				
6	HSS-0238	SETSCREW	2				
7	WSH-0018	PLAIN WASHER	2				
8	NUT-0269	NYLOC NUT	2				
9	CHP-05045	COUPLING COVER	1				
10	195076 01	WIRE LOOM ASSY	1				
11	SCCA05323	CAP SOCKET HEAD SCREW	5				
12	HVB-12506	DUAL SOLENOID CONTROL VALVE	1				
		(MID 2018 & ON)					
OR	HVB-12504	DUAL SOLENOID CONTROL VALVE	1				
		(UPTO MID 2018)					
13	BLTA06350	HEX.HEAD BOLT	2				
14	WSH-0009	PLAIN WASHER	2				
15	NUT-0260	NYLOC NUT	2				
16	FIT-0552	MALE STUD COUPLING	2				
17	HHBC05010	HYDRAULIC HOSE ASSY	2				
18	FIT-0025	FITTING	2				
19	WSH-1010	DOWTY WASHER	3				
20	HAPAA0305	RESTRICTOR FIT.	1				
21	HHBC08510	HYDRAULIC HOSE ASSY	1				
22	HMA-0110	FITTING	2				
23	HHEF03505	HYDRAULIC HOSE ASSY	1				



Shelbourne Reynolds Engineering Limited

ASSY NUMBER: KIT-01731				ASSY DESCRIPTION: AGCO HYDRAULIC MULTICOUPLER KIT			
ITEM	PART NO	DESCRIPTION	QTY	ITEM	PART NO	DESCRIPTION	QTY
1	197812 01	HYD COUPLER PLT ASSY (1 PORT)	1				
2	198278 01	LOOM & PLUG ASSY AGCO	1				
3	CIR-0450	EXTERNAL CIRCLIP	1				
4	HQR-13026	COUPLING	1				
5	CLP-00230	SNAP RING	1				
6	HAAAK0327	HYDRAULIC FITTING	1				
7	HHAC12010	HYDRAULIC HOSE ASSY	1				
8	197766 01	PARKING BRACKET	1				
9	HSS-0238	BOLT	2				
10	WSH-0018	PLAIN WASHER	2				
11	NUT-0269	NYLOC NUT	2				
12	197248 01	LOCATING BOSS	2				
13	SCW-0190	SOCKET CAP HEAD SCREW	2				



KIT-01731

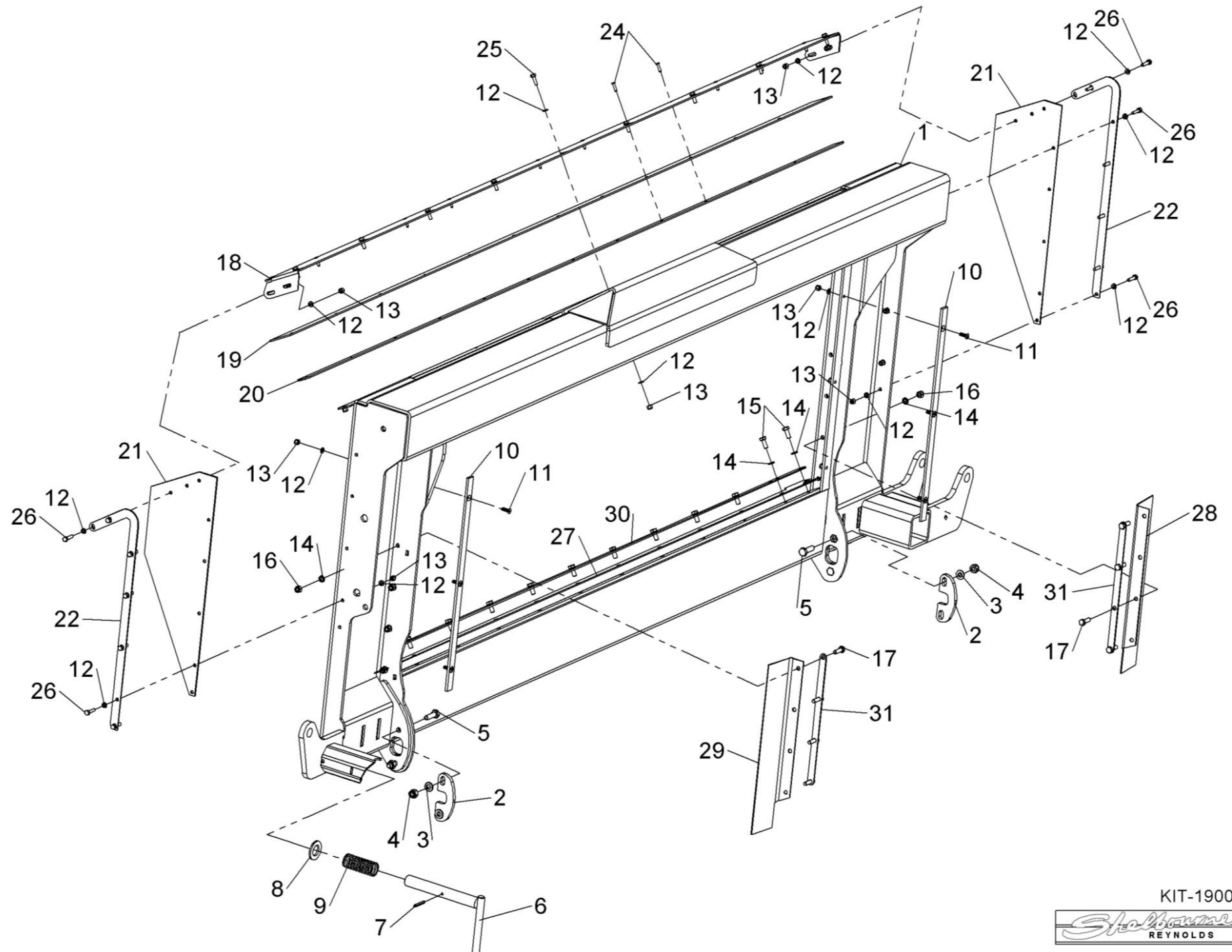


Kit Options

Adaptor Plates

Shelbourne Reynolds Engineering Limited

ASSY NUMBER: KIT-19002				ASSY DESCRIPTION: JD ADAPTOR PLATE			
ITEM	PART NO	DESCRIPTION	QTY	ITEM	PART NO	DESCRIPTION	QTY
1	198377 01	JD ADAPTOR W/A (2011 & ON)	1				
2	198521 01	PIN HOLE PLATE	2				
3	WSH-0015	PLAIN WASHER	4				
4	NUT-0265	NYLOC NUT	4				
5	HSS-0198	SETSCREW	4				
6	199467 01	LOCKING PIN (25mm) (2013 & ON)	1				
OR	198620 01	LOCKING PIN (19mm) (UPTO 2013)	1				
7	PIN-1775	ROLL PIN	1				
8	WSH-0036	PLAIN WASHER (25mm PIN)	1				
OR	WSH-0030	PLAIN WASHER (19mm PIN)	1				
9	SPGC32925	COMPRESSION SPRING (25mm PIN)	1				
OR	SPGC32355	COMPRESSION SPRING (19mm PIN)	1				
10	197208 01	PACKER PLATE	2				
11	SCW-1580	CSK SOCKET HD SCW	6				
12	WSH-0009	PLAIN WASHER	52				
13	NUT-0260	NYLOC NUT	29				
14	WSH-0058	SPRING WASHER	14				
15	HSS-0140	SETSCREW	12				
16	NUT-0263	NYLOC NUT	8				
17	HSS-0145	BOLT	8				
18	199476 01	FRONT SEAL PLATE (2013 & ON)	1				
OR	199195 01	FRONT SEAL PLATE (2012 ONLY)	1				
OR	198719 01	FRONT SEAL PLATE (UPTO 2012)	1				
19	199159 01	TOP SEAL STRIP (2012 & ON)	1				
OR	198711 01	TOP SEAL STRIP (UPTO 2012)	1				
20	198715 01	CLAMP STRIP	1				
21	198717 01	SIDE SEAL	2				
22	199479 01	SEAL CLAMP	2				
23	WSH-0012	PLAIN WASHER	6				
24	POP-0006	POP RIVET	13				
25	HSS-0086	SETSCREW	9				
26	HSS-0088	SETSCREW	14				
27	198921 01	BOTTOM SEAL PLT (2011 & ON)	1				
28	198922 01	LH SEAL PLT (2011 & ON)	1				
29	198922 02	RH SEAL PLT (2011 & ON)	1				
30	198988 01	BOTTOM CLAMP STRIP	1				
31	198987 01	SIDE CLAMP STRIP	2				
						THIS KIT ONLY FITS HOOK STYLE FACEPATES AND NOT OLDER CLAMP BLOCK STYLE, CONTACT YOUR JD DEALER FOR UPDATE KIT	

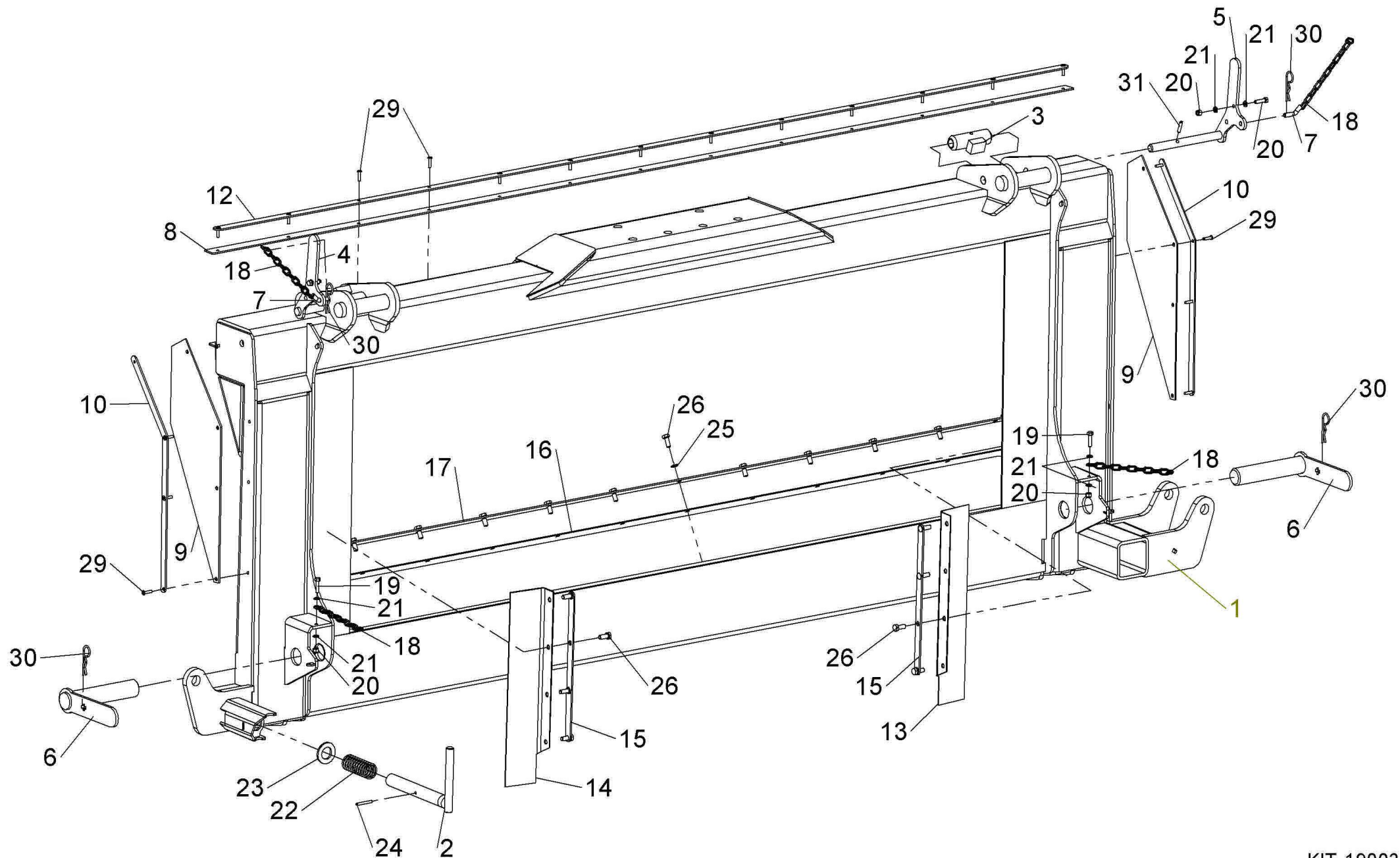


KIT-19002



Shelbourne Reynolds Engineering Limited

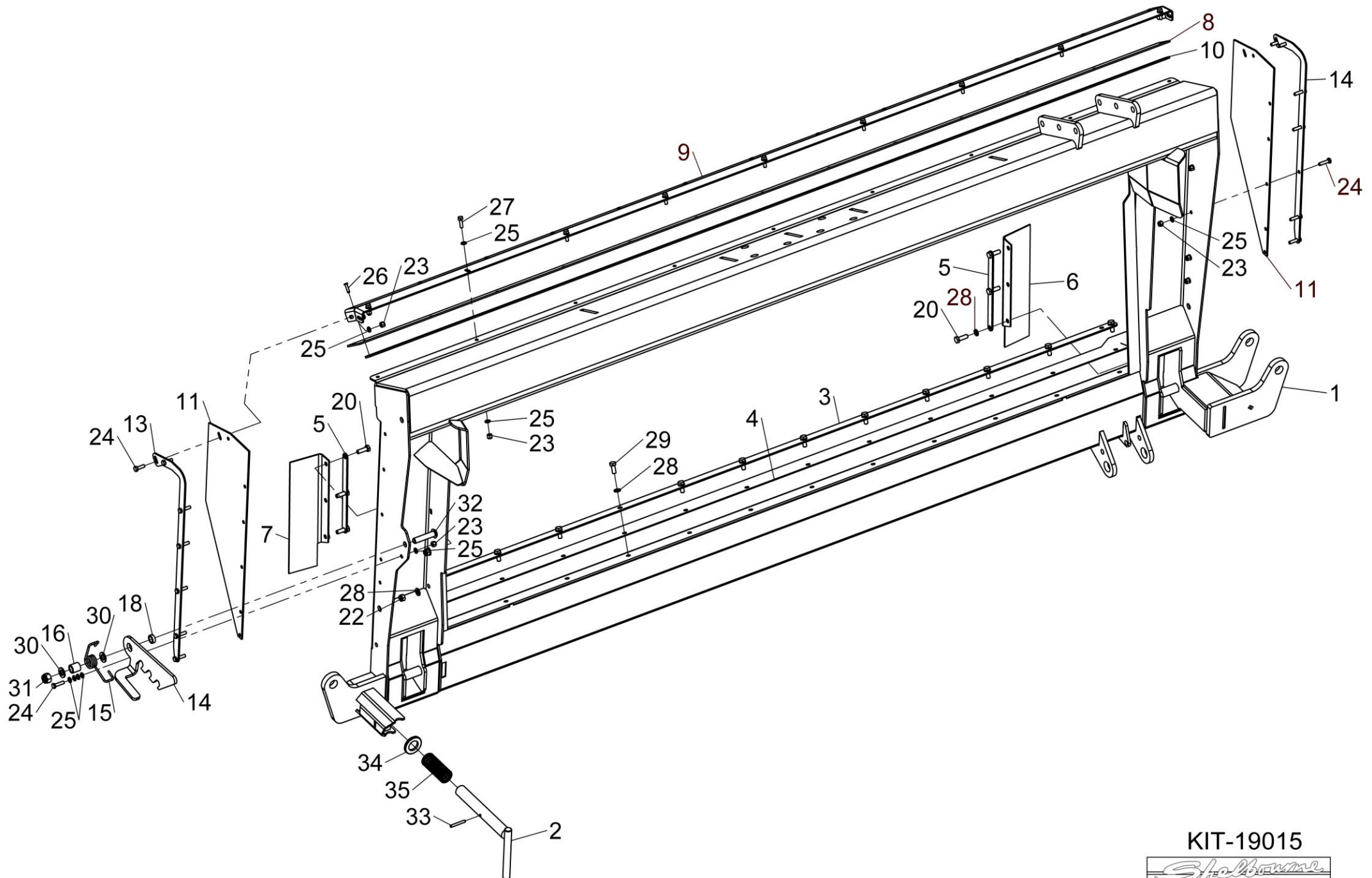
ASSY NUMBER: KIT-19003				ASSY DESCRIPTION: CLAAS LEXION ADAPTOR PLT KIT			
ITEM	PART NO	DESCRIPTION	QTY	ITEM	PART NO	DESCRIPTION	QTY
1	198375 01	LEXION ADAPTOR W/A (2011 & ON)	1				
2	199467 01	LOCKING PIN (2012 & ON)	1				
OR	198620 01	LOCKING PIN (UPTO 2012)	1				
3	193154 01	TOP LOCK	2				
4	193153 01	TOP LOCKING LEVER LH	1				
5	193153 02	TOP LOCKING LEVER RH	1				
6	198656 01	LOCKING PIN W/A	2				
7	195878 01	LOCKING HANDLE ASSY	2				
8	198711 01	TOP SEAL STRIP	1				
9	290148 01	SIDE SEAL (RIVET) (2016 & ON)	2				
OR	198712 01	SIDE SEAL (BOLT) (UPTO 2016)	2				
10	290149 01	CLAMP STRIP (RIVET) (2016 & ON)	2				
OR	198713 01	CLAMP STRIP (BOLT) (UPTO 2016)	2				
11	198714 01	CLAMP STRIP (UPTO 2016)	2				
12	290538 01	CLAMP STRIP (2018 & ON)	2				
OR	198715 01	CLAMP STRIP (UPTO 2018)	1				
13	198922 01	SIDE SEAL (2011 & ON)	1				
14	198922 02	SIDE SEAL (2011 & ON)	1				
15	198987 01	SIDE CLAMP STRIP (2011 & ON)	2				
16	198986 01	PVC SEAL STRIP (2011 & ON)	1				
17	198989 01	CLAMP STRIP (2011 & ON)	1				
18	CHN-0145	CHAIN	0.17m				
18	CHN-0145	CHAIN	0.17m				
18	CHN-0145	CHAIN	0.17m				
18	CHN-0145	CHAIN	0.17m				
19	HSS-0088	HEX HD BOLT	4				
20	NUT-0260	NYLOC NUT	4				
21	WSH-0009	PLAIN WASHER	8				
22	SPGC32925	COMPRESSION SPRING (2012 & ON)	1				
OR	SPGC32355	COMPRESSION SPRING (UPTO 2012)	1				
23	WSH-0036	PLAIN WASHER (2012 & ON)	1				
OR	WSH-0030	PLAIN WASHER (UPTO 2012)	1				
24	PIN-1775	ROLL PIN	1				
25	WSH-0058	SPRING WASHER (2011 & ON)	20				
26	HSS-0140	SETSCREW (2011 & ON)	20				
27	NUT-0263	NYLOC NUT (UPTO 2016)	6				
28	WSH-0012	PLAIN WASHER (UPTO 2016)	6				
29	POP-0006	POP RIVET	22				
30	CLP-00103	R CLIP	4				
31	PIN-1923	ROLL PIN	2				



KIT-19003

Shelbourne Reynolds Engineering Limited

ASSY NUMBER: KIT-19015				ASSY DESCRIPTION: CNH ADAPTOR PLATE			
ITEM	PART NO	DESCRIPTION	QTY	ITEM	PART NO	DESCRIPTION	QTY
1	199199 01	CNH ADAPTOR PLT W/A	1				
2	199467 01	LOCKING PIN (25mm)	1				
OR	198620 01	LOCKING PIN (19mm)	1				
3	198989 01	METAL STRIP	1				
4	198986 01	RUBBER STRIP	1				
5	198987 02	SIDE CLAMP STRIP	2				
6	199513 01	SIDE SEAL	1				
7	199513 02	SIDE SEAL	1				
8	199159 01	TOP SEAL STRIP	1				
9	199750 01	RUBBER FIXING PLT (2014 & ON)	1				
OR	199227 01	RUBBER FIXING PLT (UPTO 2014)					
10	198715 01	CLAMP STRIP	1				
11	199228 01	SIDE SEAL	2				
12							
13	199226 01	AROUND HD PLT	2				
14	198802 01	LOCKING PLATE	1				
15	198807 01	TORSION SPRING	1				
16	198811 01	SPACER TUBE	1				
17							
18	198789 01	SPACER TUBE	1				
19							
20	HSS-0145	SETSCREW	6				
21	WSH-0012	PLAIN WASHER	6				
22	NUT-0263	NYLOC NUT	6				
23	NUT-0260	NYLOC NUT	24				
24	HSS-0088	SETSCREW	11				
25	WSH-0009	PLAIN WASHER	37				
26	POP-0006	POP RIVET	13				
27	HSS-0086	SETSCREW	13				
28	WSH-0058	SPRING WASHER	14				
29	HSS-0140	SETSCREW	12				
30	WSH-0018	PLAIN WASHER	2				
31	NUT-0269	NYLOC NUT	1				
32	SCBA12350	BUTTON HEAD SCREW (1				
33	PIN-1775	ROLL PIN	1				
34	WSH-0036	PLAIN WASHER (25mm PIN)	1				
OR	WSH-0030	PLAIN WASHER (19mm PIN)	1				
35	SPGC32925	COMPRESSION SPRING (25mm PIN)	1				
OR	SPGC32355	COMPRESSION SPRING (19mm PIN)	1				

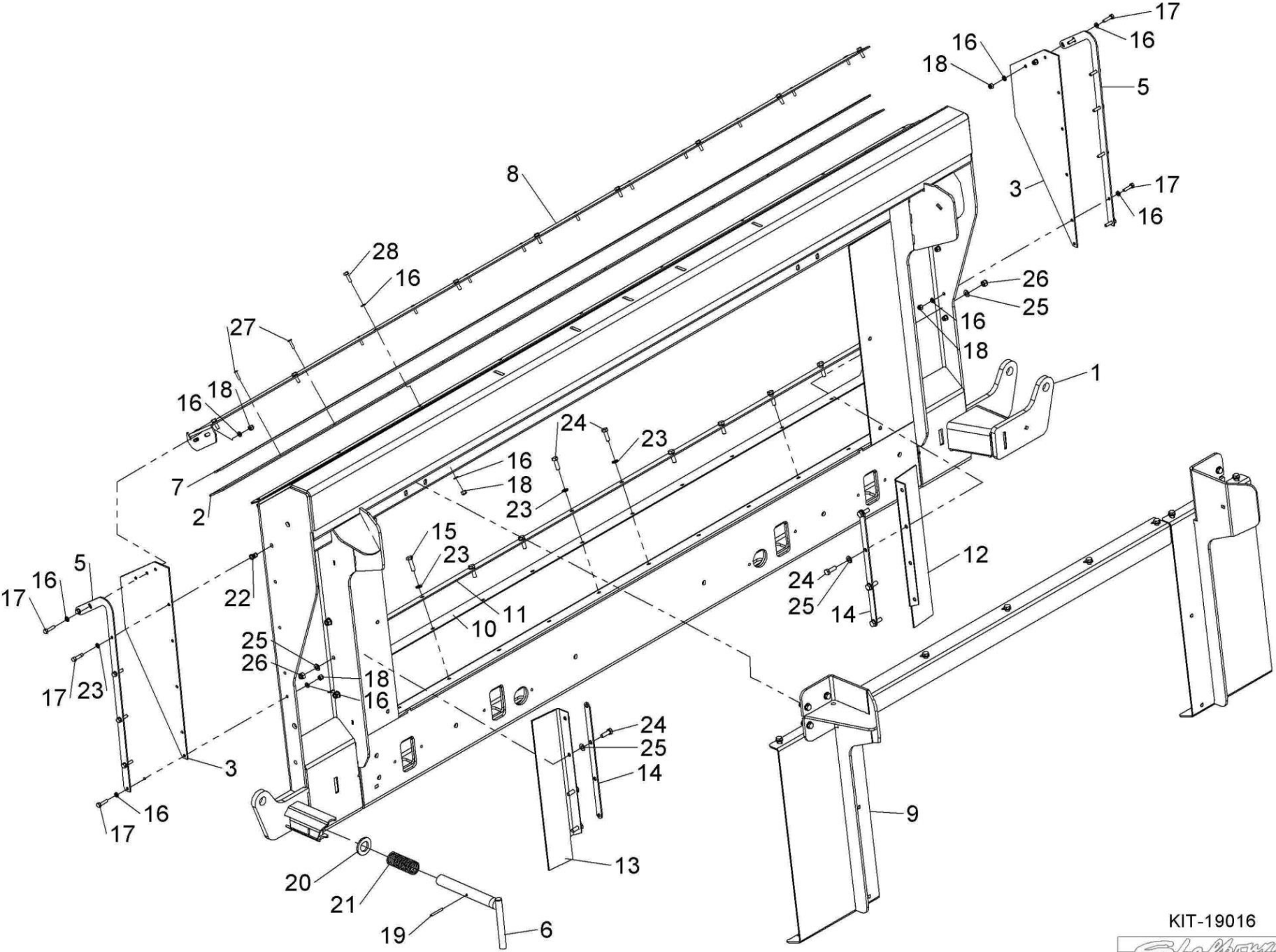


KIT-19015



Shelbourne Reynolds Engineering Limited

ASSY NUMBER: KIT-19016				ASSY DESCRIPTION: AGCO ADAPTOR PLATE KIT			
ITEM	PART NO	DESCRIPTION	QTY	ITEM	PART NO	DESCRIPTION	QTY
1	199150 01	AGCO ADAPTOR PLATE W/	1				
2	198715 01	CLAMP STRIP	1				
3	198717 01	SIDE SEAL	2				
4							
5	199479 01	SEAL CLAMP	2				
6	199467 01	LOCKING PIN (2013 & ON)	1				
OR	198620 01	LOCKING PIN (UPTO 2013)	1				
7	199159 01	TOP SEAL PLATE	1				
8	199476 01	FRONT SEAL PLATE (2013 & ON)					
OR	199195 01	FRONT SEAL PLATE (UPTO 2013)	1				
9	KIT-19017	FILL IN PLT KIT (GLENER ONLY)	A/R				
10	199207 01	LOWER SEAL	1				
11	199197 01	LOWER SEAL MOUNTING PLATE	1				
12	198922 01	SEAL	1				
13	198922 02	SEAL	1				
14	198987 01	SIDE CLAMP PLATE	2				
15	HSS-0150	BOLT	4				
16	WSH-0009	PLAIN WASHER	42				
17	HSS-0088	SET SCREW	14				
18	NUT-0260	NYLOC NUT	21				
19	PIN-1775	ROLL PIN	1				
20	WSH-0036	PLAIN WASHER (2013 & ON)	1				
OR	WSH-0030	PLAIN WASHER (UPTO 2013)	1				
21	SPGC32925	COMPRESION SPRING (2013 & ON)	1				
OR	SPGC32355	COMPRESION SPRING (UPTO 2013)	1				
22	NUTA13060	NUTSERT	2				
23	WSH-0058	SPRING WASHER	12				
24	HSS-0145	BOLT	16				
25	WSH-0012	PLAIN WASHER	14				
26	NUT-0263	NYLOC NUT	6				
27	POP-0006	POP RIVET	13				
28	HSS-0086	SET SCREW	9				

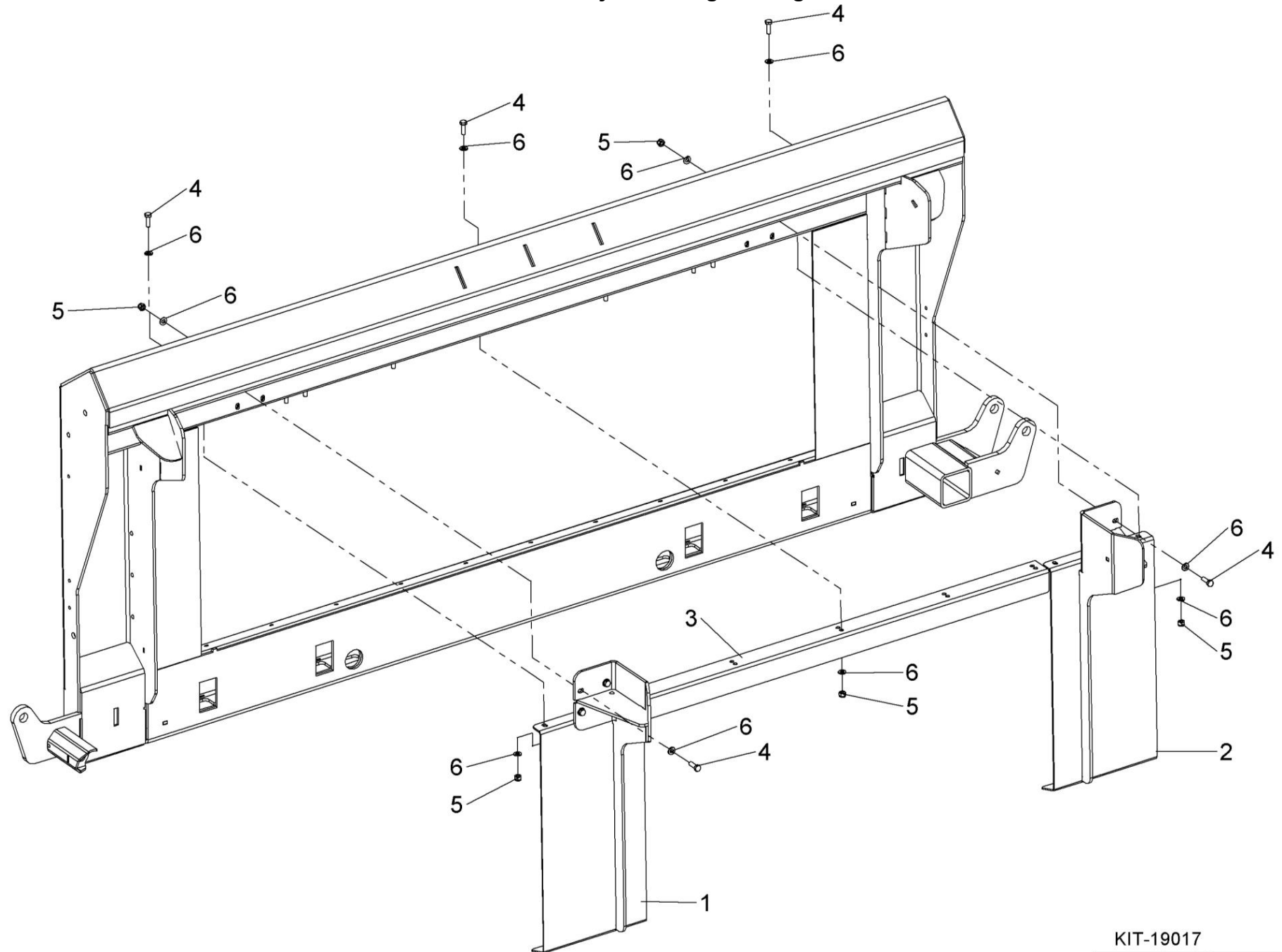


KIT-19016



Shelbourne Reynolds Engineering Limited

ASSY NUMBER: KIT-19017				ASSY DESCRIPTION: GLEANER FILL IN PLATE KIT			
ITEM	PART NO	DESCRIPTION	QTY	ITEM	PART NO	DESCRIPTION	QTY
1	199160 01	LH FILL IN PLATE	1				
2	199160 02	RH FILL IN PLATE	1				
3	197991 01	COVER PLATE	1				
4	HSS-0145	BOLT	17				
5	NUT-0263	NYLOC NUT	17				
6	WSH-0012	PLAIN WASHER	34				
						THIS KIT ONLY FITS GLEANER COMBINES WITH TILTING FEEDER HOUSE OR LARGE HORNS	

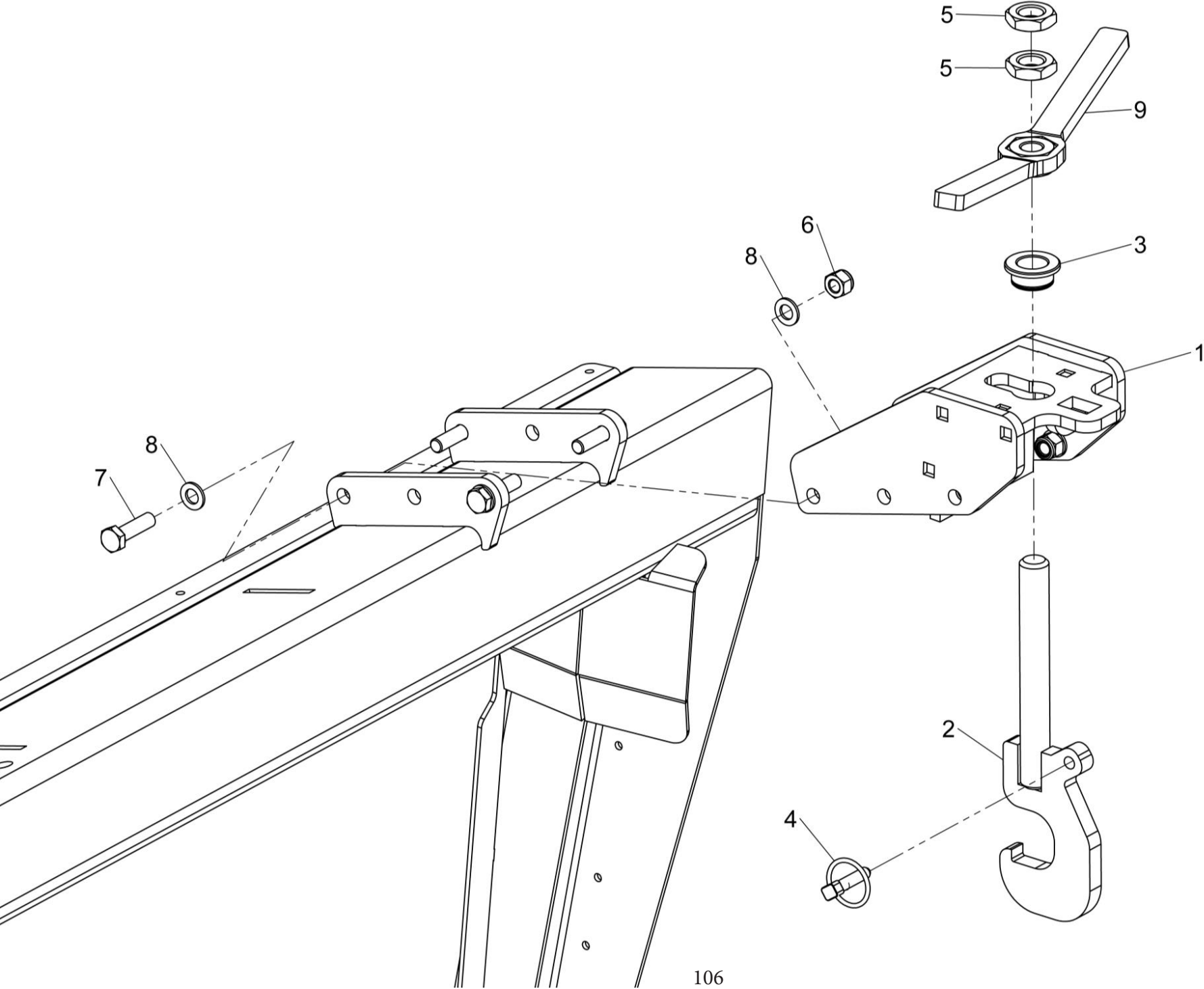


KIT-19017



Shelbourne Reynolds Engineering Limited

ASSY NUMBER: KIT-19026				ASSY DESCRIPTION: CNH ADAPTOR PLATE HOOK & BRKT ASSY			
ITEM	PART NO	DESCRIPTION	QTY	ITEM	PART NO	DESCRIPTION	QTY
1	199705 01	HOOK MOUNTING W/A (2014 & ON)	1				
2	199728 01	ADAPTOR HOOK (2014 & ON)	1				
3	199621 01	TOP HAT BUSH (2014 & ON)	1				
4	PIN-01950	LYNCH PIN (2014 & ON)	1				
5	NUT-0390	HALF NUT (2018 & ON)	2				
OR	NUT-0190	PLAIN NUT (UP TO 2018)	2				
6	NUT-0269	NYLOC NUT	4				
7	BLTA12290	HEX HD BOLT	4				
8	WSH-0018	PLAIN WASHER	8				
9	290563 01	WING NUT W/A (2018 & ON)	1				

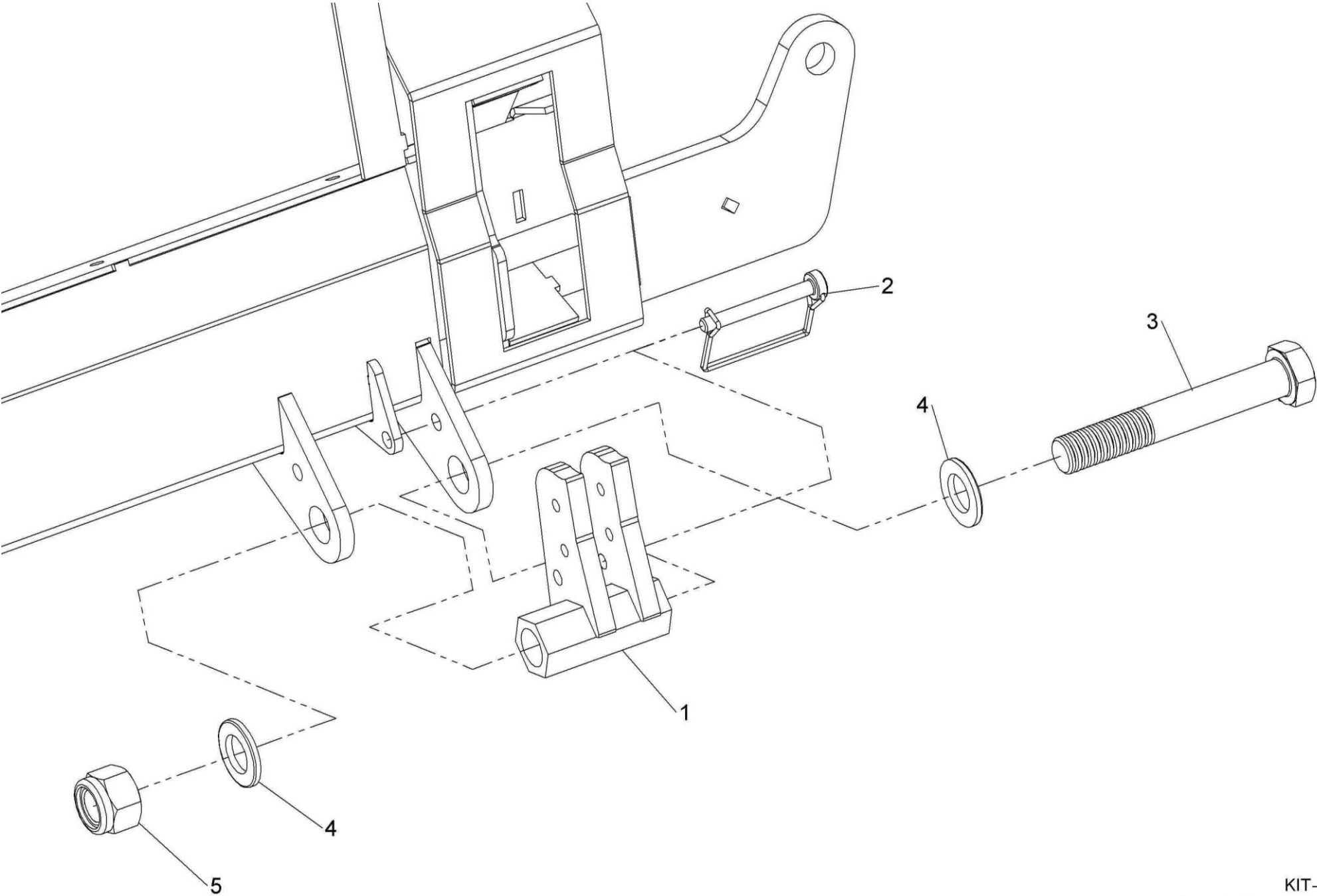


KIT-19026



Shelbourne Reynolds Engineering Limited

ASSY NUMBER: KIT-19028				ASSY DESCRIPTION: NH BOTTOM BEAM LOCKING KIT			
ITEM	PART NO	DESCRIPTION	QTY	ITEM	PART NO	DESCRIPTION	QTY
1	199730 01	NH BOTTOM BEAM LOCK	1				
2	PIN-03900	SQUARE SHAFT LOCKING PIN	1				
3	BLTA24740	BOLT	1				
4	WSH-0036	PLAIN WASHER	2				
5	NUT-0275	NYLOC NUT	1				



Shelbourne Reynolds Engineering Limited

ASSY NUMBER: KIT-19029				ASSY DESCRIPTION: CIH ADAPTOR PLATE BEAM LOCK KIT			
ITEM	PART NO	DESCRIPTION	QTY	ITEM	PART NO	DESCRIPTION	QTY
1	199716 01	CIH BOTTOM BEAM LOCK	1				
2	PIN-03900	SQUARE SHAFT LOCKING PIN	1				
3	BLTA24740	BOLT	1				
4	WSH-0036	PLAIN WASHER	2				
5	NUT-0275	NYLOC NUT	1				

