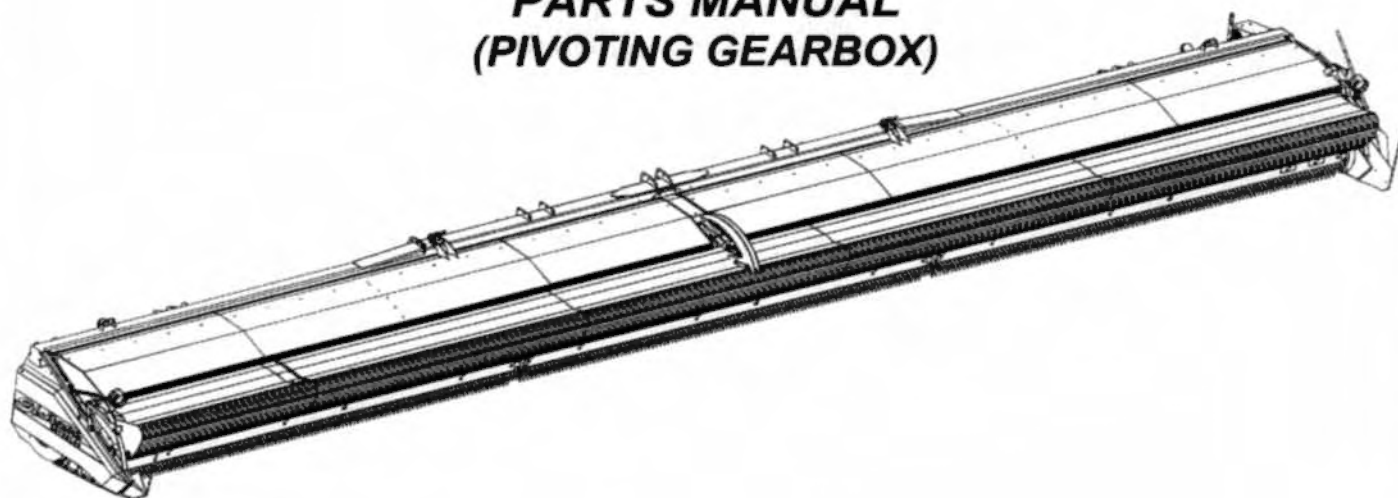


Shelbourne REYNOLDS

Shelbourne Header ***Rvs 22***

PARTS MANUAL
(PIVOTING GEARBOX)



Shelbourne Reynolds Inc.
Colby PO box 607
1250 S Country Club Drive
Colby , Kansas 67701
U.S.A.
Telephone: (785) 462 6299
Fax: (785) 462 6761

Shelbourne Reynolds Engineering Ltd
Stanton
Bury St Edmunds
Suffolk IP31 2AR
England
Telephone: (01359) 250415
Fax: (01359) 250464

(Stores direct (01359) 251231)
(Stores direct (01359) 252031)

ISSUE 1

14.06.2013

visit our website www.shelbourne.com

SHELBOURNE HEADER PARTS MANUAL

MACHINE IDENTIFICATION

Your Shelbourne Header is designed to fit many different types of combine

For this reason the machine number index is broken down into sections for identification. Your serial and machine numbers are listed below:

SHELBOURNE HEADER SERIAL NUMBER

SHELBOURNE HEADER MACHINE NUMBER

ADAPTOR PLATE ASSEMBLY

DRIVE KIT

HYDRAULIC FITTING KIT

KIT OPTION	KIT OPTION	KIT OPTION
KIT OPTION	KIT OPTION	KIT OPTION
KIT OPTION	KIT OPTION	KIT OPTION

ORDERING SPARE PARTS

To ensure that you order the correct part from your SRE dealer please use the following procedure.

ALWAYS QUOTE THE MACHINE AND SERIAL NUMBERS WHEN ORDERING.

Refer to the front page of this parts list section (machine assemblies), listing all the sub assemblies.

Use the following sub assembly numbers and descriptions to find the area of the machine that your part is required, i.e. if you need a part which is fitted to the auger, your part will be in the auger sub assembly parts list.

Having decided which sub-assembly your part should be under, use the number beside that sub-assembly description which will begin with 1960-- -- to find the parts listing of the sub-assembly further on in the manual. The number will be printed in the top left-hand corner; the sub-assemblies are in numerical order.

Having found the correct parts list, you will find the corresponding drawing by either looking at the facing page or progressing through the manual to the next drawing.

The drawings indicate the components by item numbers, which you will find, are repeated in the left-hand side of your parts listing, and therefore referring to the correct part.

List Of Kit Numbers For 22 Rvs Machines

Rvs 22 Header

1. 196569 11	Rvs 22 Shelbourne Header
2. 196143 11	Header Lights Kit
3. 196173 02	Stripping Rotor Assembly (RH) 3.0m
4. 196192 16	Auger Mounting (welded paddle) Sub Assembly
5. 196193 10	Hydraulic Circuit Sub
6. 196194 30	Top Door Cowl Assembly
7. 196195 30	Adjustable Crop Deflector Sub Assembly
8. 196228 03	Stripping Rotor Assembly (LH) 3.6m
9. 196238 02	Divider Sub Assy (Italian)
10. 196247 10	Bolt On Paddle Auger Assembly
11. 196248 21	Frame And Parts Sub
12. 196249 03	Emblems And Guards Sub
13. 196251 01	Input/Drive Mounting Sub Assembly
14. 196252 04	Rotor Mounting Sub Assembly
15. GEA-0058	Input Gearbox Assembly
16. KIT-00121	Auger Drive Sprocket Clutch Assembly
17. KIT-00976A	Ball Joint Coupling
18. KIT-01310	Universal Belly/Wear Kit
19. KIT-01320B	Rotor Pulley Assembly
20. KIT-01321	Input Gearbox Pulley
21. KIT-01385	Rotor Pulley Assembly (Bolt On Hubs)
22. KIT-01401	Safety Decal Kit
23. KIT-01402	Safety Decal Kit ISO
24. RDS-0002	Tacho Kit
25. RDS-0005	Tacho Kit (2009 Only)
26. RDS-0007	Tacho Kit (2010 & on)

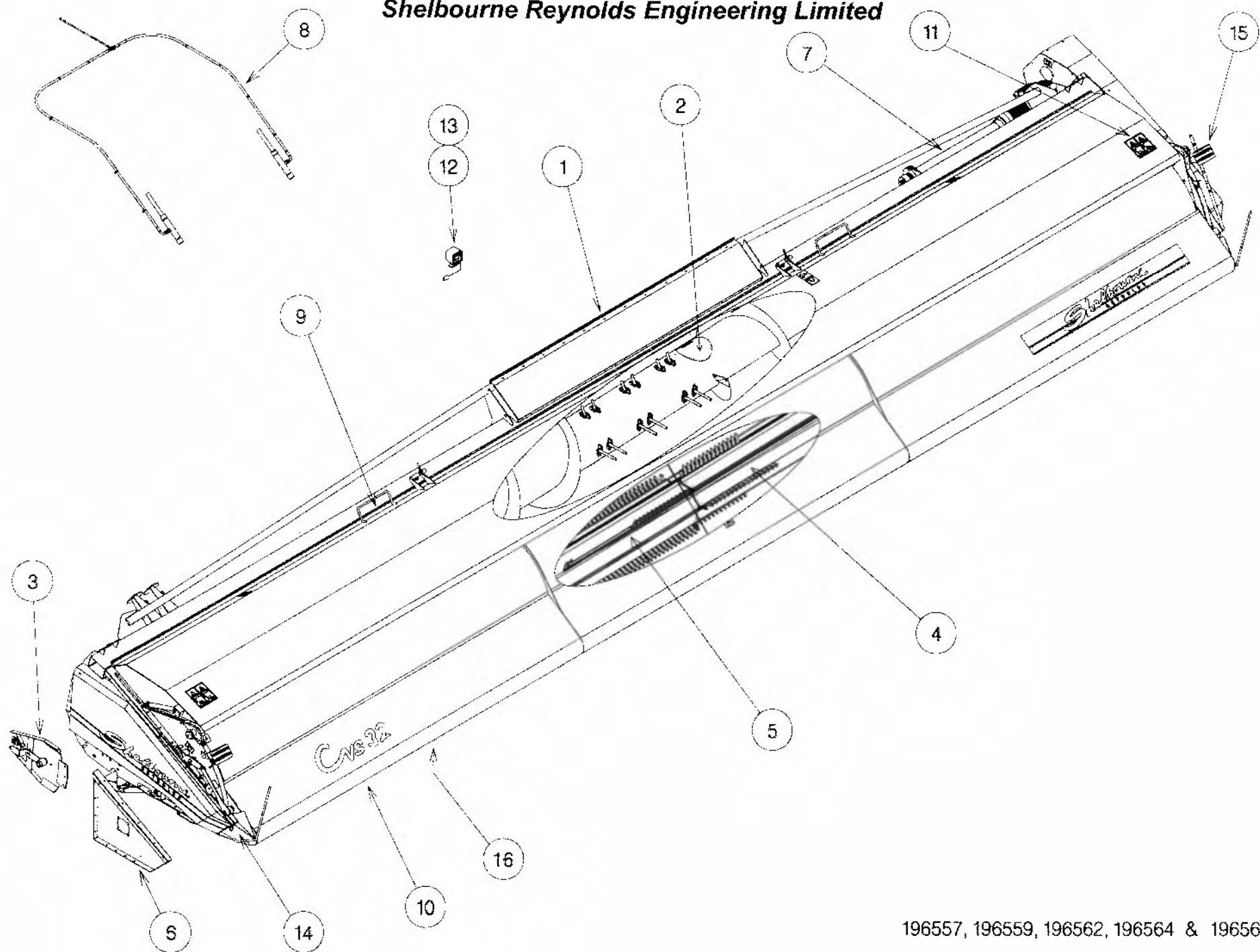
Kit Options

25 KIT-01340	Steel Skid Cover Kit (Hardox)
26 KIT-01378	Poly Plate And Vee Strip Kit
27 KIT-01382	1.2mt Spill Plate Extension Kit
28 KIT-01383	0.6mt Spill Plate Extension Kit
29 KIT-01384	Anti-Wrap Plate Kit
30 KIT-01386	Rear Pulley Assembly (Bolt In Hubs)
31 KIT-01394	CE Area Kit (RSD/Pivoting Gearbox)
32 KIT-01403	Vee Strip Kit
33 KIT-01404	Non Aggressive Centre Finger Kit

Shelbourne Reynolds Engineering Limited

ASSY NUMBER: 196569 11				ASSY DESCRIPTION: Rvs22 SHELBOURNE HEADER			
ITEM	PART NO	DESCRIPTION	QTY	ITEM	PART NO	DESCRIPTION	QTY
1	196248 21	FRAME & PARTS SUB	1				
2	196247 11R	PADDLE AUGER ASSY	1				
3	196192 16	AUGER MTG SUB ASSY	1				
4	196228 03	STRIPPING ROTOR LH 3.6m	1				
5	196173 02	STRIPPING ROTOR RH 3.0m	1				
6	196252 04	ROTOR MTG SUB ASSY	1				
7	196251 01	INPUT/DRIVE MTG SUB ASSY	1				
8	196193 11	HYDRAULIC CIRCUIT SUB	1				
9	196194 31	TOP DOOR COWL SUB ASSY	1				
10	196195 31	ADJ' CROP DEFL SUB	1				
11	196249 03	EMBLEMS & GUARDS SUB	1				
12	RDS-0007	HEADER MON' KIT	1				
13	RDS-0002	COMBINE MON' KIT	1				
14	196238 02	DIVIDER SUB	1				
15	196143 11	HEADER LIGHTS SUB (USA ONLY)	1				
16	KIT-01310	UNIVERSAL BELLY/WEAR KIT	1				

Shelbourne Reynolds Engineering Limited

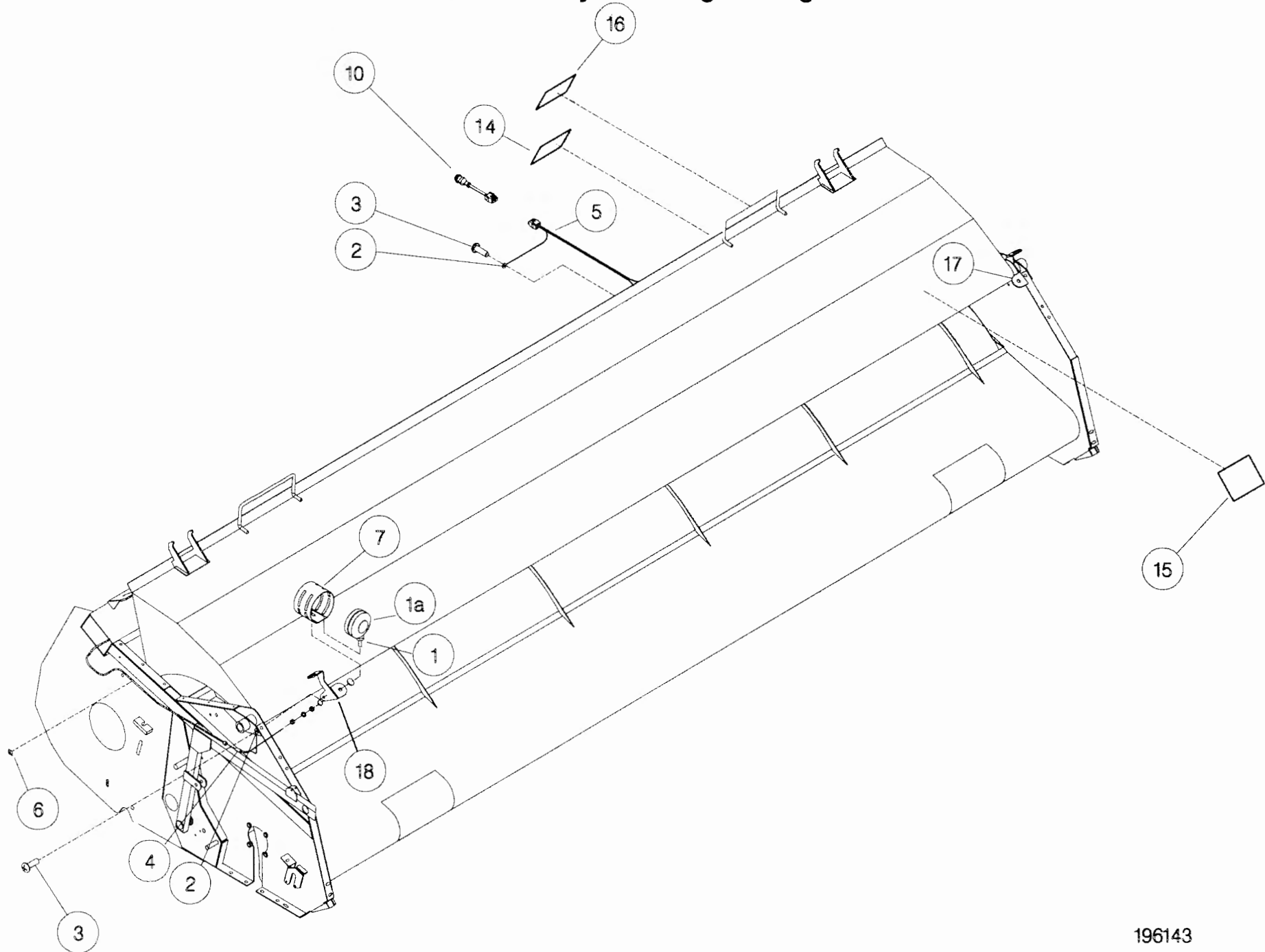


196557, 196559, 196562, 196564 & 196567

Shelbourne Reynolds Engineering Limited

ASSY NUMBER: 196143 11				ASSY DESCRIPTION: HEADER LIGHTS SUB 6.6m & SMALLER			
ITEM	PART NO	DESCRIPTION	QTY	ITEM	PART NO	DESCRIPTION	QTY
1	LMP-10505	INDICATOR LAMP(SCREW MID 2013)	2				
1a	BLB-0015	BULB					
1b	LMP-10009	SPARE LENS (3 SCREWS)					
OR	LMP-10504	INDICATOR LAMP(GROTE) (2012-13)	2				
1a	BLB-0020	BULB					
1b	LMP-10006	SPARE LENS (GROTE)					
OR	LMP-10501	INDICATOR LAMP(PMG) (UPTO 2012)	2				
1a	BLB-0075	BULB	2				
1b	LMP-10000	SPARE LENS FRONT (PMG)					
1c	LMP-10001	SPARE LENS REAR (PMG)					
2	ETM-00440	LOOP TERMINAL	2				
3	SCW-5180	SELF TAP SCREW	3				
4	ETM-00560	MALE BULLET TERMINAL	2				
5	194530 01	WIRE LOOM & PLUG ASSY	1				
6							
7	193567 01	INDICATOR GUARD	2				
8							
9							
10	193516 01	LIGHT PLUG ASSY(JD PRE 50 5ER)	1				
OR	195207 01	LIGHT PLUG ASSY(JD 50 SERIES)	1				
OR	SEE HYD KIT	LIGHT PLUG ASSY(JD 60&70 SER)	1				
OR	197040 01	LIGHT PLUG ASSY (CASE IH 8010)	1				
OR	197147 01	LIGHT PLUG ASSY (NH CX/CR)	1				
OR	198732 01	LIGHT PLUG ASSY (NH TR)	1				
OR	SEE HYD KIT	LIGHT PLUG ASSY (AGCO MULTI)	1				
11							
12							
13							
14	TPE-00300	FLUORESCENT TAPE -RED/ORANGE	0.23				
14	TPE-00300	FLUORESCENT TAPE -RED/ORANGE	0.23				
15	TPE-00250	REFLECTIVE TAPE - YELLOW	0.23				
15	TPE-00250	REFLECTIVE TAPE - YELLOW	0.23				
16	TPE-00251	REFLECTIVE TAPE - RED	0.23				
16	TPE-00251	REFLECTIVE TAPE - RED	0.23				
17	198958 01	LH LIGHT MOUNTING BRACKET	1				
18	198958 02	RH LIGHT MOUNTING BRACKET	1				

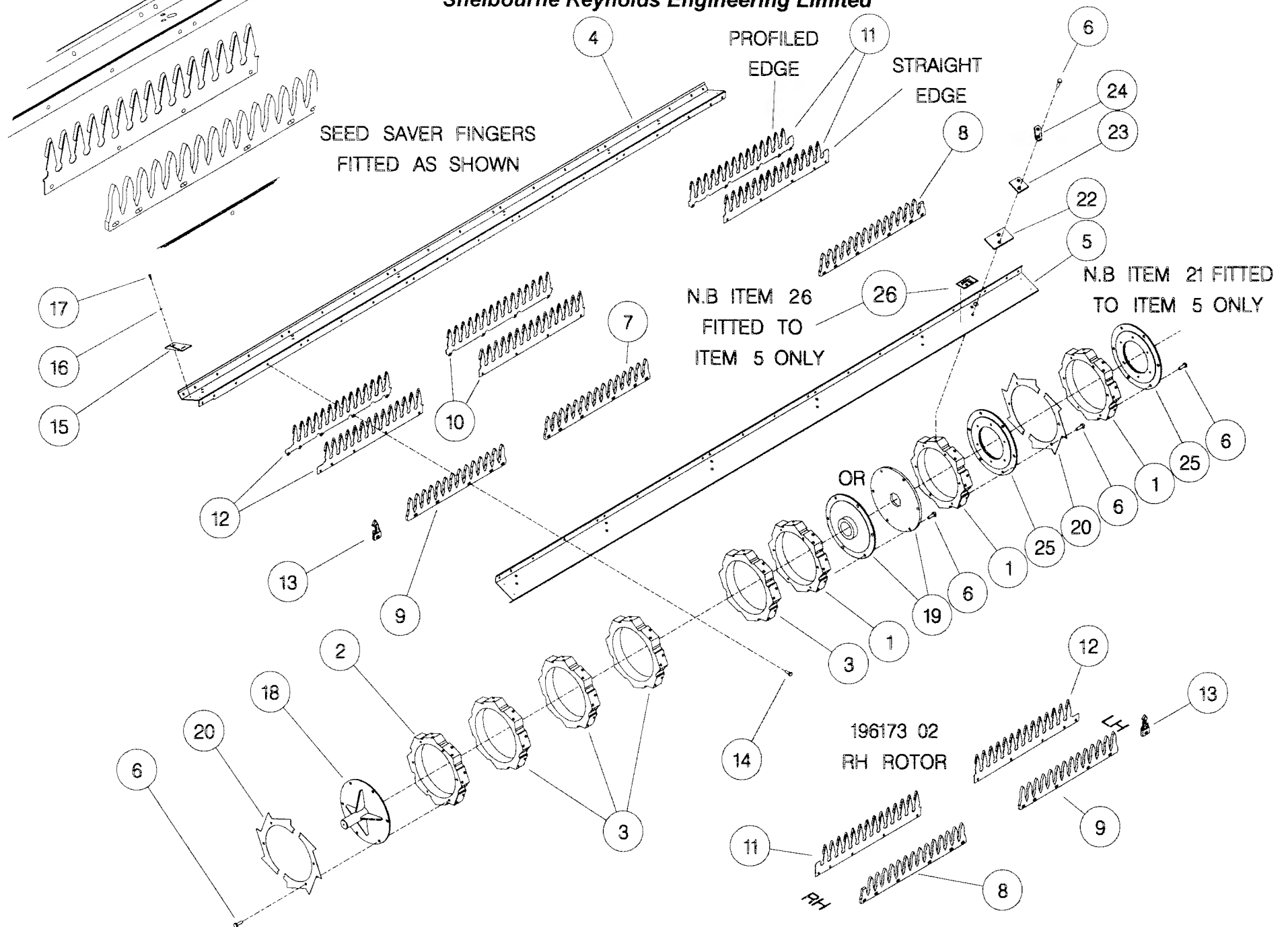
Shelbourne Reynolds Engineering Limited



Shelbourne Reynolds Engineering Limited

ASSY NUMBER: 196173 02				ASSY DESCRIPTION: STRIPPING ROTOR ASSY RH 3.0m			
ITEM	PART NO	DESCRIPTION	QTY	ITEM	PART NO	DESCRIPTION	QTY
1	192892 01	OUTER HUB CASTING LH	1				
2	192892 02	OUTER HUB CASTING RH	1				
3	192892 03	INNER HUB CASTING	4				
4	192890 02	ROTOR SECTION 3.0M	7				
5	193117 02	ROTOR SECTION 3.0m	1				
6	HSSG10204	SET SCREW	108				
7	193558 01	STANDARD ELEMENT	24				
8	193558 02	END HOLE ELEMENT	8				
9	193558 03	CENTRE END HOLE ELEMENT	8				
10	197717 01	SEED SAVER CENTRE (PROFILED EDGE)	24				
OR	193780 01	SEED SAVER CENTRE (STRAIGHT EDGE)	24			NOTE	ITEMS 10, 11 AND 12 BOTHE TYPES OF SEED SAVERS ARE INTERCHANGEABLE BUT FOR BALANCE REASONS IF MIXING TYPES ON A ROTOR FIT AS OPPOSITE PAIRS.
11	197719 02	SEED SAVER RH END (PROFILE EDGE)	8				
OR	193782 02	SEED SAVER RH END (STRAIGHT EDGE)	8				
12	197718 01	SEED SAVER RH CENTRE (PROFILED EDGE)	8				
OR	193781 01	SEED SAVER RH CENTRE (STRAIGHT EDGE)	8			NOTE	ITEMS 11 AND 12 ARE CORRECT PARTS WHEN FINGERS SET WITH FLANGES UP - IE. AGGRESSIVE SEE LH ROTOR ASSY PARTS WHEN FLANGES ARE REQUIRED DOWN.
13	194109 02	CENTRE FINGER RH	8				
14	HSSF08174	SETSCREW	176				
15	192679 01	ANTI-WRAP PLATE	8				
16	WSH-1034	PENNY WASHER	16				
17	SCW-5180	SELF TAP SCREW	16				
18	192899 01	IDLE SHAFT W/ASSY	1				
19	KIT-00976A	BALL JOINT COUPLING KIT	1				
20	192959 01	OUTER CLAMP RING	4				
21	BPG-00200	PLASTIC BODY PLUG	1				
22	193118 01	BALANCE WEIGHT	6				
23	193118 02	BALANCE WEIGHT	2				
24	193382 01	BALANCE WEIGHT	1				

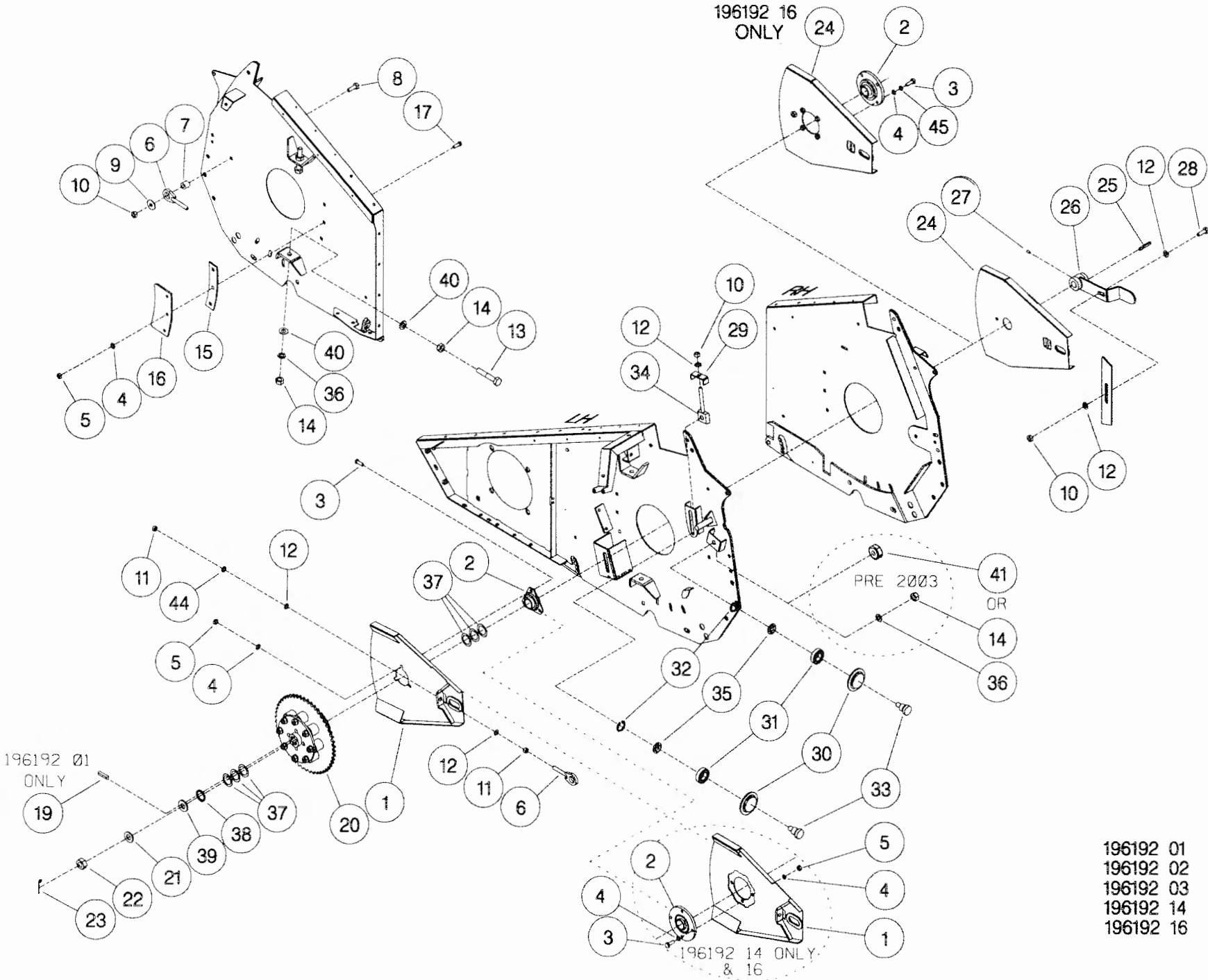
Shelbourne Reynolds Engineering Limited



Shelbourne Reynolds Engineering Limited

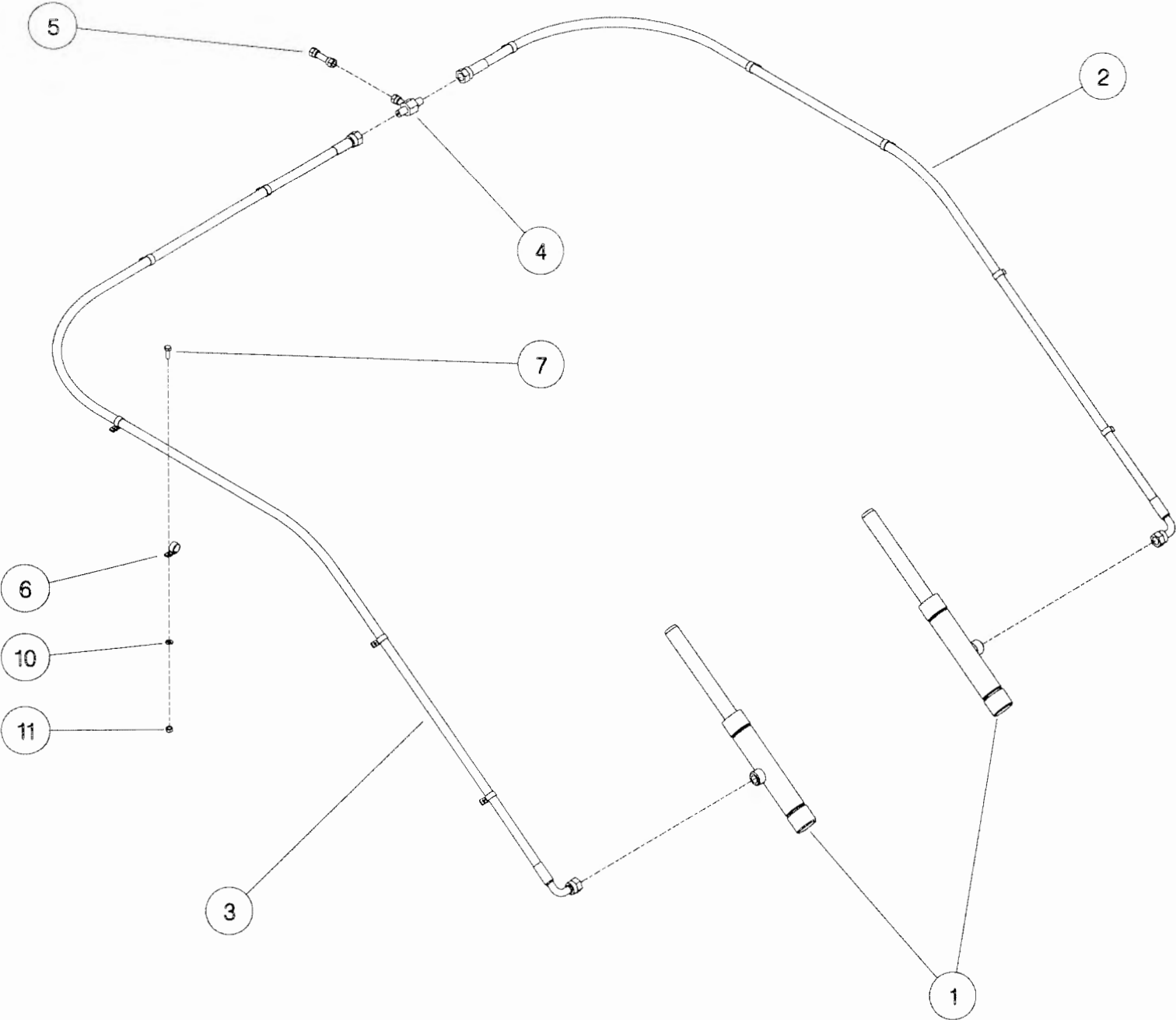
ASSY NUMBER: 196192 16				ASSY DESCRIPTION: AUGER MTG SUB ASSY			
ITEM	PART NO	DESCRIPTION	QTY	ITEM	PART NO	DESCRIPTION	QTY
1	197342 01	ADJUSTER PLATE LH	1	40	WSH-0024	PLAIN WASHER	8
2	BRG-23560	CAST SUPPORT	2	41			
3	HSS-0194	SET SCREW	8	42			
4	WSH-0015	PLAIN WASHER	10	43			
5	NUT-0265	NYLOC NUT	10	44	WSH-0065	SPRING WASHER	2
6	200405 01	ADJUSTER	2		WSH-0061	SPRING WASHER	4
7	200499 01	SPACER	2				
8	BLTA12350	BOLT	2				
9	190119 26	WASHER	2				
10	NUT-0269	NYLOC NUT	3				
11	NUT-0170	PLAIN NUT	4				
12	WSH-0018	PLAIN WASHER	5				
13	HSS-0330	SET SCREW	4				
14	NUT-0180	PLAIN NUT	8				
15	200407 01	SUPPORT PLATE	2				
16	200408 01	OVERLAP PLATE	2				
17	BLT-3750	COACHBOLT	6				
18							
19							
20	KIT-00121	AUGER SLIP CLUTCH (SEE PARTS LIST KIT-00121)	1				
21	WSH-0030	PLAIN WASHER	1				
22	NUT-0580	CASTLE NUT	1				
23	PIN-1150	SPLIT PIN	1				
24	197711 01	ADJUSTER PLT RH	1				
25							
26							
27							
28							
29							
30	131041 01	SPROCKET IDLER	2				
31	BRG-1995	BEARING	2				
32	CIR-0470	CIRCLIP	2				
33	190060 06	IDLER SPINDLE	2				
34	191777 01	IDLER ADJ SCREW	1				
35	191040 01	IDLER SPACER	2				
36	WSH-0070	SPRING WASHER	4				
37	190119 95	WASHER	6				
38	190119 82	WASHER	1				
39	190119 47	WASHER	1				

Shelbourne Reynolds Engineering Limited



Shelbourne Reynolds Engineering Limited

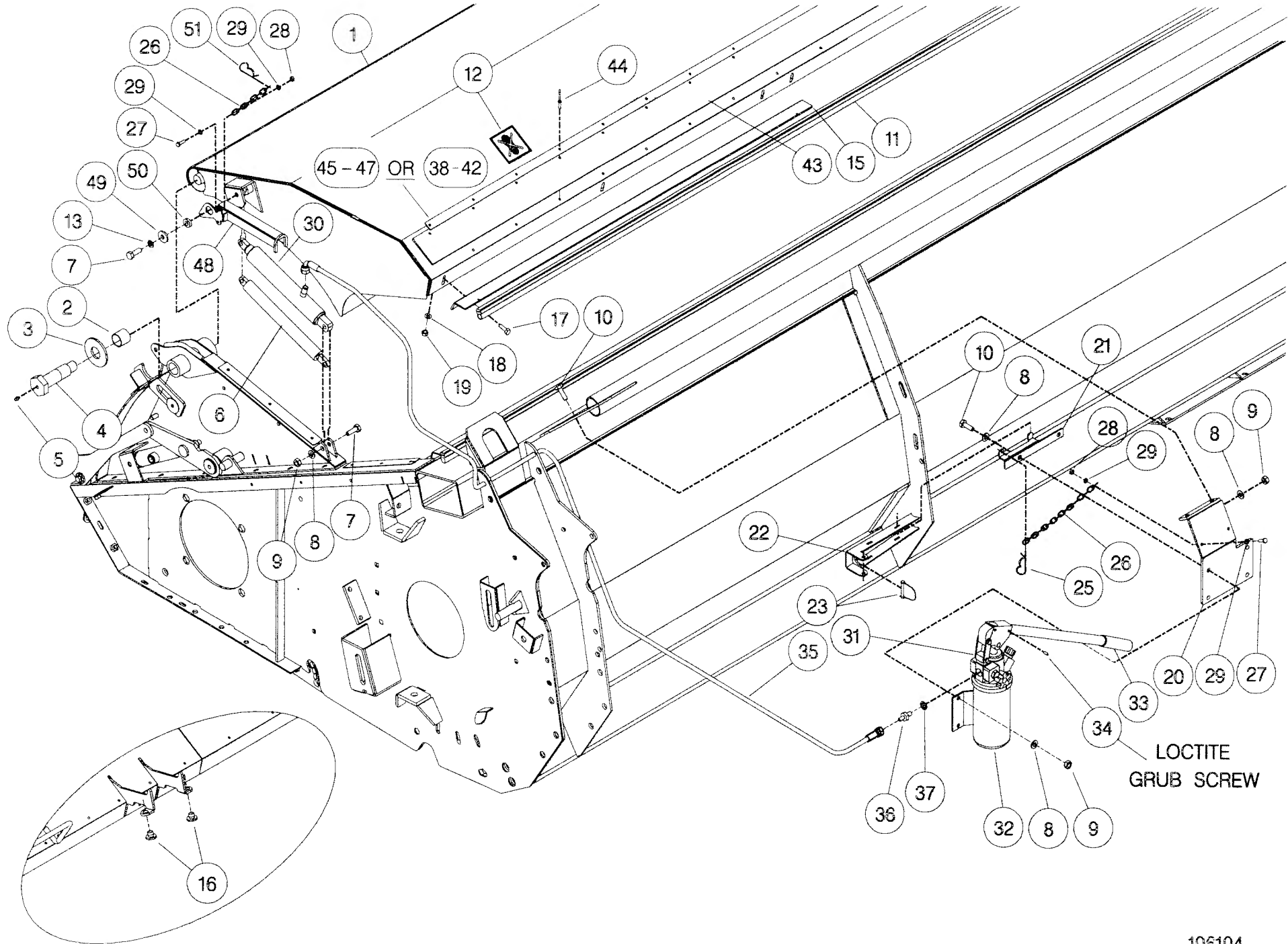
ASSY NUMBER: 196193 11				ASSY DESCRIPTION: HYDRAULIC CIRCUIT SUB			
ITEM	PART NO	DESCRIPTION	QTY	ITEM	PART NO	DESCRIPTION	QTY
1	REF	HYDRAULIC RAM	0				
2	HHBC32510	HYDRAULIC HOSE LH	1				
3	HHBC58510	HYDRAULIC HOSE RH	1				
4	HPPD07100	HYD TEE FITTING	1				
5	FIT-0213	HYD BULKHEAD FIT	1				
6	CLP-01012	P CLIP	8				
7	SCW-4960	BUTT SKT.HD SCREW	4				
10	WSH-0009	PLAIN WASHER	4				
11	NUT-0260	NYLOC NUT	4				



Shelbourne Reynolds Engineering Limited

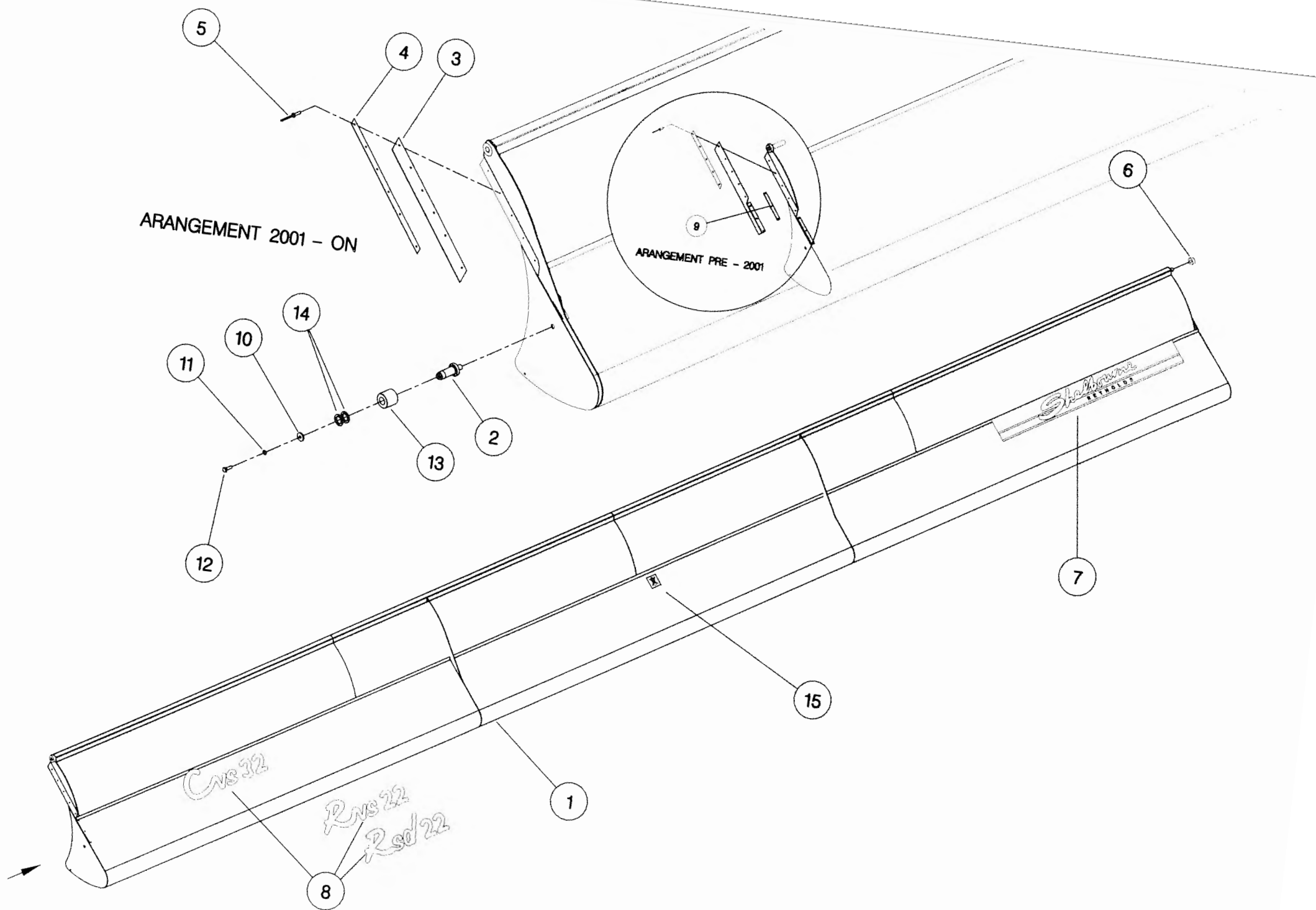
ASSY NUMBER: 196194 31				ASSY DESCRIPTION: TOP DOOR COWL ASSY (22')			
ITEM	PART NO	DESCRIPTION	QTY	ITEM	PART NO	DESCRIPTION	QTY
1	197305 24	COWL ASSY (2011 & ON)	1	35	HHCC11505	HYD HOSE ASSY (2007 & ON)	1
OR	197305 21	COWL ASSY (2005 - 2010)	1	36	HAPAA0305	HYD REST(2007 & ON)	1
OR	194992 21	COWL ASSY (UPTO 2004)	1	37	WSH-1010	DOWTY WASHER (2007 & ON)	1
2	BSHK03056	BUSH	2	38	197615 04	CLAMP STRIP END (2007-2010)	2
3	192813 01	LARGE WASHER	2	39	197615 10	CLAMP STRIP HANDLE (2007-2010)	2
4	192812 01	HOOD PIVOT PIN	2	40	197615 11	CLAMP STRIP INNER (2007-2010)	2
5	NIP-0001	GREASE ZERK (UPTO 2009)	2	41	197615 13	CLAMP STRIP SMALL (2007-2010)	2
6	GSTA14405	GAS STRUTT (UPTO 2007)	2	42	197615 08	CLAMP STRIP CENTRE (2007-2010)	2
7	BLTA10350	BOLT (2011 & ON)	1	43	198066 05	SEALING STRIP 22' (2011 & ON)	1
OR	BLTA10290	BOLT (UPTO 2010)	2	OR	197602 03	SEALING STRIP 22' (2007-2010)	1
8	WSH-0015	PLAIN WASHER (2007 & ON)	14	44	POP-0006	POP RIVET (2010 & ON)	33
OR	WSH-0015	PLAIN WASHER (UPTO 2007)	2	OR	POP-0006	POP RIVET (2007-2009)	56
9	NUT-0265	NYLOC NUT (2007 & ON)	8	45	198067 04	CLAMP STRIP (704mm) (2011 & ON)	1
OR	NUT-0265	NYLOC NUT (UPTO 2007)	2	46	198067 02	CLAMP STRIP (1194mm) (2011& ON)	4
10	HSS-0194	BOLT (2007 & ON)	6	47	198067 03	CLAMP STRIP (1104mm) (2011& ON)	1
11	EDS-11666	SEAL STRIP (UPTO 2007)	1	48	198311 01	RAM STOP (2011 & ON)	1
12	192718 01	TRANSFER	2	49	190119 75	WASHER (2011 & ON)	1
13	WSH-0061	SPRING WASHER	1	50	190119 79	WASHER (2011 & ON)	1
14	197289 01	SEAL CLAMP PLATE (UPTO 2007)	3				
15	197289 02	SEAL CLAMP PLATE (UPTO 2007)	4				
16	197810 01	BUMP STOP	4				
17	HSS-0140	SET SCREW (UPTO 2007)	18				
18	WSH-1038	WASHER (UPTO 2007)	18				
19	NUT-0263	NYLOC NUT (UPTO 2007)	18				
20	197607 01	HAND PUMP BRACKET (2007 & ON)	1				
21	197606 01	STORAGE BRACKET (2007 - 2010)	1				
22	197605 01	RAM STOP W/A (2007 - 2010)	1				
23	PIN-1720	SPRING D PIN (2007 - 2010)	1				
24							
25	CLP-00103	R CLIP (2007 & ON)	1				
26	CHN-0145	CHAIN (2007 & ON)	0.17				
27	HSS-0086	SET SCREW (2007 & ON)	1				
28	NUT-0260	NYLOC NUT	1				
29	WSH-0009	PLAIN WASHER	2				
30	197601 01	HYDRAULIC CYLINDER (2007 & ON)	1				
30a	RMSK00030	RAM SEAL KIT					
31	JAC-00226	HYD HAND PUMP (2007 & ON)	1				
32	JAC-00221	HYD RESEVOIR (2007 & ON)	1				
33	JAC-00230	JACK HANDLE	1				
34	SCW-4530	GRUBSCREW (2007 & ON)	1				

Shelbourne Reynolds Engineering Limited



Shelbourne Reynolds Engineering Limited

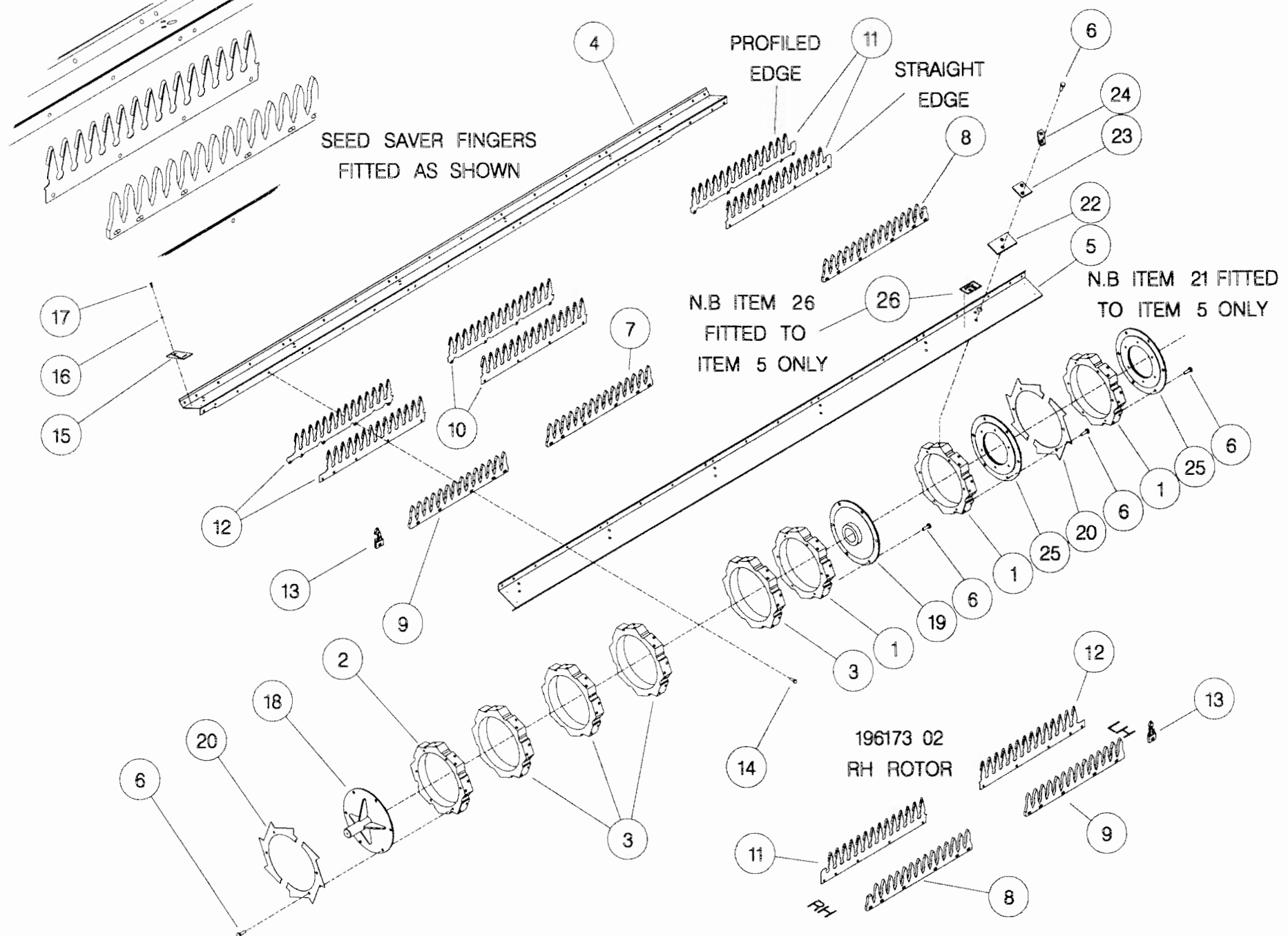
ASSY NUMBER:		196195 31	ASSY DESCRIPTION: ADJ.CROP DEFLECTOR SUB ASSY Rvs22				
ITEM	PART NO	DESCRIPTION	QTY	ITEM	PART NO	DESCRIPTION	QTY
1	194617 15	ADJ.CROP DEFLECTOR	1				
2	195379 01	SPINDLE (2002 & ON)	2				
OR	192687 01	SPINDLE (UP TO 2001)	2				
3	195432 01	SEAL STRIP(2002 & ON)	2				
OR	195139 01	SEAL STRIP(UP TO 2001)	2				
4	195433 01	CLAMP STRIP(2002 & ON)	2				
OR	194485 01	CLAMP STRIP(UP TO 2001)	2				
5	POP-0006	POP RIVET	12				
6	191642 01	ROLLER	2				
7	191981 01	EMBLEM(SHELBOURNE REYNOLDS)	1				
8	195141 03	EMBLEM(Rvs22)	1				
9	195140 01	FRONT CLAMP STRIP(TO 2001)	2				
10	190119 08	PLAIN WASHER	2				
11	WSH-0058	SPRING WASHER	2				
12	HSS-0140	SETSCREW	2				
13	192688 01	NYLON ROLLER	2				
14	190119 20	WASHER (UPTO 2012)	4				
15	192718 01	TRANSFER	1				



Shelbourne Reynolds Engineering Limited

ASSY NUMBER: 196228 03				ASSY DESCRIPTION: STRIPPING ROTOR LH 3.6m			
ITEM	PART NO	DESCRIPTION	QTY	ITEM	PART NO	DESCRIPTION	QTY
1	192892 01	OUTER HUB CASTING LH	2				
2	192892 02	OUTER HUB CASTING RH	1				
3	192892 03	INNER HUB CASTING	5				
4	193883 03	ROTOR SECTION 3.6m (2009 AND ONWARDS)	8				
OR	193883 03	ROTOR SECTION 3.6m (UPTO AND INCLUDING 2008)	7				
5	193884 03	ROTOR SECTION 3.6m (UPTO AND INCLUDING 2008)	1				
6	HSSG10204	SET SCREW	146				
7	193558 01	STANDARD ELEMENT	32				
8	193558 02	END HOLE ELEMENT	8				
9	193558 03	CENTRE END HOLE ELEMENT	8				
10	197717 01	SEED SAVER CENTRE (PROFILED EDGE)	32				
OR	193780 01	SEED SAVER CENTRE (STRAIGHT EDGE)	32				
11	197719 01	SEED SAVER LH END (PROFILED EDGE)	8				
OR	193782 01	SEED SAVER LH END (STRAIGHT EDGE)	8				
12	197718 01	SEED SAVER LH CENTRE (PROFILED EDGE)	8				
OR	193781 01	SEED SAVER LH CENTRE (STRAIGHT EDGE)	8				
13	194109 02	CENTRE FINGER LH	8				
14	HSSF08174	SETSCREW	208				
15	192679 01	ANTI-WRAP PLATE	8				
16	WSH-1034	PENNY WASHER	16				
17	SCW-5180	SELF TAP SCREW	16				
18	193103 01	CTR DRIVE SHFT W/ASSY	1				
19	197114 01	ROTOR DRIVE DISC W/ASSY	1				
20	192959 01	OUTER CLAMP RING	4				
21	BPG-00200	BODY PLUG (UPTO AND INCLUDING 2008)					
22	193118 01	BALANCE WEIGHT	6				
23	193118 02	BALANCE WEIGHT	2				
24	193382 01	BALANCE WEIGHT	1				
25	197111 01	ROTOR DRIVE DISC	1				

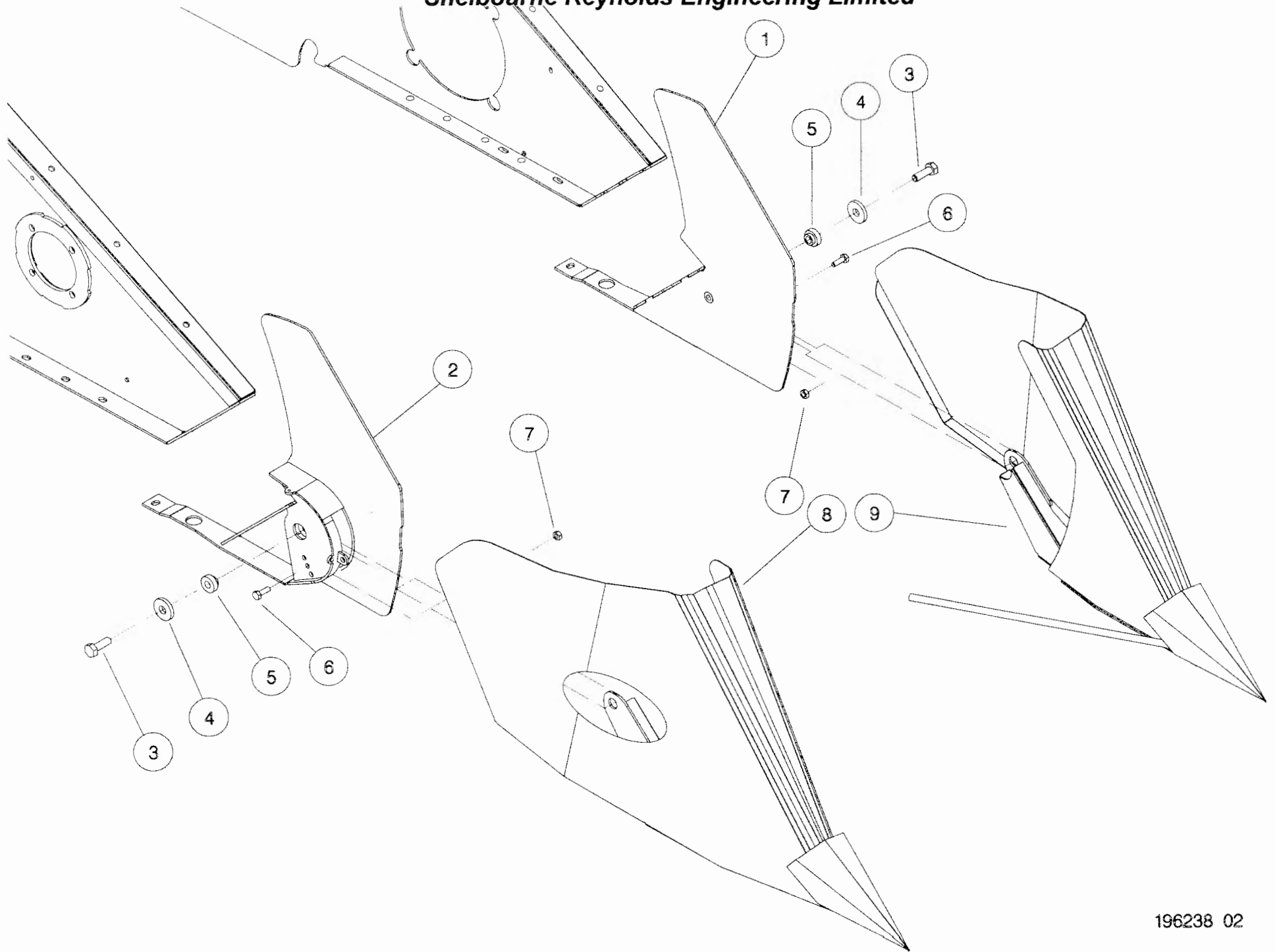
Shelbourne Reynolds Engineering Limited



Shelbourne Reynolds Engineering Limited

ASSY NUMBER: 196238 02				ASSY DESCRIPTION: DIVIDER SUB ASSY (ITALIAN STYLE)			
ITEM	PART NO	DESCRIPTION	QTY	ITEM	PART NO	DESCRIPTION	QTY
1	195469 11	DIVIDER FIXING W/A LH	1				
2	195469 12	DIVIDER FIXING W/A RH	1				
3	HSS-0250	SET SCREW	2				
4	190119 51	WASHER	2				
5	195228 02	BOSS	2				
6	HSS-0135	SET SCREW	2				
7	NUT-0263	NYLOC NUT	2				
8	197759 01	RH DIVIDER W/A	1				
9	198292 01	LH DIVIDER W/A	1				

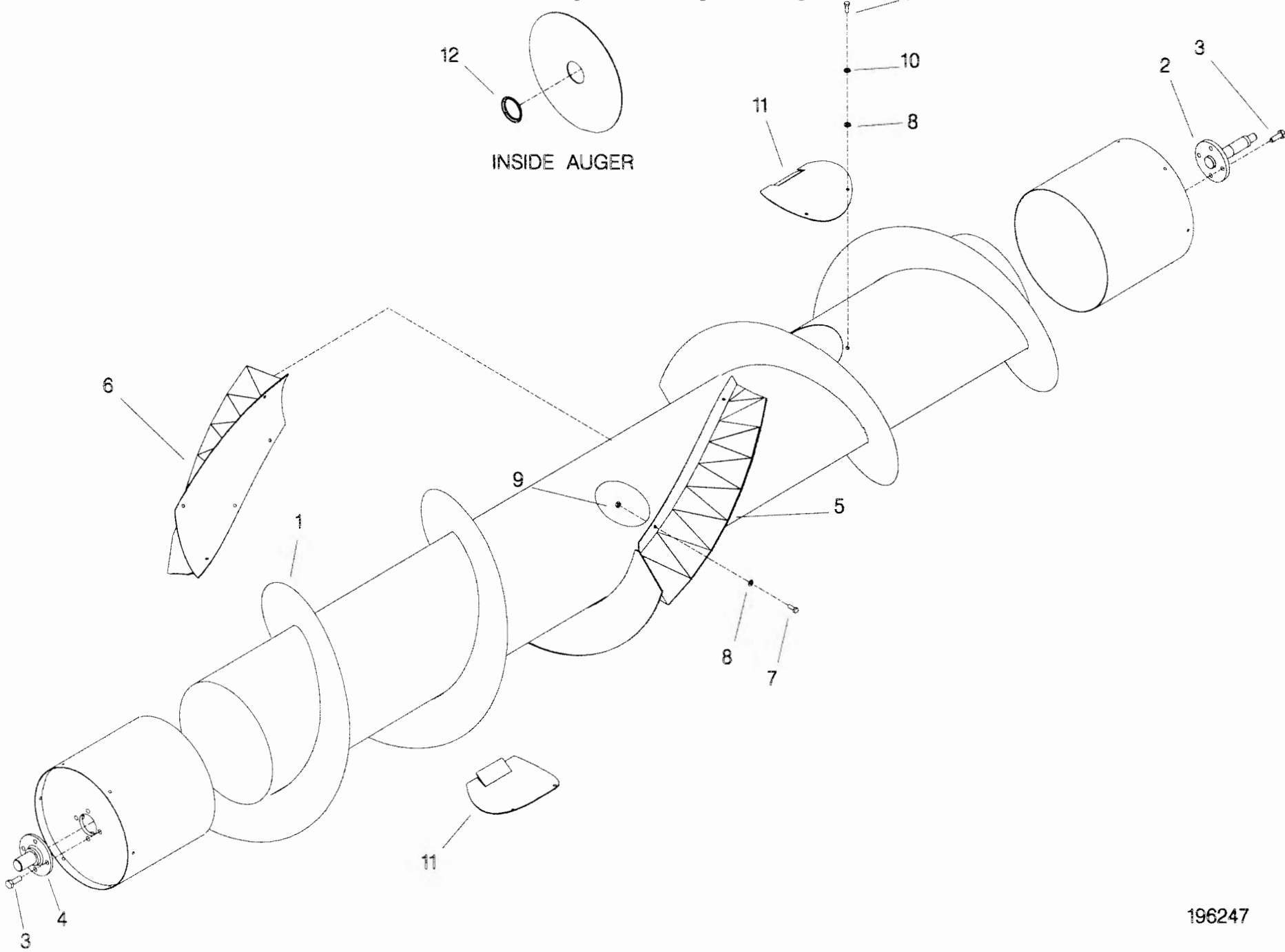
Shelbourne Reynolds Engineering Limited



Shelbourne Reynolds Engineering Limited

ASSY NUMBER: 196247 11				ASSY DESCRIPTION: 6.6mt BOLT ON PADDLE AUGER ASSY			
ITEM	PART NO	DESCRIPTION	QTY	ITEM	PART NO	DESCRIPTION	QTY
1	198132 01	AUGER WELD ASSY	1				
2	195848 01	AUGER DRIVE SHAFT	1				
3	HSSF12204	SET SCREW	8				
4	197704 02	IDLER SHAFT	1				
5	197620 01	AUGER SPIRAL PADDLE LH	1				
6	197620 02	AUGER SPIRAL PADDLE RH	1				
7	HSS-0145	BOLT	18				
8	WSH-0012	PLAIN WASHER	18				
9	NUT-0263	NYLOC NUT	10				
10	WSH-0058	SPRING WASHER	8				
11	194472 01	INSPECTION COVER	2				
12	21709036	TUBE PLUG	2				

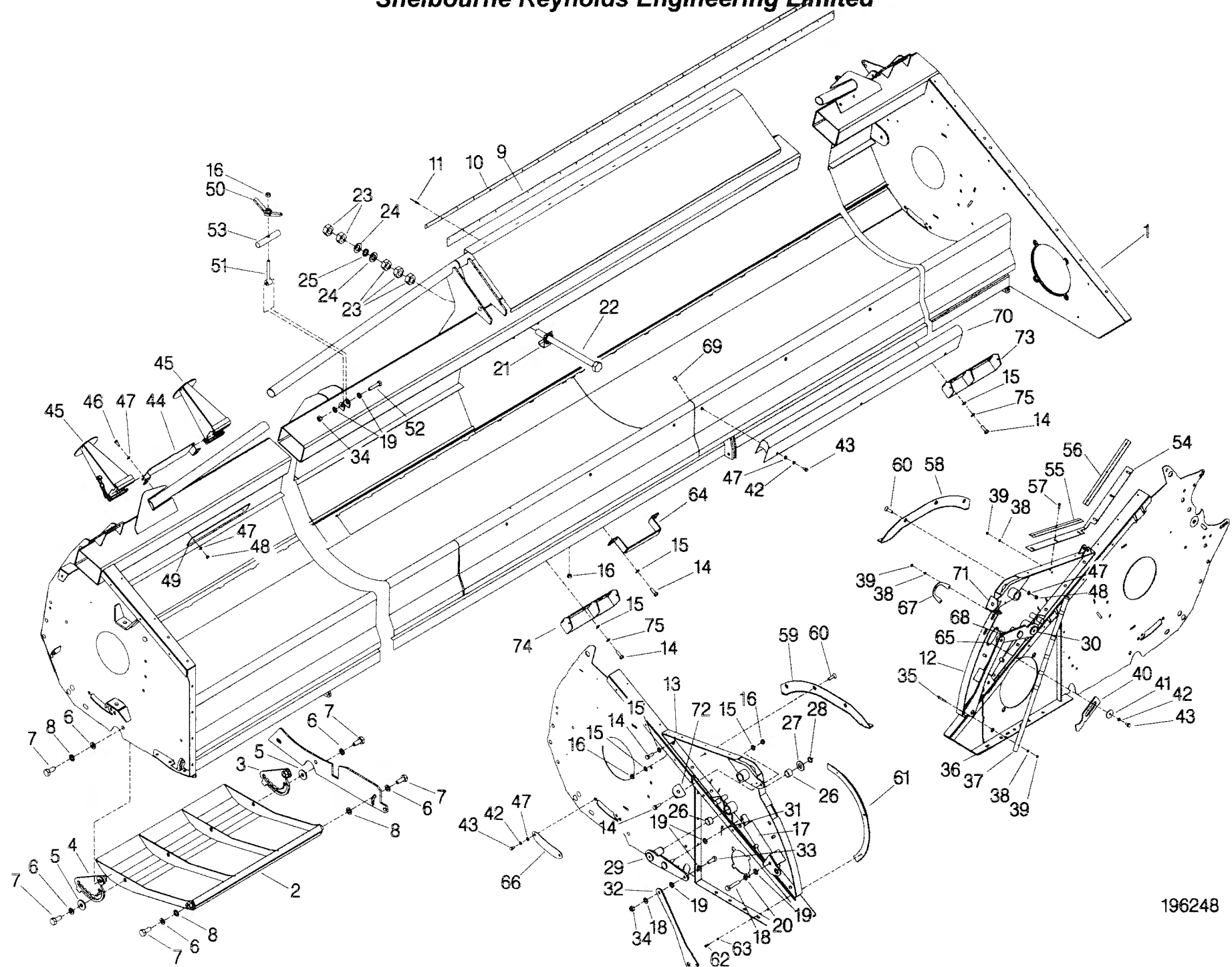
Shelbourne Reynolds Engineering Limited



Shelbourne Reynolds Engineering Limited

ASSY NUMBER: 196248 21				ASSY DESCRIPTION: FRAME & PARTS SUB RSD22			
ITEM	PART NO	DESCRIPTION	QTY	ITEM	PART NO	DESCRIPTION	QTY
1	198193 01	Rsd22 MAINFRAME	1	40	192809 01	NOSE STOP LATCH	1
2	194395 01	SKID ASSY	2	41	190119 05	WASHER	1
3	193828 01	SKID ADJUSTER PLATE LH	2	42	WSH-0058	SPRING WASHER	5
4	193828 02	SKID ADJUSTER PLATE RH	2	43	HSS-0135	SETSCREW	5
5	190119 07	WASHER	4	44	193221 01	HEADER STAND BRACKET	1
6	WSH-0070	SPRING WASHER	12	45	193222 01	HEADER FRONT STAND	2
7	HSS-0316	SETSCREW	12	46	HSS-0140	SET SCREW	2
8	WSH-0024	PLAIN WASHER	8	47	WSH-0012	PLAIN WASHER	14
9	194545 01	RUBBER SEAL	1	48	NUT-0263	NYLOC NUT	8
10	194493 01	CLAMP STRIP	1	49	195541 01	BACKING PLATE	1
11	POP-0006	POP RIVET	25	50	193244 01	RETAINING NUT	2
12	194913 01	LH TOP PLATE ASSY	1	51	193248 01	RETAINING SCREW	2
13	194913 02	RH TOP PLATE ASSY	1	52	BLTA12380	BOLT	2
14	HSS-0191	SET SCREW	22	53	193251 01	RETAINING BAR	2
15	WSH-0015	PLAIN WASHER	34	54	194000 01	RUBBER SEAL	2
16	NUT-0265	NYLOC NUT	18	55	193233 02	SEAL CLAMP	2
17	195075 01	HYDRAULIC RAM ASSY	2	56	193229 01	SEAL CLAMP LONG	2
17a	RMSK00030	RAM SEAL KIT		57	SCW-4960	BUTTON SKT.HD SCREW	12
18	BLTA12410	BOLT	2	58	194385 01	NOSE RUNNER ASSY LH	1
19	WSH-0018	PLAIN WASHER	14	59	194385 02	NOSE RUNNER ASSY RH	1
20	WSH-0065	SPRING WASHER	2	60	SCW-1735	CSK SOCKET HD SCW	6
21	194987 01	LOCKING ASSY	2	61	193363 01	ROTOR DEFLECTOR	2
22	HSSA24994	SET SCREW	2	62	HSS-0084	SET SCREW	6
23	NUT-0190	PLAIN NUT	10	63	WSH-0056	SPRING WASHER	6
24	WSH-0036	PLAIN WASHER	4	64	195126 01	FORK LIFT SHOE PLATE	2
25	190548 62	WASHER	2	65	197309 01	PLATE	2
26	BSHK03047	BUSH	4	66	195844 01	COVER PLATE	2
27	WSH-1547	PLAIN WASHER	2	67	197308 01	HORSE SHOE PLATE	2
28	CIR-1150	CIRCLIP	2	68	HSS-0086	SET SCREW	4
29	194538 06	LIFT ARM LH	1	71	198958 01	LIGHT BRACKET LH (2012 & ON)	1
30	194538 07	LIFT ARM RH	1	OR	194381 01	LIGHT BRACKET LH (UPTO 2012)	1
31	PIN-1150	SPLIT PIN	2	72	198958 02	LIGHT BRACKET RH (2012 & ON)	1
32	194537 01	LINK ARM	2	OR	194381 02	LIGHT BRACKET RH (UPTO 2012)	1
33	HSS-0241	SET SCREW	2	73	195125 01	FORK LIFT STOP PLATE LH	1
34	NUT-0269	NYLOC NUT	4	74	195125 02	FORK LIFT STOP PLATE RH	1
35	HSSA06290	SET SCREW	1	75	WSH-0061	SPRING WASHER	4
36	NUT-0160	PLAIN NUT	1				
37	192494 01	NOSE HEIGHT INDICATOR ROD	1				
38	WSH-0009	PLAIN WASHER	17				
39	NUT-0260	NYLOC NUT	17				

Shelbourne Reynolds Engineering Limited

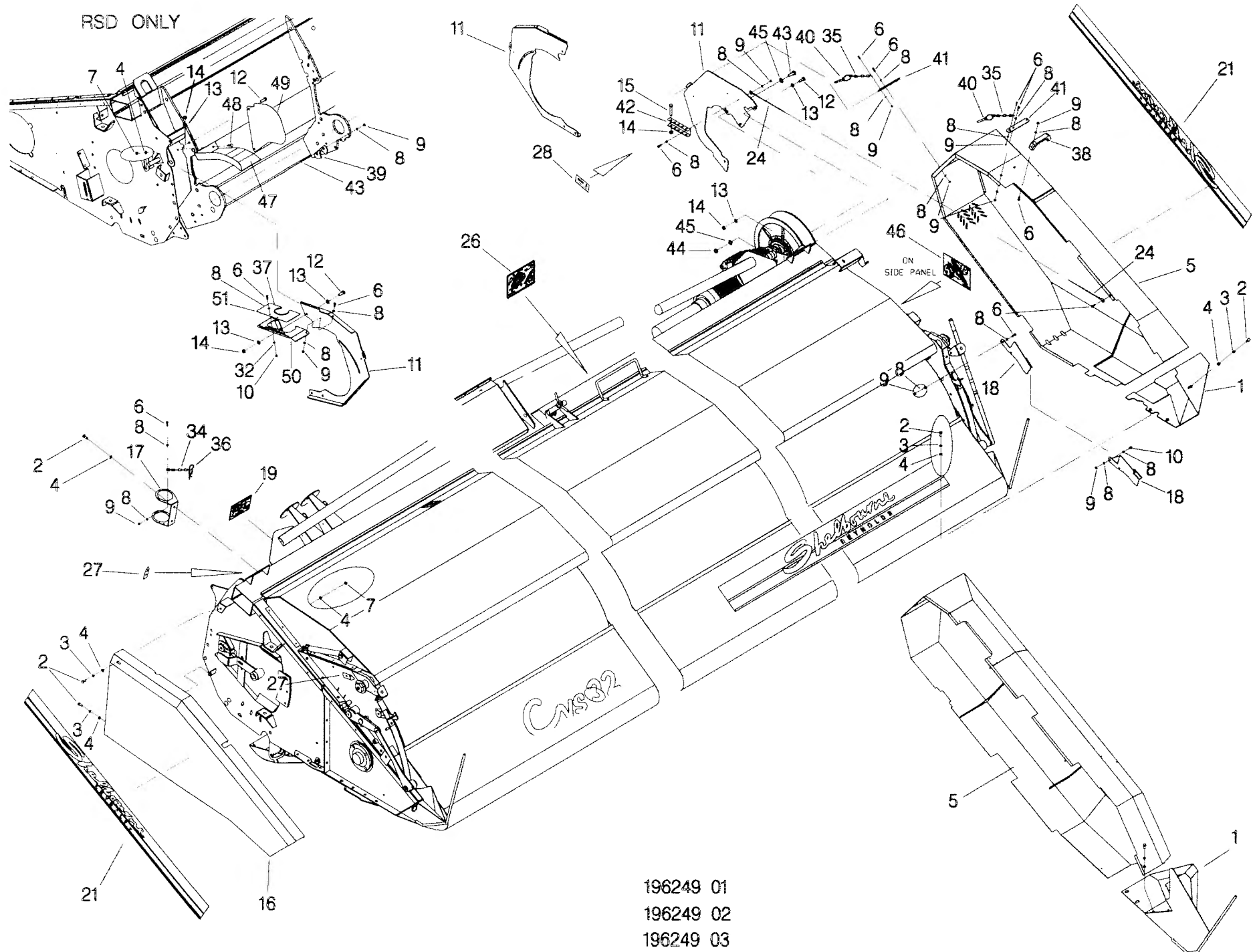


196248

Shelbourne Reynolds Engineering Limited

ASSY NUMBER: 196249 03				ASSY DESCRIPTION: EMBLEMS & GUARDS SUB VS			
ITEM	PART NO	DESCRIPTION	QTY	ITEM	PART NO	DESCRIPTION	QTY
1	198297 01	NOSE GUARD W/A (MID 2009 & ON)	1	39	198322 01	OIL LEVEL VIEWER	1
OR	197970 01	FRONT LH GUARD (2009 CVS ONLY)	1	40	PIN-01950	LYNCH PIN	2
2	HSS-0140	SET SCREW	8	41	198086 01	LATCH PLATE	2
3	WSH-0058	SPRING WASHER	5	42	191841 03	SHEAR BOLT HOLDER	1
4	WSH-0012	PLAIN WASHER	10	43	HSS-0096	SET SCREW	2
5	198246 01	LH SIDE GUARD (POWER BULGE)	1	44			
6	HSS-0086	SET SCREW	14	45			
7	NUT-0263	NYLOC NUT	5	46			
8	WSH-0009	PLAIN WASHER	26	47	198286 01	GEARBOX COVER PLT	1
9	NUT-0260	NYLOC NUT	18	48	HSS-0145	SET SCREW	2
10	SCW-4959	BUTT. SCK HD SCREW	2	49			
11	198013 01	LH REAR BACK PLATE ASSY	1	50	198255 01	ACTUATOR COVER	1
12	HSS-0198	SET SCREW	3	51	198256 01	ACTUATOR SLIDE	1
13	WSH-0015	PLAIN WASHER	8				
14	NUT-0265	NYLOC NUT	8				
15	BLTA10384	HEX.HEAD BOLT	5				
16	194873 01	RH SIDE GUARD	1				
17	194364 01	CANNISTER BRACKET	1				
18	198289 01	GUARD SUPPORT BRACKET	1				
19	197861 01	EMBLEM (PATENTS)	1				
20							
21	198764 01	EMBLEM (SHELBOURNE REYNOLDS)	2				
22							
23							
24							
25							
26	198105 01	EMBLEM (HEADER MAINTENANCE)	1				
27	190702 04	EMBLEM (SLING POINT)	4				
28	613205 01	EMBLEM (SHEARBOLT PART NO)	1				
29							
30							
31							
32	WSH-1036	PENNY WASHER	2				
33	HSS-0084	BOLT	2				
34	CHN-0145	CHAIN	0.17				
35	CHN-0145	CHAIN	0.17				
35	CHN-0145	CHAIN	0.17				
36	CLP-00103	R CLIP	1				
37	EDS-11400	PVC EDGING STRIP	0.16m				
38	HND-0000	BLACK PLASTIC HANDLE	2				

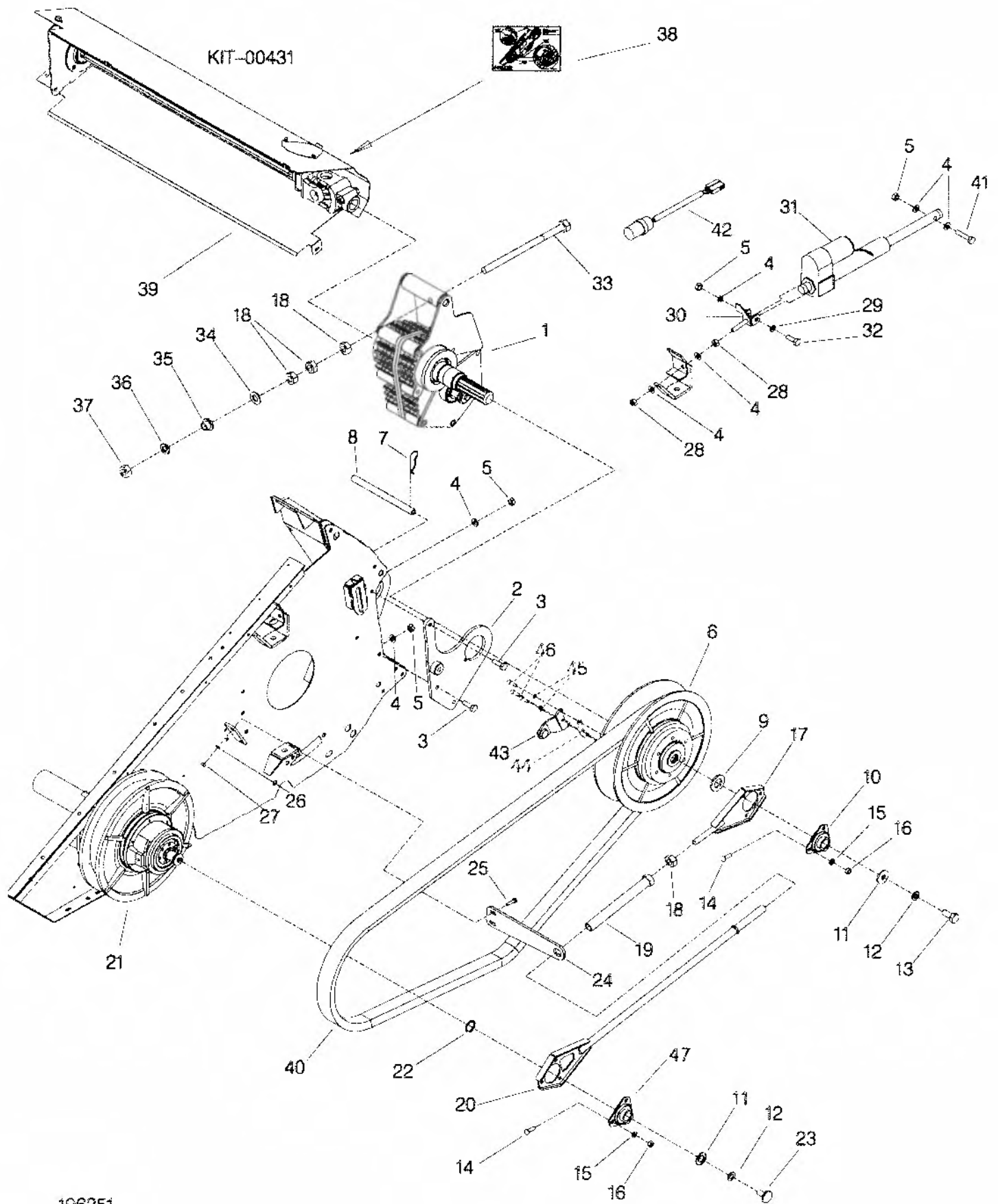
Shelbourne Reynolds Engineering Limited



Shelbourne Reynolds Engineering Limited

ASSY NUMBER: 196251 01				ASSY DESCRIPTION: INPUT/DRIVE MTG SUB ASSY CVS24 & DOWN			
ITEM	PART NO	DESCRIPTION	QTY	ITEM	PART NO	DESCRIPTION	QTY
1	GEA-0058	INPUT GEARBOX ASSY	1	34	WSH-0030	PLAIN WASHER	3
2	198018 01	GEARBOX SUPPORT PLT W/ASSY	1	35	198028 01	REAR SPRING BOSS	1
3	BLTA12290	BOLT	3	36	PIN-1150	SPLIT PIN (2013 & ON)	1
4	WSH-0018	PLAIN WASHER	6	37	NUT-0580	CASTLE NUT (2013 & ON)	2
5	NUT-0269	NYLOC NUT	5	OR	NUTA02200	NYLOC NUT (UPTO 2013)	1
6	KIT-01386	INPUT PULLEY ASSY (2012 & ON)	1	38	198106 01	EMBLEM (VARISPEED DRIVE)	1
OR	KIT-01321	INPUT PULLEY ASSY(UPTO 2012)	1	39			
7	CLP-00103	R CLIP	2	40	BEL-27357	VARI SPEED BELT	1
8	197102 01	LOCATING BAR	1	41	BLTA12380	BOLT	1
9	190119 24	WASHER	1	42	195050 01	LOOM & PLUG ASSY	1
10	BRG-0240	BEARING	1	43	198241 01	CAM ARM PLATE	1
11	190119 99	WASHER (2011 & ON)	2	44	197120 01	ACTUATOR CAM W/A (2012 & ON)	1
OR	190119 99	WASHER (UPTO 2011)	1	45	BRG-15050	BEARING (2012 & ON)	1
12	WSHA30161	LOCK WASHER (2011 & ON)	2	46	PIN-1620	ROLL PIN (2013 & ON)	1
OR	WSH-0070	SPRING WASHER (UPTO 2011)	2	47	BRG-23000	BEARING (2011 & ON)	1
13	HSS-0315	SET SCREW	1	OR	BRG-0240	BEARING (UPTO 2011)	1
14	BLT-3745	COACHBOLT	6				
15	WSH-0015	PLAIN WASHER	6				
16	NUT-0265	NYLOC NUT	6				
17	198232 01	TIE ROD ASSY	1				
18	NUT-0185	PLAIN NUT (2013 & ON)	24				
OR	NUT-0185	PLAIN NUT (UPTO 2013)	4				
19	198235 01	TIE ROD ADJUSTER	1				
20	198236 01	TIE BAR ASSY	1				
21	KIT-01385	ROTOR PULLEY ASSY (2010 & ON)	1				
OR	KIT-01320B	ROTOR PULLEY ASSY (2009 ONLY)	1				
22	190548 56	SPACER	1				
23	HSS-0315	SET SCREW (2011 & ON)	1				
OR	197485 01	RETAINING STUB (UPTO 2011)	1				
24	198237 01	TIE ROD RETAINER	1				
25	HSS-0150	SET SCREW	2				
26	WSH-0012	PLAIN WASHER	2				
27	NUT-0263	NYLOC NUT	2				
28							
29							
30							
31	MOTE11006	ACTUATOR	1				
32	BLTA12440	BOLT	1				
33	198029 04	ADJUSTER ROD	1				

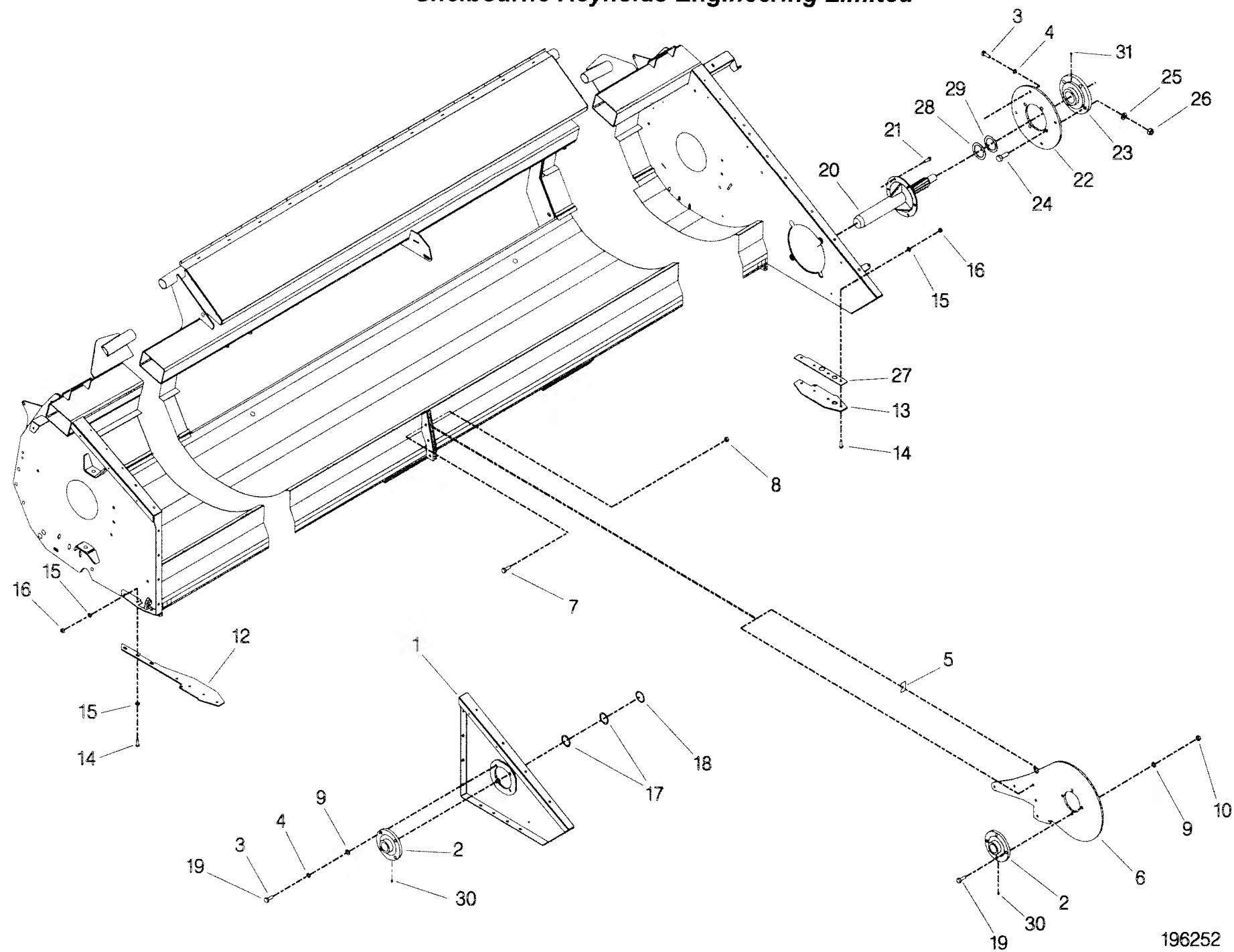
Shelbourne Reynolds Engineering Limited



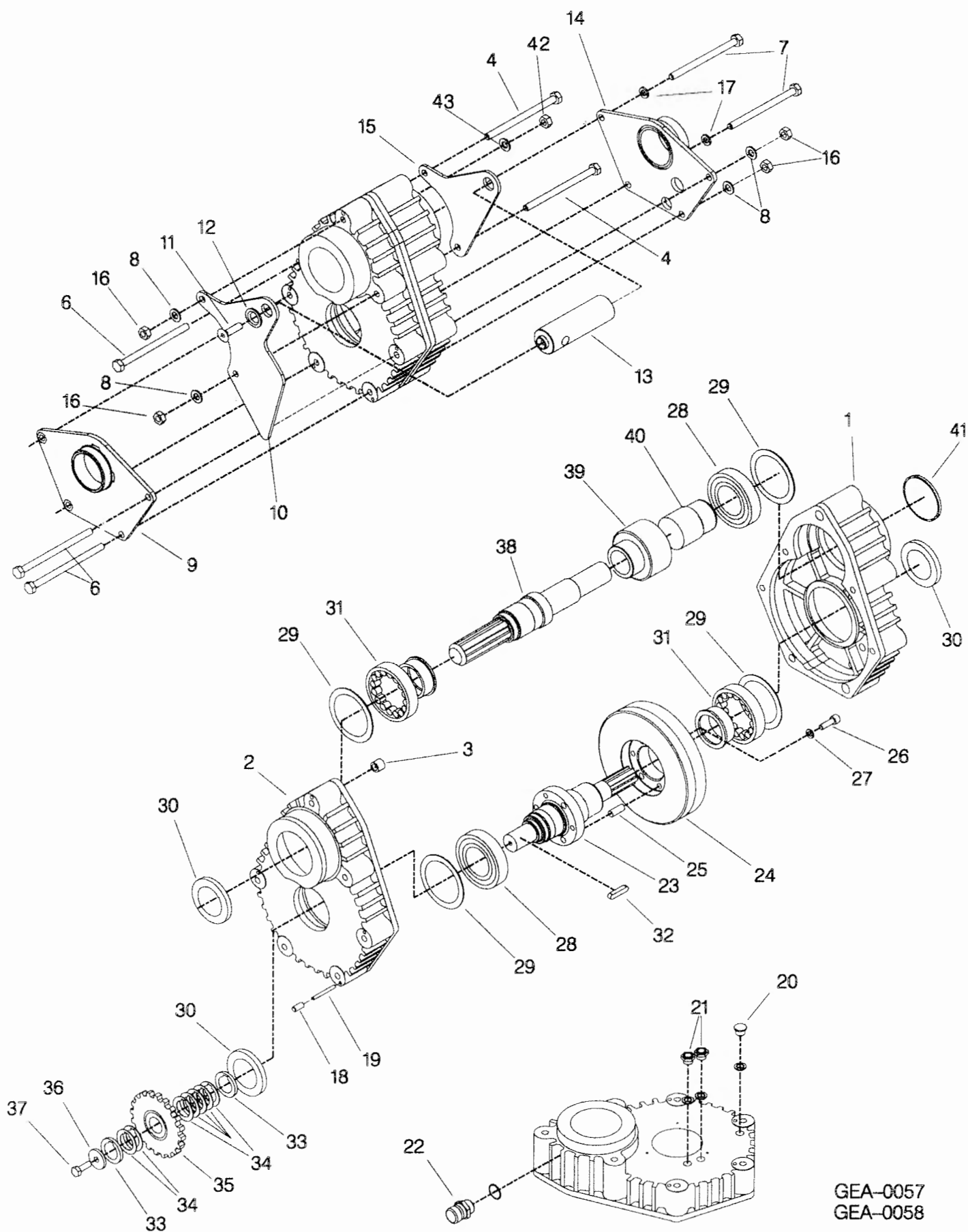
Shelbourne Reynolds Engineering Limited

ASSY NUMBER: 196252 04				ASSY DESCRIPTION: ROTOR MTG SUB ASSY CVS			
ITEM	PART NO	DESCRIPTION	QTY	ITEM	PART NO	DESCRIPTION	QTY
1	194915 01	RH SIDE PLATE ASSY	1				
2	BRG-3275	SUPPORT	2				
3	HSS-0235	SET SCREW	7				
4	WSH-0065	SPRING WASHER	8				
5	194401 01	SHIM	3				
6	194400 01	DIVISION PLATE	1				
7	BLTA12290	HEX.HEAD BOLT	5				
8	NUTA07120	AERO-TIGHT NUT	5				
9	WSH-0018	PLAIN WASHER	8				
10	NUT-0269	NUT	4				
11							
12	194404 01	DIVIDING PLATE RH	1				
13	198991 01	DIVIDING PLATE LH	1				
14	SCW-0516	BUTT SOC HEAD SCREW	10				
15	WSH-0015	PLAIN WASHER	13				
16	NUT-0265	NYLOC NUT	10				
17	192876 01	SHIM (1mm)	5				
18	192876 02	SHIM (2mm)	5				
19	HSS-0250	SET SCREW	5				
20	198077 01	*DRIVE SHAFT W/A (CVS) *	1				
21	HSSG10204	HEX. HEAD SET SCREW	6				
22	195922 01	SUPPORT BRACKET	1				
23	BRG-26041	SUPPORT, 60mm DIA	1				
24	HSS-0318	SET SCREW	4				
25	WSH-0024	PLAIN WASHER FORM A	4				
26	NUT-0271	NYLOC NUT	4				
27	198141 01	FOOT PACKER PLATE	1				
28	190548 30	WASHER 61x84x1	2				
29	190548 31	WASHER 61x84x2	2				
30	NIP-00600	GREASE NIPPLE	2				
31	NIP-0001	GREASE NIPPLE	1				

Shelbourne Reynolds Engineering Limited



ASSY NUMBER: GEA-0058				ASSY DESCRIPTION: INPUT GEARBOX ASSY CVS			
ITEM	PART NO	DESCRIPTION	QTY	ITEM	PART NO	DESCRIPTION	QTY
1	197619 03	CASE HALF (PTO SIDE)	1	42	NUT-0270	NYLOC NUT (THIN)	1
2	197619 02	CASE HALF (PULLEY SIDE)	1	43	WSH-0019	PLAIN WASHER (FORM B)	1
3	192598 01	DOWEL	3				
4	BLTA12810	HEX HEAD BOLT	2				
5							
6	BLTA12750	HEX HEAD BOLT	3				
7	BLT-2276	HEX HEAD BOLT	2				
8	WSH-0018	PLAIN WASHER	4				
9	198021 01	G/BOX MTG PLT LH	1				
10	198026 01	G/BOX ADJ PLT LH	1				
11	SCW-1930	CSK SKT HD SCREW	2				
12	198024 01	CSK WASHER	2				
13	198023 01	GEARBOX ADJUSTER	1				
14	198022 01	G/BOX MTG PLT RH	1				
15	198025 01	G/BOX ADJ PLT RH	1				
16	NUT-0269	NYLOC NUT	4				
17	WSHA20121	SHAKEPROOF WASHER	2				
18	SCW-4535	GRUBSCREW	3				
19	192597 01	JACKING ROD	3				
20	FIT-0253	DRAIN PLUG	1				
21	FITD00005	SIGHT GLASS/SEAL	2				
22	FIT-0255	BREATHER	1				
23	192591 01	INPUT SHAFT	1				
24	REF	GEAR (SEE DRIVE KIT) (192592)	1				
25	PIN-61217	DOWEL PIN	3				
26	SCW-0196	CAP HEAD SCREW	3				
27	WSH-0061	SPRING WASHER	3				
28	BRG-7040	BEARING	2				
29	192596 01	RING	4				
30	SEA-0590	SHAFT SEAL	3				
31	BRG-16080	SUPPORT	2				
32	K1008045	KEY	1				
33	191692 01	SPACER	2				
34	191692 02	SPACER	7				
35	REF	SPROCKET (SEE DRIVE KIT) (192768)	1				
36	190548 01	RETAINING WASHER	1				
37	HSSF10174	HEX HD SCREW	1				
38	194964 01	PINION SHAFT	1				
39	REF	PINION (SEE DRIVE KIT) (193599)	1				
40	195526 01	SLEEVE	1				
41	SEAZ09000	CORE PLUG SEAL	1				

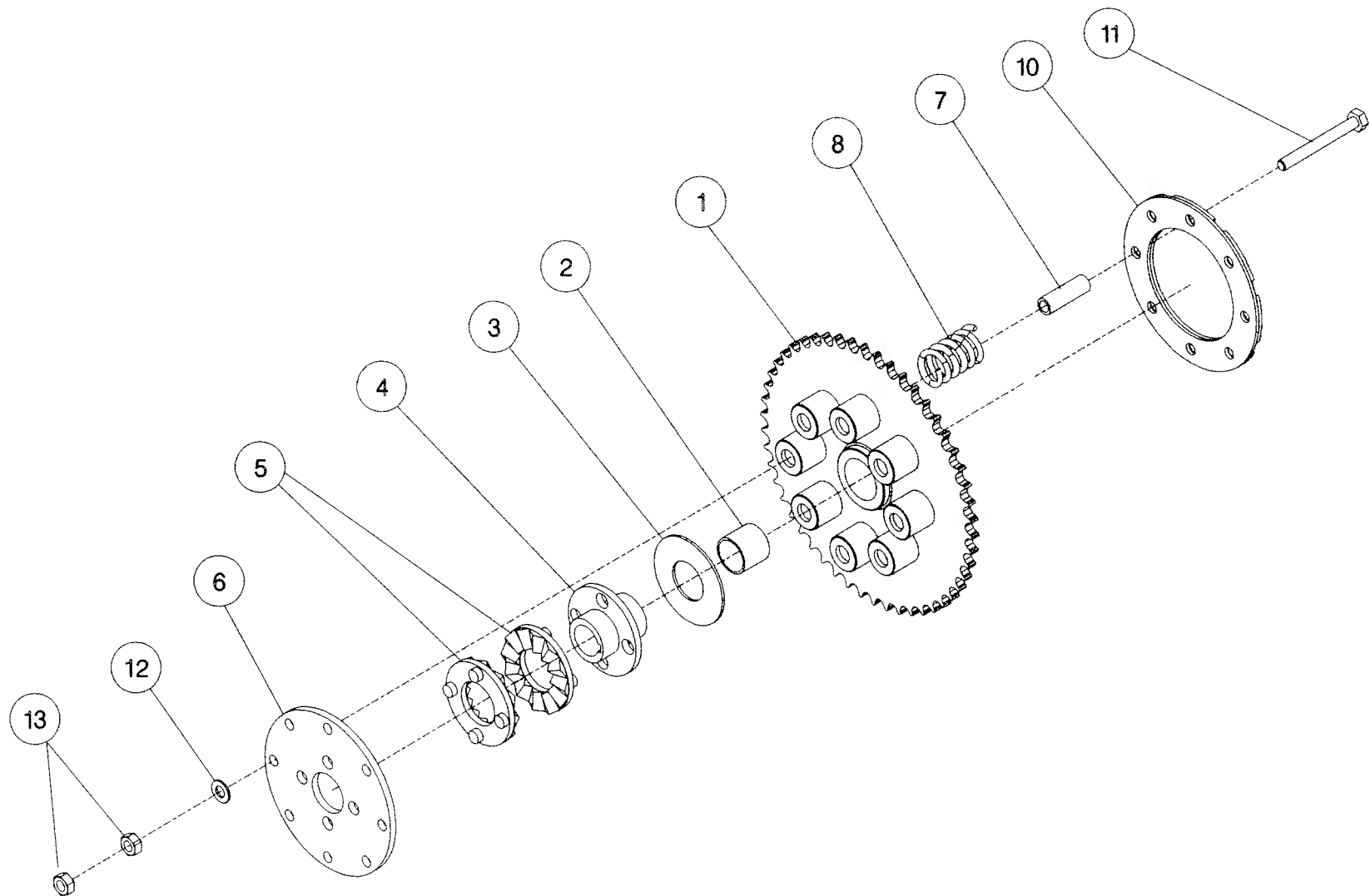


GEA-0057
GEA-0058

Shelbourne Reynolds Engineering Limited

ASSY NUMBER: KIT-00121				ASSY DESCRIPTION: AUGER DRV/SPRKT CLUTCH			
ITEM	PART NO	DESCRIPTION	QTY	ITEM	PART NO	DESCRIPTION	QTY
1	195420 01	50T SPROCKET ASSY	1				
2	BSHK05056	BUSH	1				
3	192008 02	THRUST WASHER	1				
4	195850 01	SPLINED CLUTCH HUB	1				
5	131005	CLUTCH PLATE	2				
6	195429 01	DRIVE DISC	1				
7	131073 04	SPACER	8				
8	131063	SPRING	8				
10	195427 01	LOCKING RING	1				
11	BLT-2270	BOLT	8				
12	WSH-0018	PLAIN WASHER	8				
13	NUT-0170	PLAIN NUT	16				

Shelbourne Reynolds Engineering Limited

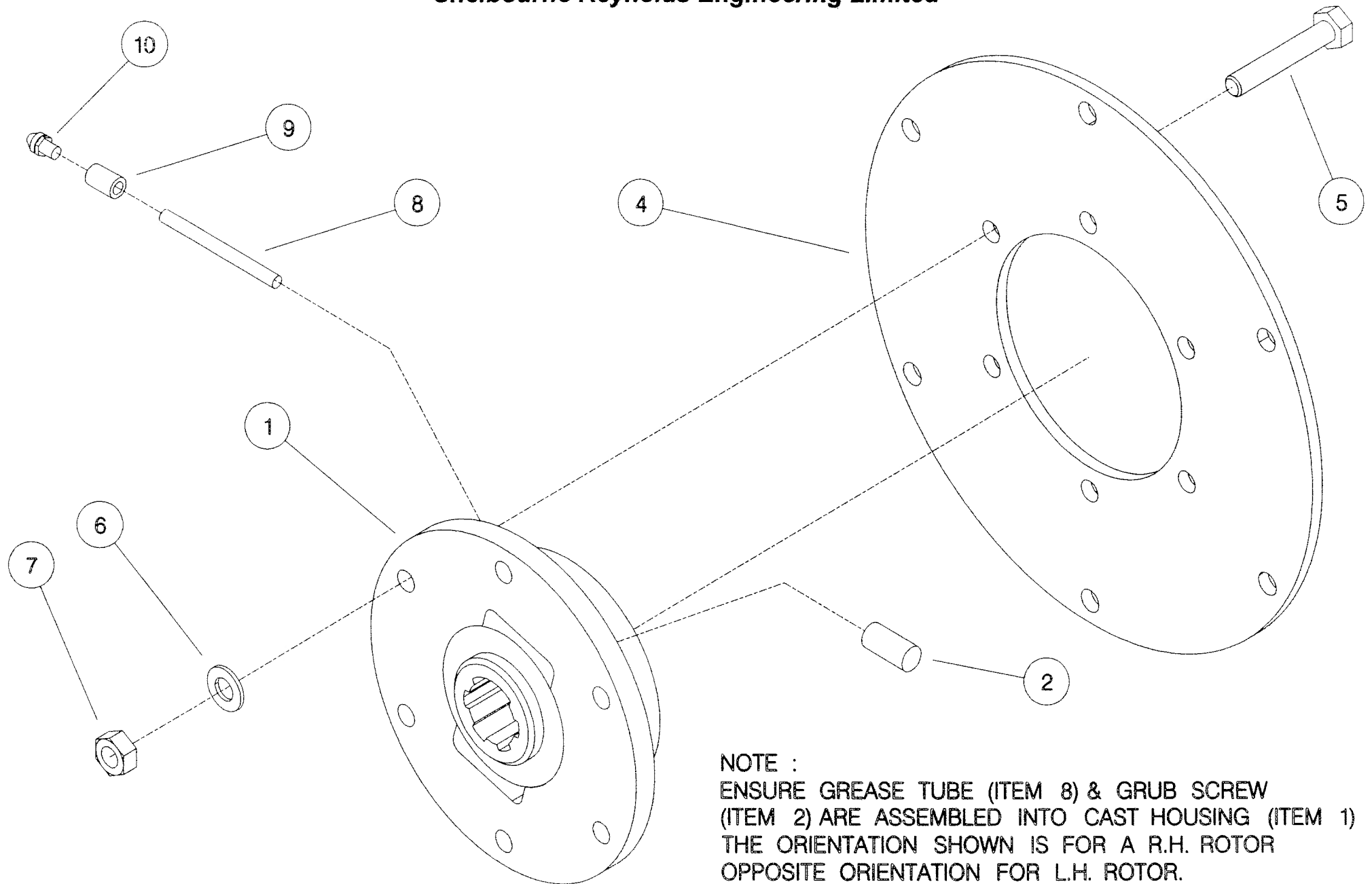


KIT - 00119
KIT - 00121

Shelbourne Reynolds Engineering Limited

ASSY NUMBER: KIT-00976A				ASSY DESCRIPTION: BALL JOINT CTR COUPLING			
ITEM	PART NO	DESCRIPTION	QTY	ITEM	PART NO	DESCRIPTION	QTY
1	193114 05	SPLINED BALL	1				
4	193106 01	DRIVE RING PLATE	1				
5	HSS-0198	SETSCREW	6				
6	WSH-0015	PLAIN WASHER	6				
7	NUT-0265	NYLOC NUT	6				
8	193077 01	GREASE PIPE DTL	1				
9	193078 01	GREASE PIPE SLEEVE	1				
10	NIP-00600	GREASE NIPPLE	1				

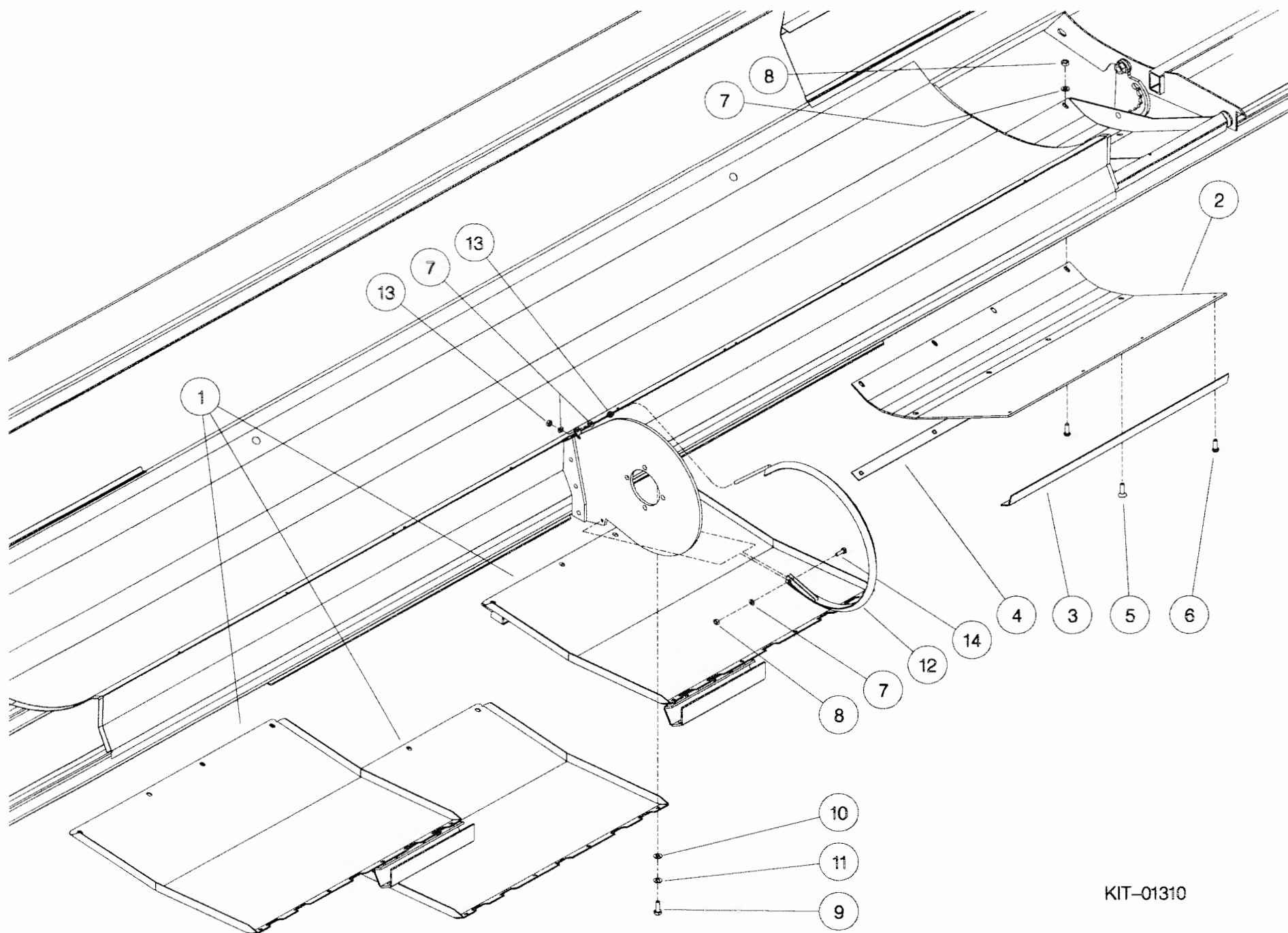
Shelbourne Reynolds Engineering Limited



NOTE :
ENSURE GREASE TUBE (ITEM 8) & GRUB SCREW
(ITEM 2) ARE ASSEMBLED INTO CAST HOUSING (ITEM 1)
THE ORIENTATION SHOWN IS FOR A R.H. ROTOR
OPPOSITE ORIENTATION FOR L.H. ROTOR.

ASSY NUMBER: KIT-01310				ASSY DESCRIPTION: UNIVERSAL BELLY/WEAR KIT			
ITEM	PART NO	DESCRIPTION	QTY	ITEM	PART NO	DESCRIPTION	QTY
1	195866 01	BELLY PAN	3				
2	195111 01	SKID WEAR PLATE	2				
3	195142 01	FIXING PLATE	2				
4	195144 01	FIXING PLATE	2				
5	SCW-1740	CSK SOCKET HD SCW	8				
6	BLT-2700	COACHBOLT	16				
7	WSH-0012	PLAIN WASHER	27				
8	NUT-0263	NYLOC NUT	25				
9	HSS-0191	SET SCREW	8				
10	WSH-0015	PLAIN WASHER	4				
11	WSH-0061	SPRING WASHER	8				
12	192502 01	VEE STRIP ASSY	1				
13	NUT-0164	PLAIN NUT	2				
14	HSS-0140	SET SCREW	1				

Shelbourne Reynolds Engineering Limited

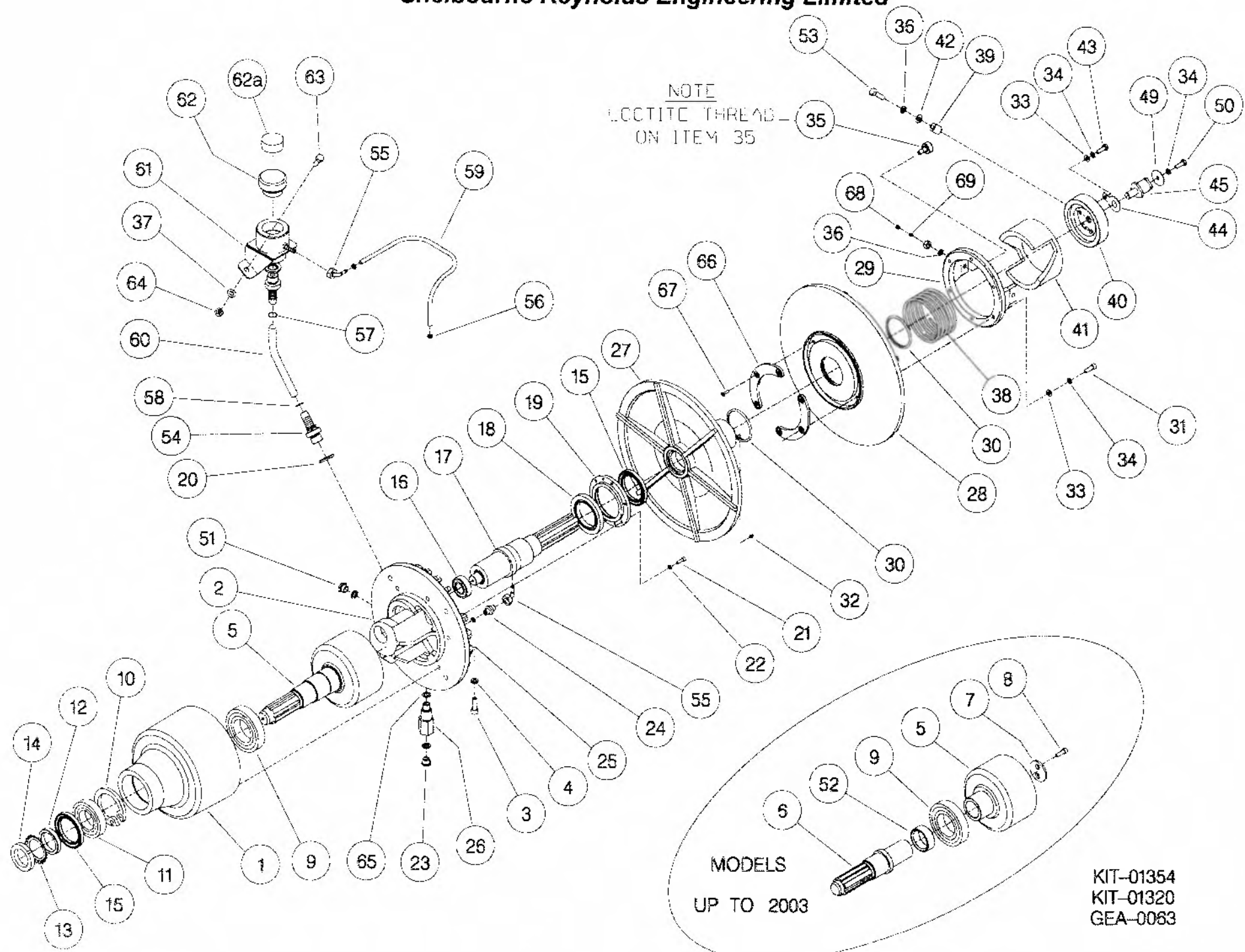


KIT-01310

Shelbourne Reynolds Engineering Limited

ASSY NUMBER: KIT-01320B				ASSY DESCRIPTION: ROTOR PULLEY ASSY			
ITEM	PART NO	DESCRIPTION	QTY	ITEM	PART NO	DESCRIPTION	QTY
27	193570 01	INNER PULLEY SHEAVE	1				
28	193571 01	OUTER PULLEY SHEAVE	1				
29	194194 01	CAM FOLLOWER BRACKET	1				
30	ORA300750	'O'RING	2				
31	HSS-0152	SET SCREW	6				
32	NIP-00610	GREASE NIPPLE	1				
33	WSH-0012	PLAIN WASHER	12				
34	WSH-0058	SPRING WASHER	12				
35	197640 01	CAM FOLLOWER ASSY	2				
36	WSH-0061	SPRING WASHER	2				
37							
38	SPGC00042	SPRING WHITE (2007,08 & ON)	1				
39	194202 01	SLEEVE	2				
40	197522 02	CAM CARRIAGE WHITE(2007,08&ON)	1				
41	194204 01	CAM	1				
42	190119 11	WASHER	2				
43	HSS-0157	SET SCREW	6				
53	HSS-0202	SET SCREW	2				

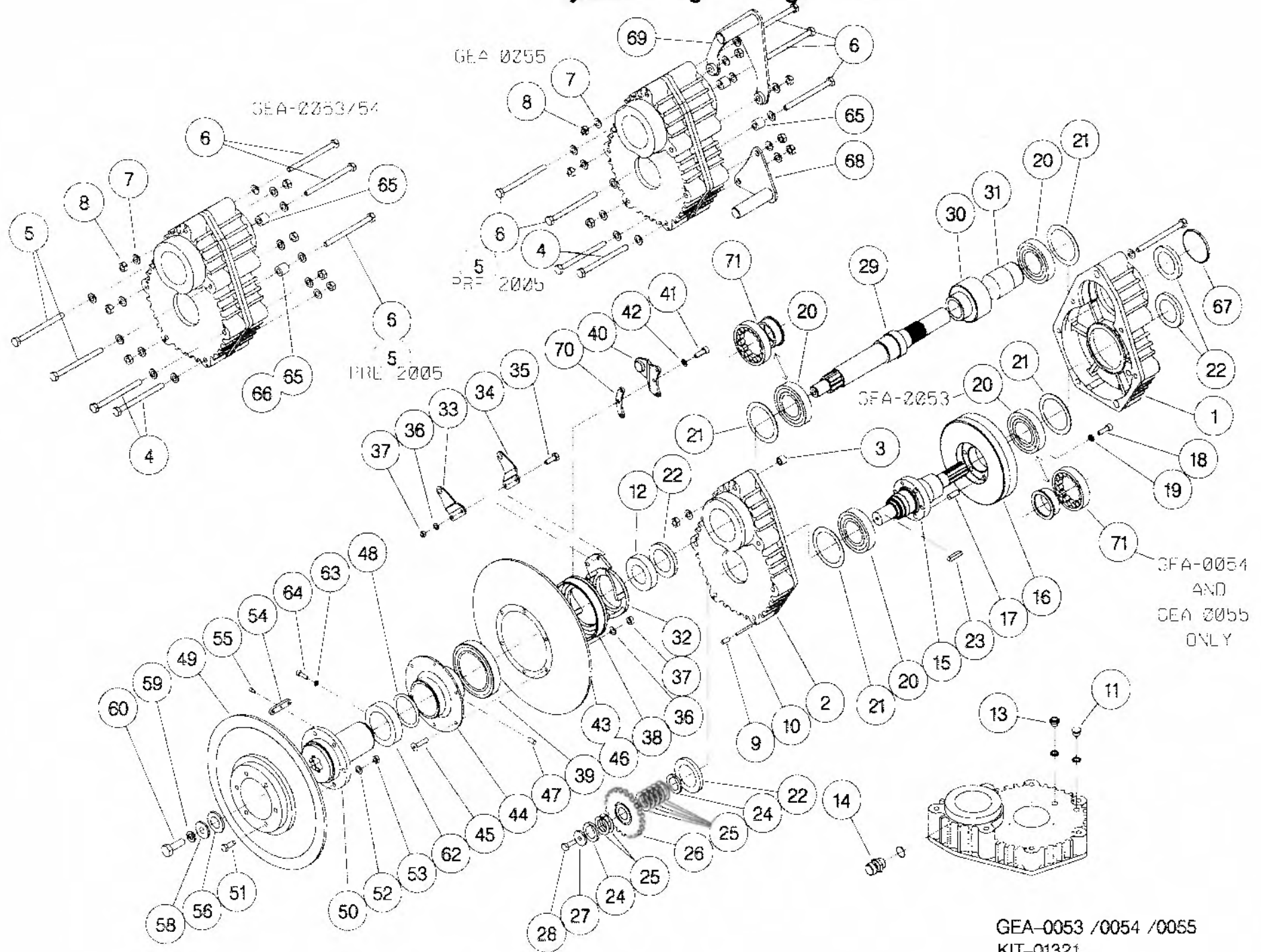
Shelbourne Reynolds Engineering Limited



Shelbourne Reynolds Engineering Limited

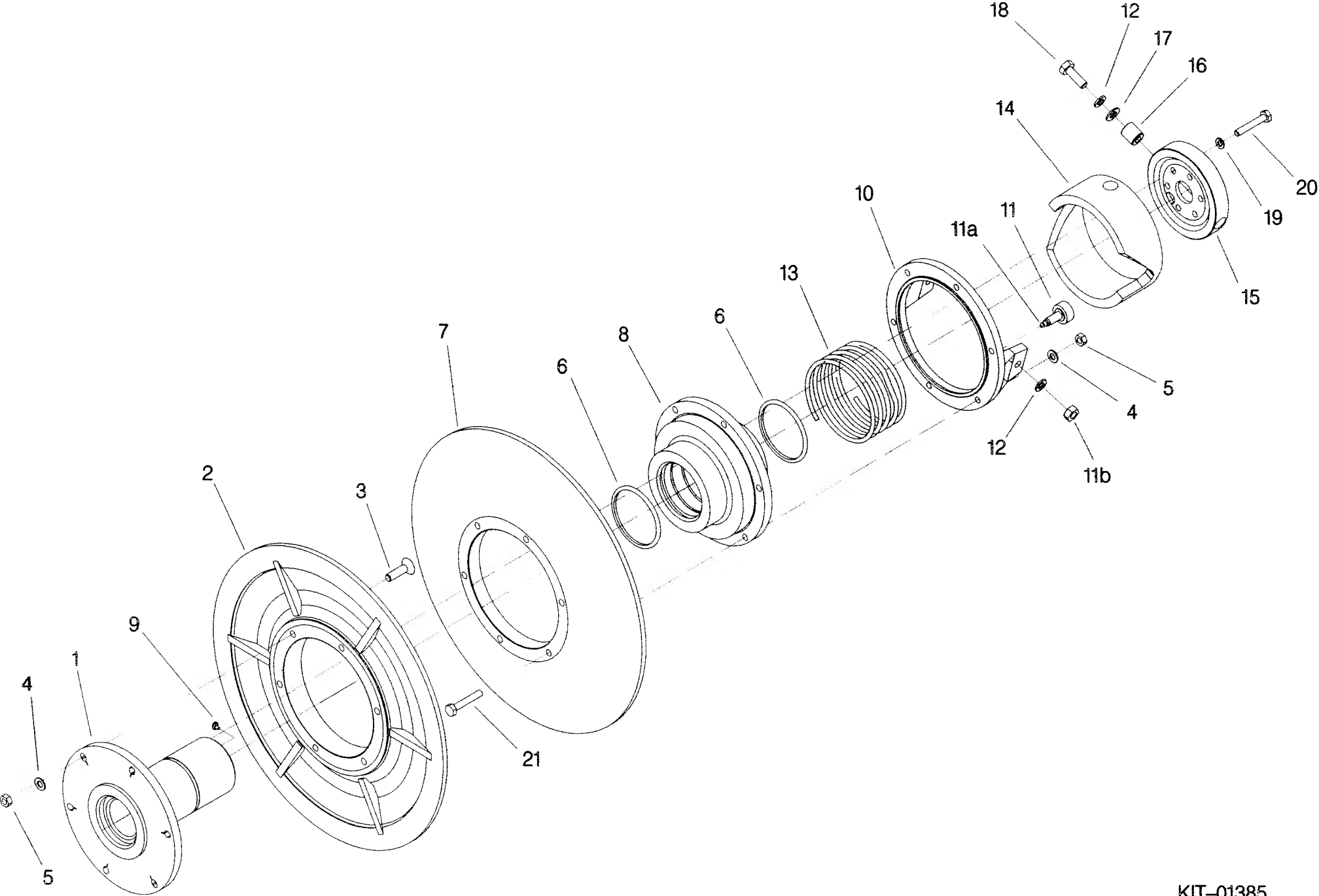
ASSY NUMBER: KIT-01321				ASSY DESCRIPTION: INPUT GEARBOX PULLEY			
ITEM	PART NO	DESCRIPTION	QTY	ITEM	PART NO	DESCRIPTION	QTY
12	BRG-15050	BEARING	1	59	WSH-0070	SPRING WASHER	1
32	197120 01	ACTUATOR CAM ASSY	1	60	HSS-0315	SET SCREW	1
33	197122 01	ACTUATOR ARM PIVOT PLATE LH	1	62	195012 01	'O' RING CAP	1
34	197122 02	ACTUATOR ARM PIVOT PLATE RH	1	63	WSH-0054	SPRING WASHER	3
35	HSS-0150	BOLT	2	64	HSS-0056	SET SCREW	3
36	WSH-0012	WASHER USE WITH SCEA08353 AND ITEM 35	14	70	197465 01	CAM ARM SPACER 2006 & ON	1
OR	WSHA30081	WASHER USE WITH SCEA08323	12				
37	NUT-0263	NYLOC NUT USE WITH SCEA08353 AND ITEM 35	14				
OR	NUT-0164	NYLOC NUT USE WITH SCEA08323	12				
38	194970 01	STATIC CAM	1				
39	BRG-19500	BEARING	1				
40	194978 01	STATIC CAM ARM ASSY	1				
OR	198241 01	CAM ARM PLATE	1				
41	SCW-0133	CAP HEAD SCREW 2006&ON	3				
OR	SCW-0133	CAP HEAD SCREW PRE 2006					
42	WSH-0058	SPRING WASHER	3				
43	197462 01	INNER PULLEY	1				
OR	194946 01	INNER PULLEY	1				
44	197463 01	INNER PULLEY HUB	1				
OR	194963 01	INNER PULLEY HUB	1				
45	SCEA08353	CSK SCREW	12				
OR	SCEA08323	CSK SCREW	12				
OR	SCEA08293	CSK SCREW	6				
46	NIP-00600	GREASE NIPPLE	1				
47	SCW-4528	GRUB SCREW	1				
48	ORA390075	O RING	1				
49	194947 01	OUTER PULLEY	1				
50	194961 01	OUTER PULLEY HUB	1				
51	SCCA10323	CAP HEAD SCREW	6				
52	WSH-0015	PLAIN WASHER	6				
53	NUT-0265	NYLOC NUT	6				
54	194960 01	MODIFIED KEY	2				
55	SCW-0080	CAP HEAD SCREW	4				
56	190119 24	WASHER	1				
58	190119 07	WASHER	1				

Shelbourne Reynolds Engineering Limited



Shelbourne Reynolds Engineering Limited

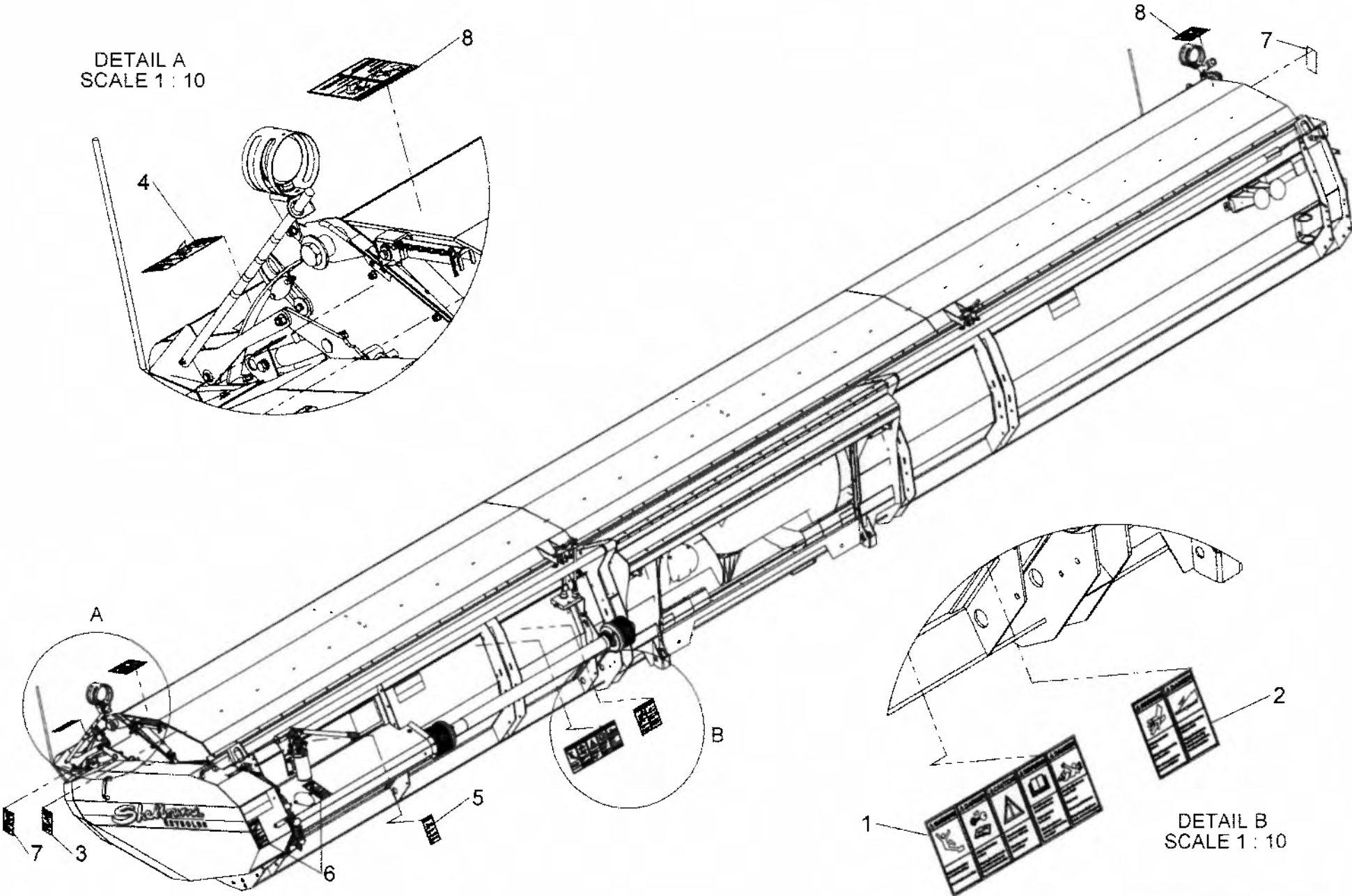
ASSY NUMBER: KIT-01385				ASSY DESCRIPTION: ROTOR PULLEY ASSY (BOLT IN HUBS)2010 & ON			
ITEM	PART NO	DESCRIPTION	QTY	ITEM	PART NO	DESCRIPTION	QTY
1	199349 01	INNER PULLEY HUB	1				
2	198269 01	INNER FRONT PULLEY	1				
3	SCEA08353	CSK.SOC HD SCREW	6				
4	WSH-0012	PLAIN WASHER	12				
5	NUT-0263	NYLOC NUT	12				
6	ORA300750	O RING	2				
7	198268 01	OUTER FRONT PULLEY	1				
8	199409 01	OUTER PULLEY HUB	1				
9	NIP-00610	GREASE NIPPLE	1				
10	198267 01	CAM FOLLOWER BRACKET	1				
11	197640 01	CAM FOLLOWER BEARING ASSY	2				
11a	NIP-00600	GREASE NIPPLE					
11b	NUTE01100	PLAIN NUT					
12	WSH-0061	SPRING WASHER	4				
13	SPGC00042	SPRING (WHITE)	1				
14	194204 01	CAM	1				
15	197522 02	CAM CARRIAGE	1				
16	194202 01	SLEEVE	2				
17	190119 11	WASHER	2				
18	HSS-0202	SETSCREW	2				
19	WSH-0058	SPRING WASHER	6				
20	HSS-0155	SETSCREW	6				
21	BLTA08350	HEX HEAD BOLT	6				




Shelbourne Reynolds Engineering Limited

ASSY NUMBER: KIT-01401				ASSY DESCRIPTION: SAFETY DECAL KIT NORTH AMERICA			
ITEM	PART NO	DESCRIPTION	QTY	ITEM	PART NO	DESCRIPTION	QTY
1	199401 01	EMBLEM - TRANSFER BLOCK	1				
2	199402 01	EMBLEM - TRANSFER BLOCK	1				
3	198843 01	EMBLEM - HOOD LOCK	1				
4	198836 01	EMBLEM - CROP DEFLECTOR LOCK	1				
5	198839 01	EMBLEM - AUGER	1				
6	198837 01	EMBLEM - MOVING PARTS UNDER	2				
7	198833 01	EMBLEM - CROP DEFLECTOR HAND	2				
8	199403 01	EMBLEM - TRANSFER BLOCK	2				

Shelbourne Reynolds Engineering Limited



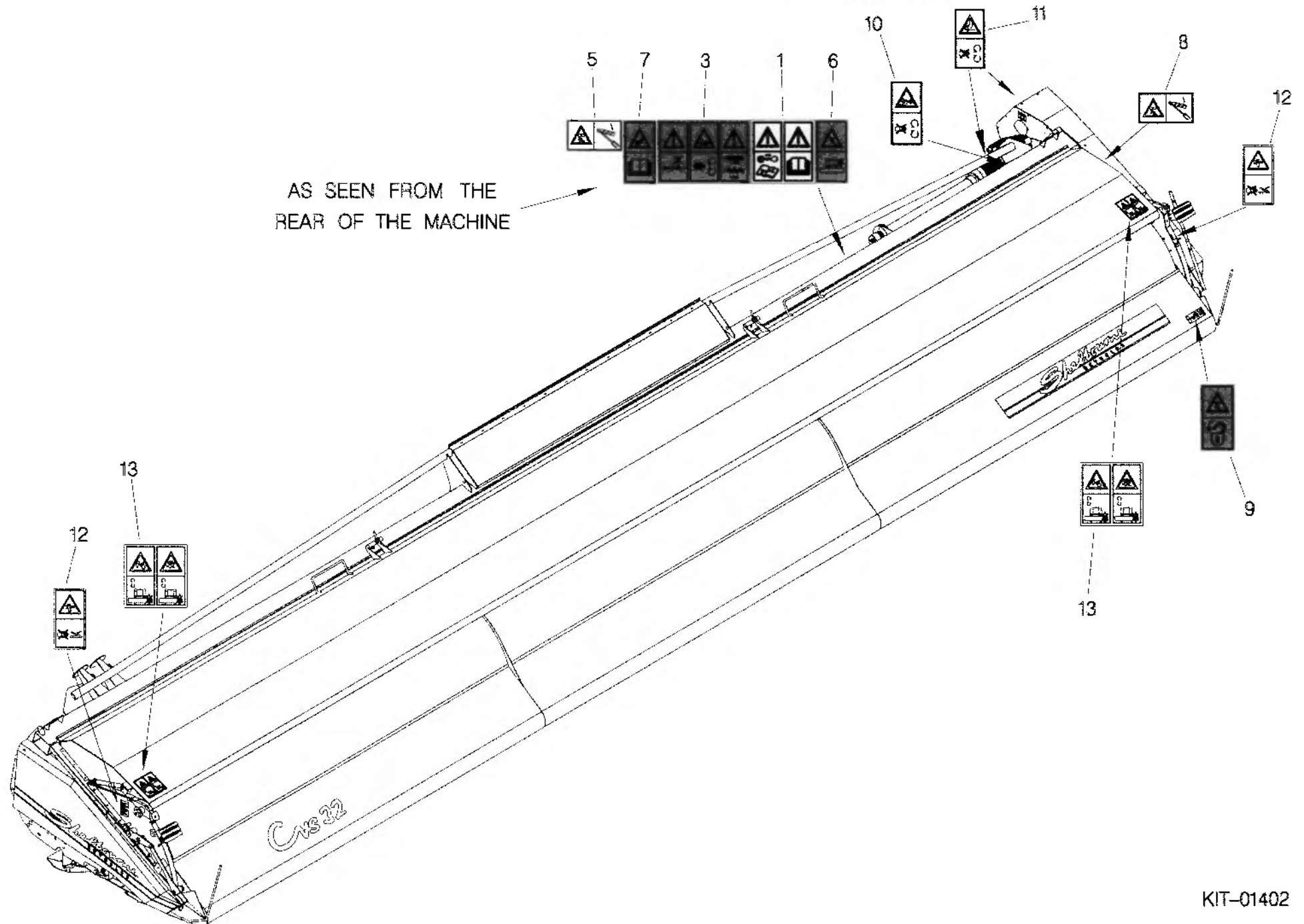
KIT-04101



Shelbourne Reynolds Engineering Limited

ASSY NUMBER: KIT-01402				ASSY DESCRIPTION: SAFETY DECAL KIT ISO			
ITEM	PART NO	DESCRIPTION	QTY	ITEM	PART NO	DESCRIPTION	QTY
1	TNF-0011	EMBLEM - SAFETY MAINTENANCE	1				
2		OPERATORS MANUAL					
3	TNF-0012	EMBLEM - PTO GUARDS	1				
4		ROTOR/AUGER SPEED					
		PTO CHAIN					
5	210435 01	EMBLEM - FEEDER HOUSE LOCK	1				
6	198847 01	EMBLEM - CLIMBING	1				
7	198846 01	EMBLEM - HIGH PRESSURE OIL	1				
8	210435 01	EMBLEM - HOOD LOCK	1				
9	198845 01	EMBLEM - CROP DEFLECTOR LOCK	1				
10	193393 01	EMBLEM - AUGER	1				
11	193392 01	EMBLEM - MOVING PARTS UNDER	2				
12	800215 01	EMBLEM - CROP DEFLECTOR HAND	2				
13	TNF-0010	EMBLEM - FLYING OBJECTS	2				
14		ROTOR ENTANGLEMENT					

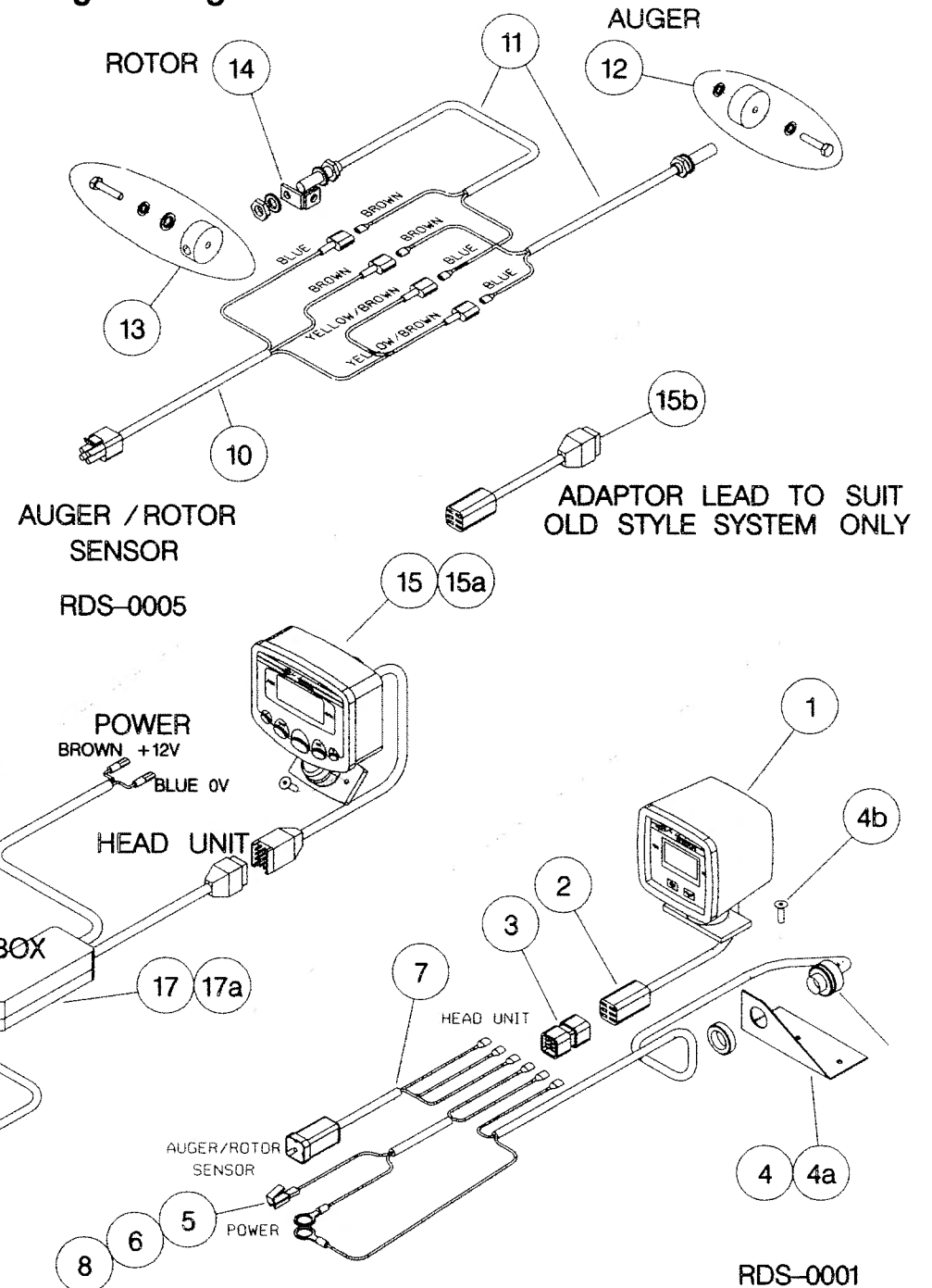
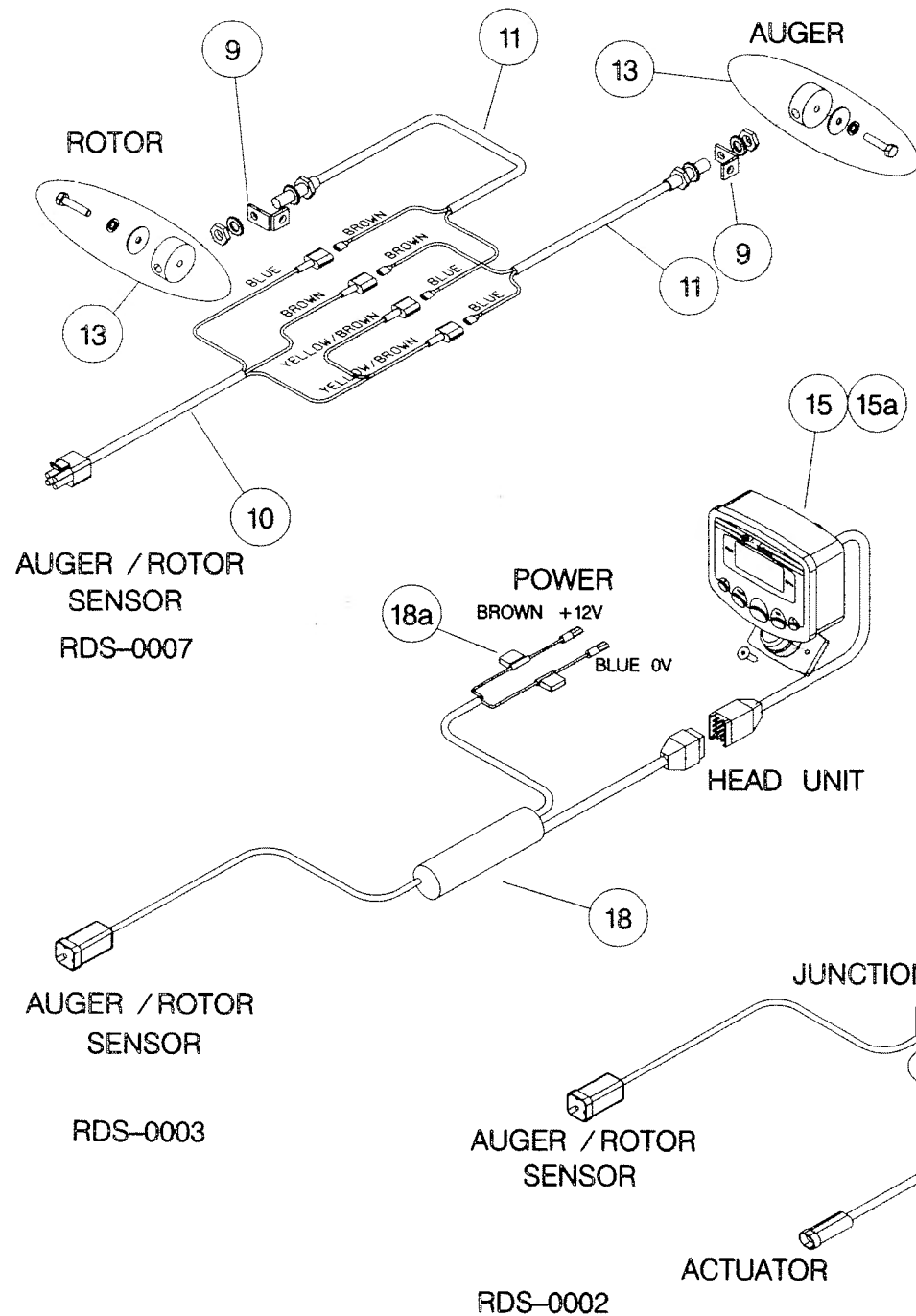
Shelbourne Reynolds Engineering Limited



Shelbourne Reynolds Engineering Limited

ASSY NUMBER: RDS-0001/RDS-0002/RDS-0003 & RDS-0005/RDS-0007				ASSY DESCRIPTION: RDS EQUIPMENT ALL YEARS			
ITEM	PART NO	DESCRIPTION	QTY	ITEM	PART NO	DESCRIPTION	QTY
1	RDS-0010	TACHO HEAD COMPLETE	1	12	RDS-0019	MAGNET	1
1a	RDS-0022	PLASTIC LOCK NUT & BALL	1	12a	HSS-0088	SETSCREW	1
1b	RDS-0024	POD FOOT	1	12b	WSH-0056	SPRING WASHER	1
2	RDS-0011	TACHO HEAD PLUG AND ARMS	1	12c		FIBRE WASHER	2
3	RDS-0012	HARTING CONNECTOR	1	13	RDS-0020	MAGNET CARRIER	1or2
3a		STICKER	1	13a	HSS-0088	SET SCREW	1
4	RDS-0013	AUDIBLE ALARM	1	13b	WSH-0056	SPRING WASHER	1
4a		FIXING BRACKET	1	13c	WSH-1036	PENNY WASHER	1
4b		SELF TAP.SCREWS	2	14	RDS-0021	ROTOR SENSOR BRACKET	1
5	RDS-0014	POWER CONNECTION LEAD	1	15	RDS-0027	TACHO HEAD COMPLETE	1
6	FUS-0022	FUSE (2 AMP BLADE)	1	15a	RDS-0029	TACHO HEAD FIX.ARM KIT	1
7	RDS-0015	COMBINE LEAD	1	15c	RDS-0006	CONNECTOR LEAD (SPARES ONLY)	1
8	RDS-0016	24V-12V CONVERTER KIT (SPARE PART ONLY)	1	16			
9	198323 01	SENSOR BRACKET (SLOTTED)	2	17	RDS-0028	JUNCTION BOX/COMBINE LEAD	1
10	RDS-0017	HEADER LEAD	1	17a	FUS-00026	FUSE (15 AMP BLADE)	1
11	RDS-0018	SHAFT SENSOR C/W FITTINGS	2	18	RDS-0030	COMBINE LEAD (RSD ONLY)	1
11a	RDS-0018A	PLAIN NUT	2	18a	FUS-0022	FUSE (2 AMP BLADE)	1
11b	WSHA20121	SHAKEPROOF WASHER	2				

Shelbourne Reynolds Engineering Limited



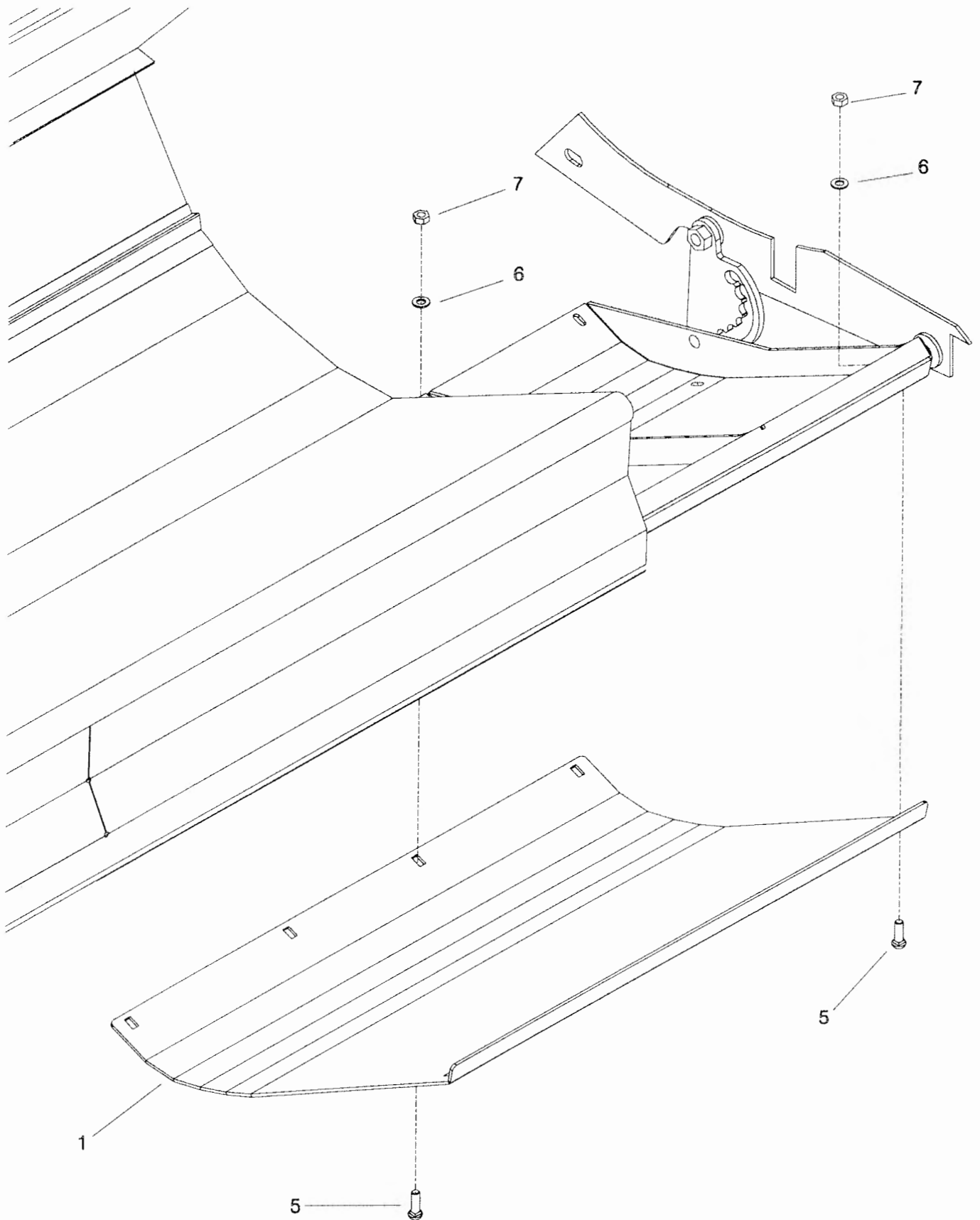
Shelbourne Header Rvs Range

Kit Options

Shelbourne Reynolds Engineering Limited

ASSY NUMBER: KIT-01340				ASSY DESCRIPTION: STEEL SKID COVER KIT			
ITEM	PART NO	DESCRIPTION	QTY	ITEM	PART NO	DESCRIPTION	QTY
1	197369 01	STEEL SKID COVER	2				
5	BLT-2700	COACHBOLT	16				
6	WSH-0012	PLAIN WASHER	16				
7	NUT-0263	NYLOC NUT	16				

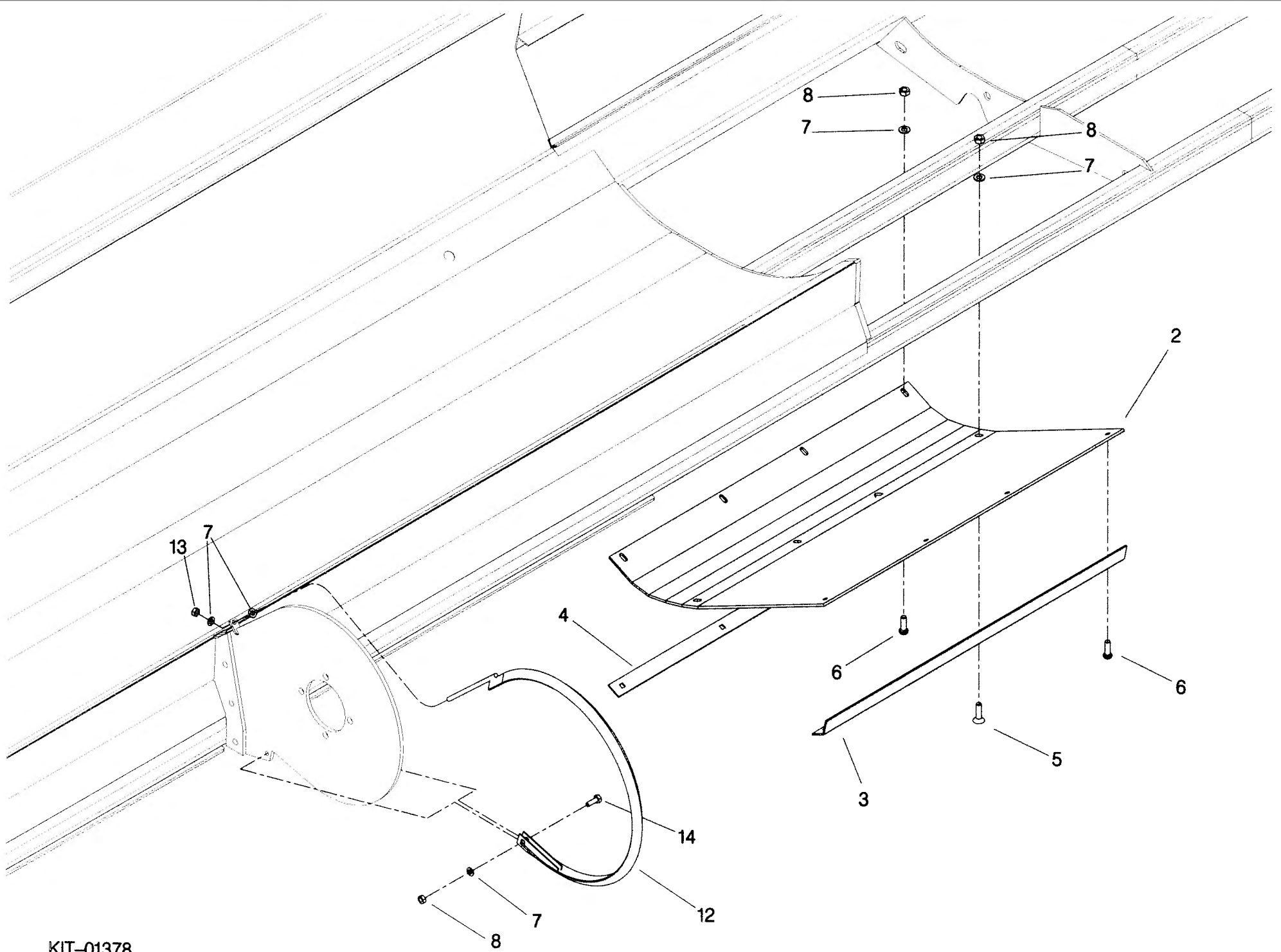
Shelbourne Reynolds Engineering Limited



KIT-01340

Shelbourne Reynolds Engineering Limited

ASSEMBLY NO: KIT-01378				ASSEMBLY DESCRIPTION: POLY PLATE & VEE STRIP KIT			
ITEM	PART NO	DESCRIPTION	QTY	ITEM	PART NO	DESCRIPTION	QTY
1							
2	195111 01	SKID WEAR PLATE	2				
3	195142 01	FIXING PLATE	2				
4	195144 01	FIXING PLATE	2				
5	SCW-1740	SCREW	8				
6	BLT-2700	COACH BOLT	16				
7	WSH-0012	WASHER	27				
8	NUT-0263	NUT	25				
9							
10							
11							
12	192502 01	V STRIP	1				
13	NUT-0164	NUT	2				
14	HSS-0140	SET SCREW	1				

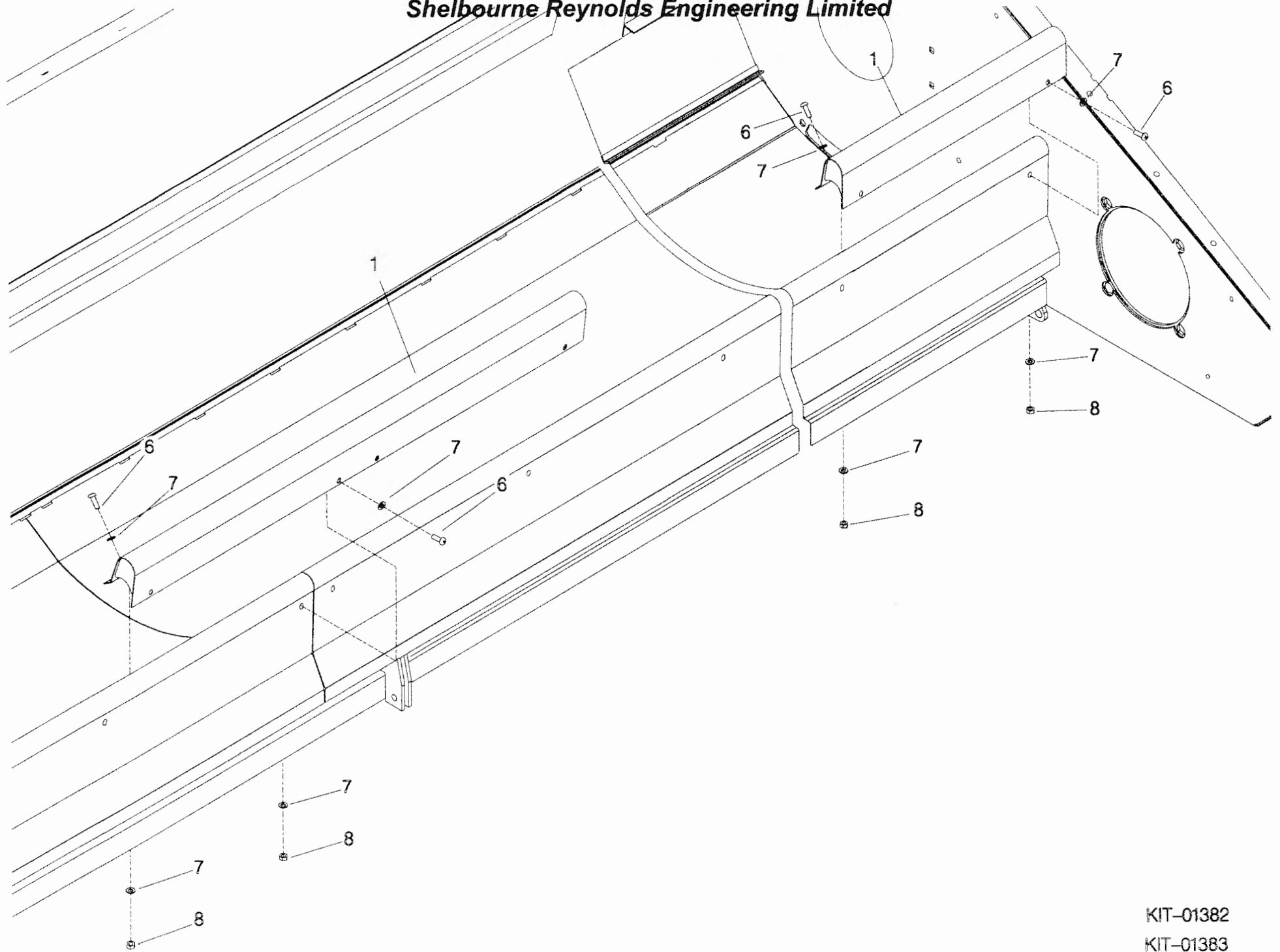


KIT-01378

Shelbourne Reynolds Engineering Limited

ASSY NUMBER: KIT-01382				ASSY DESCRIPTION: 2009 RSD 1.2mt SPILL PLT EXT KIT			
ITEM	PART NO	DESCRIPTION	QTY	ITEM	PART NO	DESCRIPTION	QTY
1	198215 01	1.2mt SPILL PLT EXT	1			FITTING INSTRUCTIONS THIS IS A TWO MAN JOB. ALWAYS WEAR THE APPROPRIATE SAFETY EQUIPMENT. PLACE THE SPILL PLATE EXTENSIONS ONTO THE FRONT OF THE GRAINSTRIPPER. THE HOLES IN THE SPILL PLATES SHOULD LINE UP WITH THOSE IN THE FRONT OF THE GRAINSTRIPPER BOLT TOGETHER LOOSELY. MARK OUT WHERE THE HOLES NEED TO BE DRILLED TO ENABLE YOU TO BOLT THE SPILL PLATES ONTO THE GRAINSTRIPPER PAN. DRILL OUT THE HOLES. BOLT TOGETHER LOOSELY. ONCE ALL THE SPILL PLATES ARE IN PLACE YOU CAN TIGHTEN ALL THE BOLTS.	
6	SCW-0525	BUTT HD SCREW	8				
7	WSH-0012	PLAIN WASHER	16				
8	NUT-0263	NYLOC NUT	8				

Shelbourne Reynolds Engineering Limited



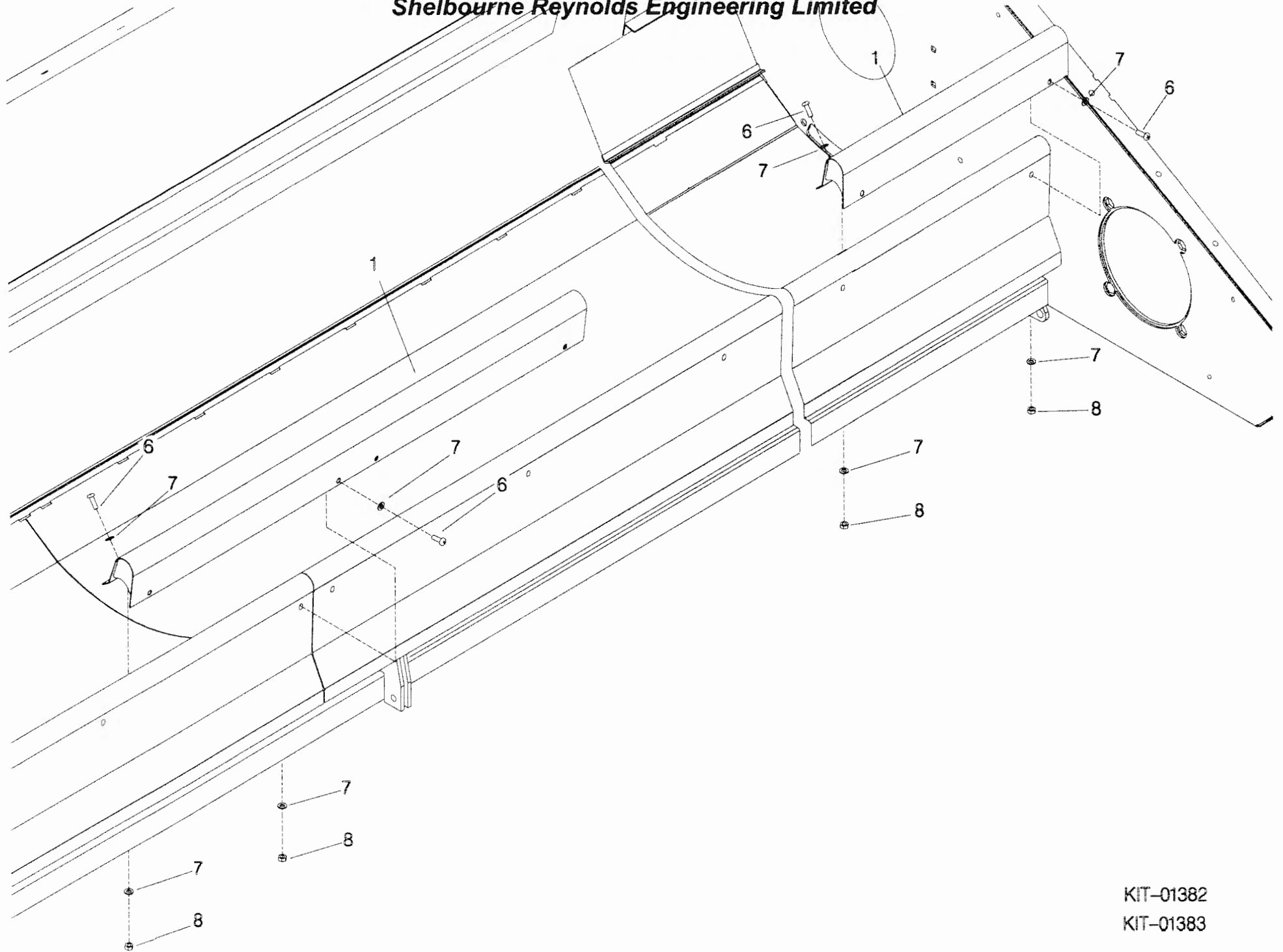
KIT-01382

KIT-01383

Shelbourne Reynolds Engineering Limited

ASSY NUMBER: KIT-01383				ASSY DESCRIPTION: SPILL PLT EXT KIT 2009 RSD			
ITEM	PART NO	DESCRIPTION	QTY	ITEM	PART NO	DESCRIPTION	QTY
1	198215 02	SHORT SPILL PLATE ASSY	1			FITTING INSTRUCTIONS. THIS IS A TWO MAN JOB. ALWAYS WEAR THE APPROPRIATE SAFETY EQUIPMENT. PLACE THE SPILL PLATE EXTENSION ONTO THE FRONT OF THE GRAINSTRIPPER. THE HOLES IN THE SPILL PLATES SHOULD LINE UP WITH THOSE IN THE FRONT OF THE GRAINSTRIPPER. BOLT TOGETHER LOOSELY. MARK OUT WHERE THE HOLES NEED TO BE DRILLED TO ENABLE YOU TO BOLT THE SPILL PLATES ONTO THE GRAINSTRIPPER PAN. DRILL OUT THE HOLES. BOLT TOGETHER LOOSELY. ONCE ALL THE SPILL PLATES ARE IN PLACE YOU CAN TIGHTEN ALL BOLTS.	
6	SCW-0525	SKT BUTTON HD SCREW	4				
7	WSH-0012	PLAIN WASHER	8				
8	NUT-0263	NYLOC NUT	4				

Shelbourne Reynolds Engineering Limited



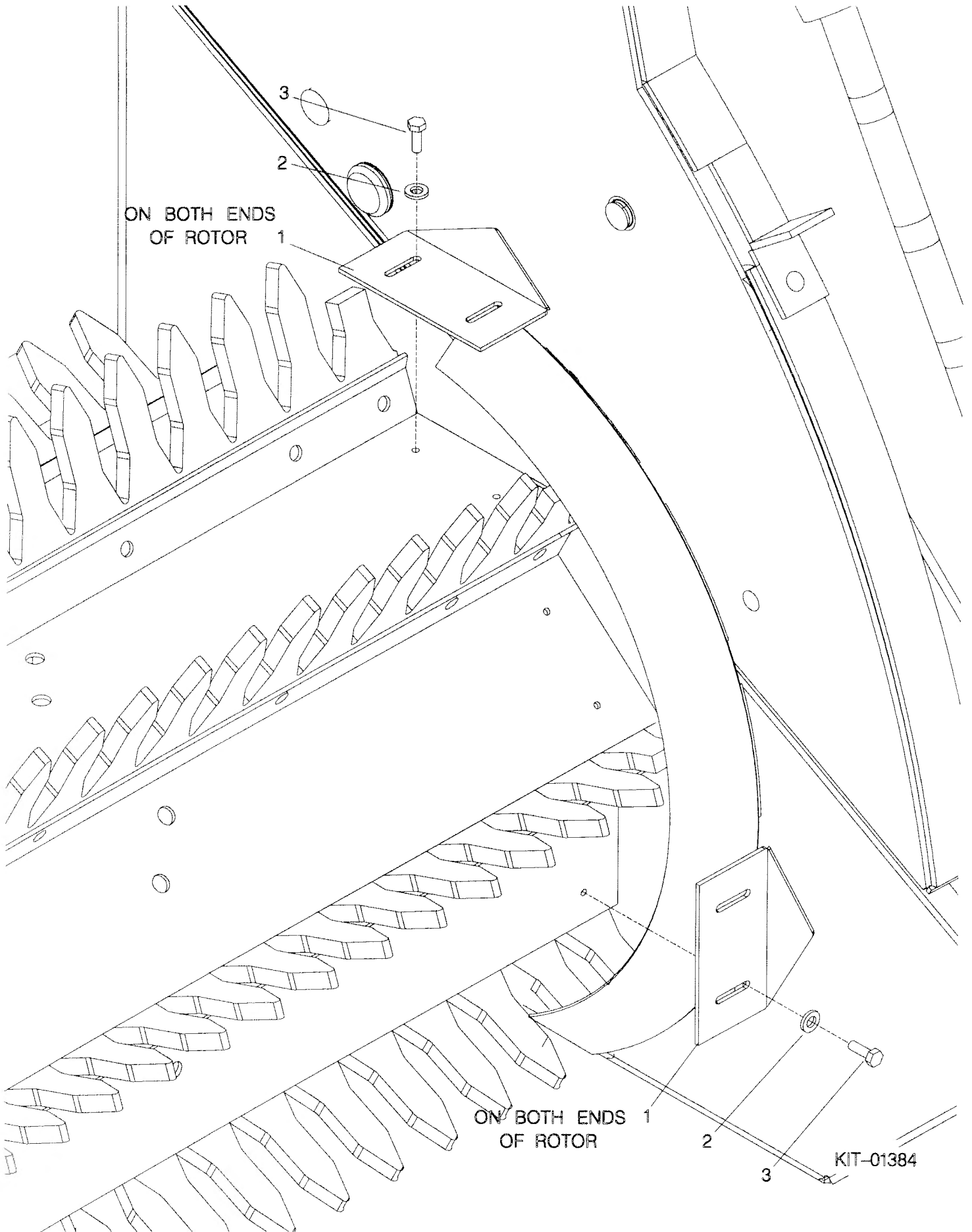
KIT-01382

KIT-01383

Shelbourne Reynolds Engineering Limited

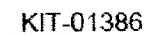
ASSY NUMBER: KIT-01384				ASSY DESCRIPTION: ANTI-WRAP PLATE KIT			
ITEM	PART NO	DESCRIPTION	QTY	ITEM	PART NO	DESCRIPTION	QTY
1	192679 01	ANTI-WRAP PLATE	8				
2	WSH-1034	PENNY WASHER	16				
3	SCW-5180	SELF TAP SCREW	16				

Shelbourne Reynolds Engineering Limited



Shelbourne Reynolds Engineering Limited

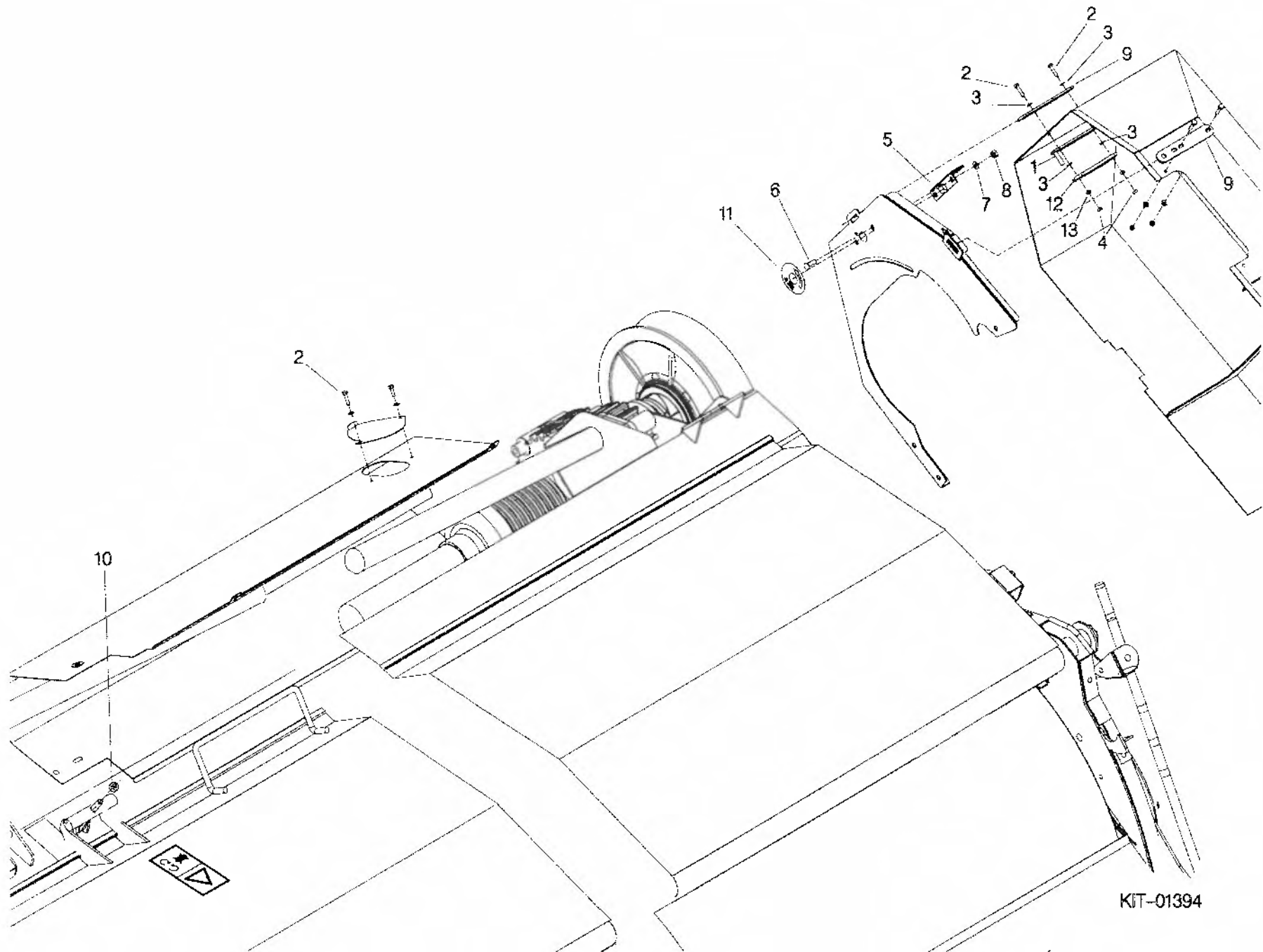
ASSY NUMBER: KIT-01386				ASSY DESCRIPTION: REAR PULLEY ASSY (BOLT IN HUBS)			
ITEM	PART NO	DESCRIPTION	QTY	ITEM	PART NO	DESCRIPTION	QTY
1	199350 01	OUTER PULLEY HUB	1				
2	198270 01	OUTER REAR PULLEY	1				
3	SCEA08353	CSK SCREW	12				
4	WSH-0012	PLAIN WASHER	12				
5	NUT-0263	NYLOC NUT	12				
6	ORA300750	O RING	1				
7	198274 01	SPIGOT	3				
8	SCW-4528	GRUB SCREW	1				
9	199410 01	INNER PULLEY HUB	1				
10	198271 01	INNER PULLEY	1				
11	190119 11	WASHER	3				
12	WSH-0061	SPRING WASHER	3				
13	HSS-0191	SETSCREW	3				
14	NIP-00620	GREASE NIPPLE	1				
15	BRG-19500	BEARING	1				
16	194970 01	STATIC CAM	1				
17	BSHD02056	BRONZE BUSH	3				
18	ORA120080	O RING	1				
19	SCW-0133	CAP HEAD SCREW	3				
20	WSH-0058	SPRING WASHER	3				
21	SEE DRIVE SUB	STATIC CAM ARM	1				
22	197465 01	CAM ARM SPACER	1				



Shelbourne Reynolds Engineering Limited

ASSY NUMBER: KIT-01394				ASSY DESCRIPTION: CE AREA KIT (RSD)			
ITEM	PART NO	DESCRIPTION	QTY	ITEM	PART NO	DESCRIPTION	QTY
1	198318 01	LATCH W/A	1				
2	HSS-0088	SET SCREW	3				
3	WSH-0009	PLAIN WASHER	4				
4	NUT-0260	NYLOC NUT	2				
5	LTC-00040	SLAM LATCH	1				
6	BLT-4710	COACH BOLT	2				
7	WSH-0012	PLAIN WASHER	2				
8	NUT-0263	NYLOC NUT	2				
9	198086 02	LATCH PLATE	2				
10	NUT-0170	PLAIN NUT	2				
11	192953 01	TRANSFER (1/4 TURN)	1				
12	199096 01	SLAM LATCH FIXING PLATE	1				
13	NUTA13060	NUTSERT	2				
		REMOVE STANDARD GUARD LATCHES AND FIT 02 VERSION WITHOUT HOLES					
		FIT SLAM LATCH AND LATCH					
		REMOVE THUMB SCREW AND FIT ITEM 2					
		REMOVE WING NUTS FROM HOOD & FIT ITEM 10					

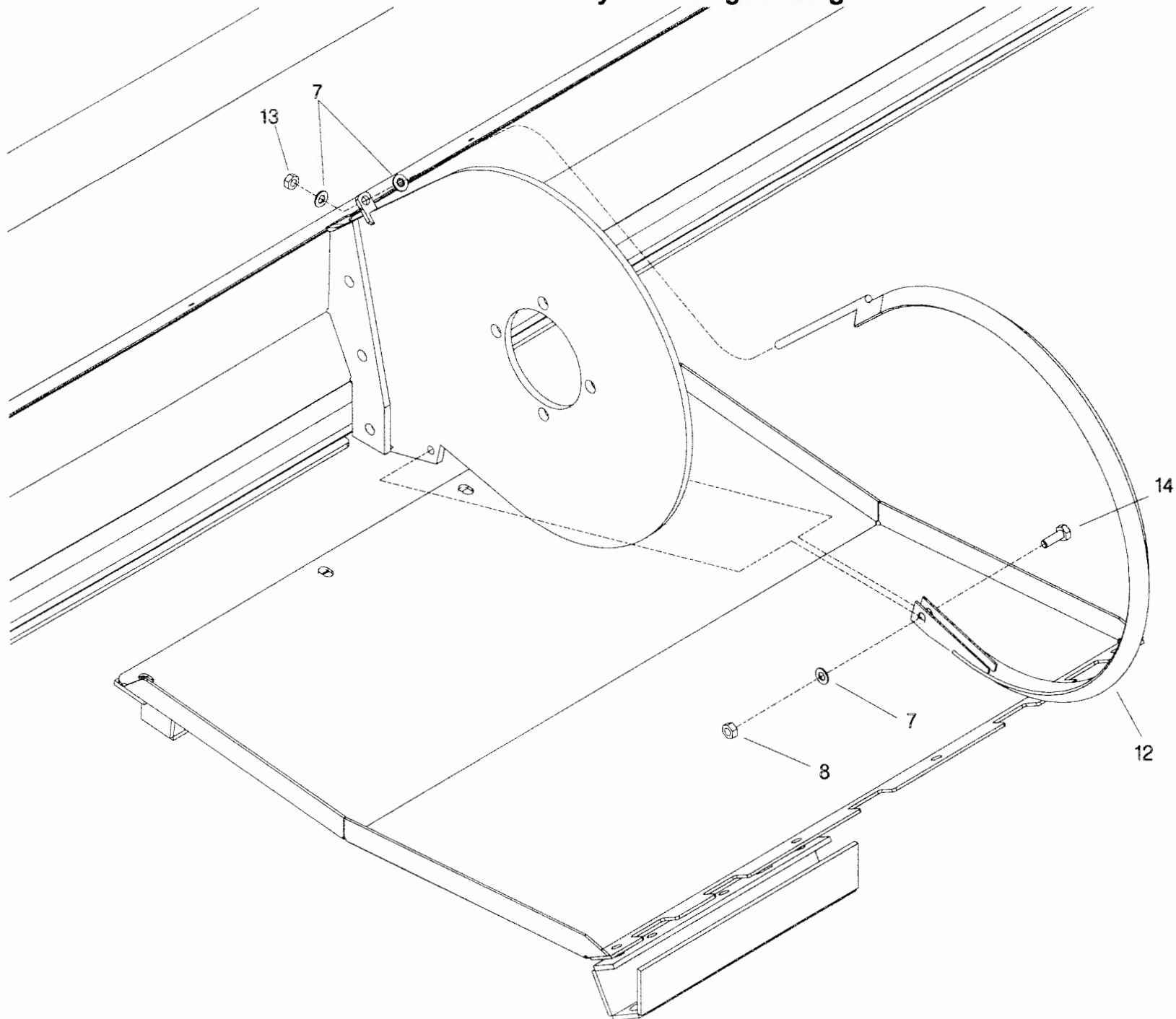
Shelbourne Reynolds Engineering Limited



KIT-01394

ASSY NUMBER: KIT-01403				ASSY DESCRIPTION: VEE STRIP KIT			
ITEM	PART NO	DESCRIPTION	QTY	ITEM	PART NO	DESCRIPTION	QTY
1							
2							
3							
4							
5							
6							
7	WSH-0012	PLAIN WASHER	3				
8	NUT-0263	NYLOC NUT	1				
9							
10							
11							
12	192502 01	VEE STRIP ASSY	1				
13	NUT-0164	PLAIN NUT	2				
14	HSS-0140	SET SCREW	1				

Shelbourne Reynolds Engineering Limited



KIT-01403

ASSY NUMBER: KIT-01404				ASSY DESCRIPTION: NON AGGRESSIVE CENTRE FINGER KIT			
ITEM	PART NO	DESCRIPTION	QTY	ITEM	PART NO	DESCRIPTION	QTY
1	198280 01	CENTRE FINGER LH (NON AGG)	8				
2	198280 02	CENTRE FINGER RH (NON AGG)	8				

Shelbourne Reynolds Engineering Limited

