

# Shelbourne

## REYNOLDS

# RVS 20

## PARTS MANUAL (PIVOTING GEARBOX)



Shelbourne Reynolds Engineering Ltd

Stanton

Bury St Edmunds

Suffolk

IP31 2AR

England

Telephone: 01359 250415

Fax: 01359 250464

Stores Direct : 01359 251231

Stores Direct: 01359 252031

Shelbourne Reynolds Inc.

Colby PO box 607

1250 S Country Club Drive

Colby , Kansas 67701

U.S.A.

Telephone: (785) 462 6299

Fax: (785) 462 6761

Issue 5

09/01/2023

[www.shelbourne.com](http://www.shelbourne.com)



# SHELBOURNE HEADER

# ORDERING SPARE PARTS

## IMPORTANT

Your Stripper Header is made up of a Machine assembly number (common parts), specific sub assemblies and also customer optional build kits. The machine, sub assemblies and optional kit numbers are listed in the front pages of your Operators manual. If you do not have these numbers please contact Shelbourne Reynolds Parts Department direct on (telephone) Stanton - (01359) 251231 or Colby - (785) 462 6299.

To ensure that you order the correct part from your SRE dealer please use the following procedure.

### **ALWAYS QUOTE THE MACHINE AND SERIAL NUMBERS WHEN ORDERING.**

The year and/or serial number of the machine may determine the correct sub assembly.

Refer to the Parts Manuals front page/s, listing the machine assemblies. Select the correct machine assembly number which is printed in the top left corner of the page (starting with 1965\_ \_ 01), This machine number can also be taken from the Stripper Header identification plate located on the rear left hand corner of the machine.

On this page you will find the parts listing for the common parts for every configuration of that machine assembly number. You will find the corresponding drawing by either looking at the facing page or progressing through the manual to the next drawing. The drawings indicate the components by item numbers, which you will find, are repeated in the left-hand side of your parts listing, and therefore referring to the correct part.

Note all parts will not be found listed below the machine number. Other parts will be from specific sub assemblies and optional kits. These sub assemblies and kits will be found in numerical order further through the manual. Sub assemblies start with 1960\_ \_ 01 and kits start with KIT- 19 \_ \_ \_.

The parts listing for adaptor plates, drive kits and hydraulic couplings can be found in the following manuals;

### **Drive & Adaptor Plate Manuals**

Massey Ferguson	MAN-03172
Claas/Cat	MAN-03173
John Deere	MAN-03174
New Holland	MAN-03175
Laverda	MAN-03176
Gleaner/Challenger	MAN-03177
Case IH	MAN-03178



# List Of Kit Numbers

196569 10	Shelbourne Header	4
196143 11	Header Lights Sub Assembly	6
196173 02	Stripping Rotor RH 3.0m	8
196192 16	Auger Mounting Sub Assembly	10
196193 10	Hydraulic Circuit Sub Assembly	12
196194 30	Top Door Cowl Assembly	14
196195 30	Adjustable Crop Deflector Sub Assembly	16
196228 02	Stripping Rotor Assembly LH 3.0m	18
196238 02	Divider Sub Assembly	20
196247 10	Bolt On Paddle Auger Assembly 6.0m	22
196248 20	Frame And Parts Sub Assembly	25
196249 03	Emblems And Guards Sub Assembly	28
196251 01	Input/Drive Mounting Sub Assembly	30
196252 04	Rotor Mounting Sub Assembly	32
GEA-0058	Input Gearbox Assembly Variable Speed	34
KIT-00121	Auger Drive Sprocket Clutch Assembly	36
KIT-00976A	Ball Joint Centre Coupling	38
KIT-01310	Universal Belly/Wear Kit	40
KIT-01320B	Rotor Pulley Assembly	42
KIT-01321	Input Gearbox Pulley	44
KIT-01385	Rotor Pulley Assembly (Bolt In Hubs)	46
KIT-01401	Safety Decal Kit North America	48
KIT-01402	Safety Decal Kit	50
RDS-0002	RDS Equipment Variable Speed	52
RDS-0005	RDS Equipment Variable Speed	52
RDS-0007	RDS Equipment Variable Speed	52

## Kit Options 55

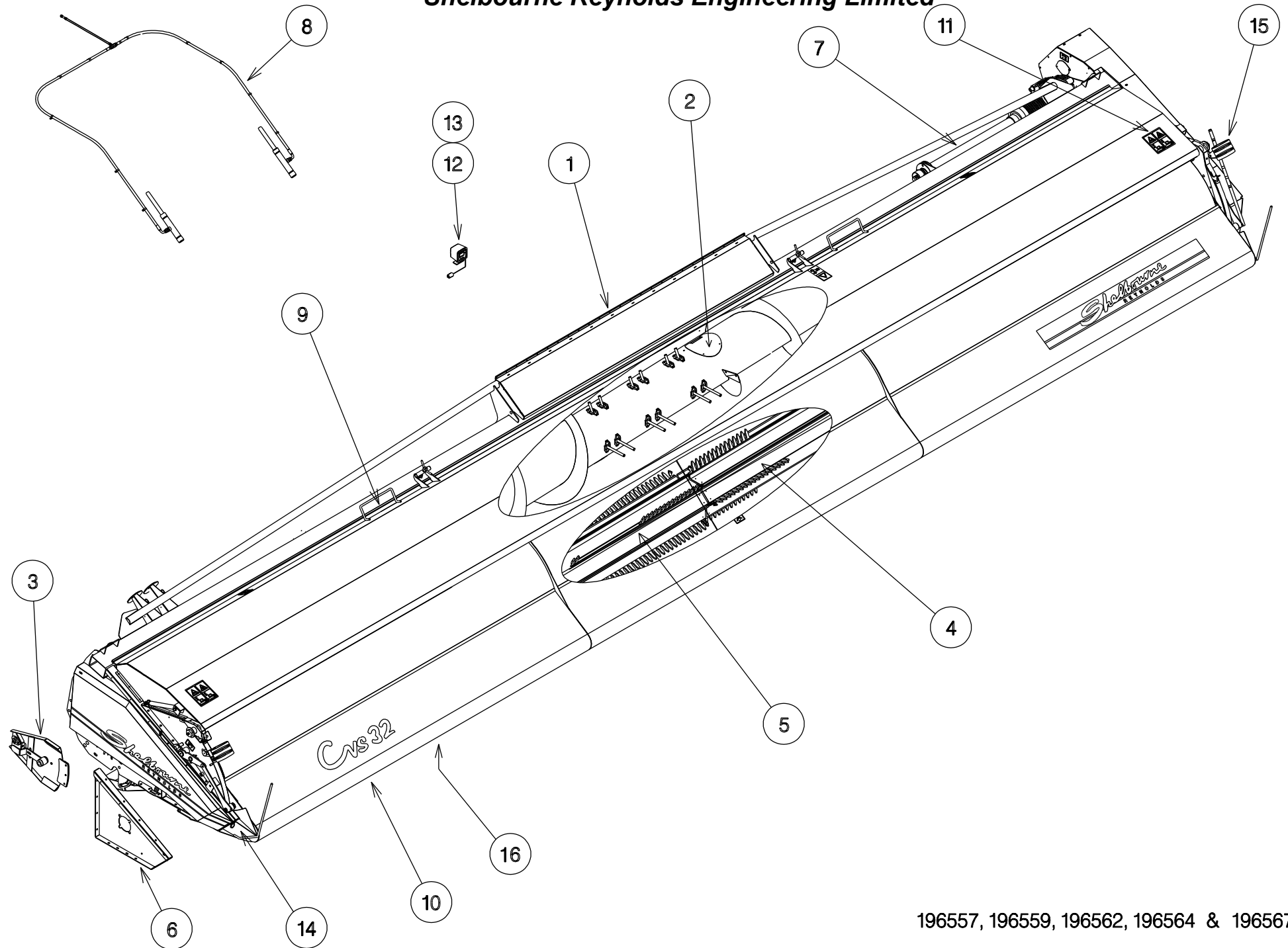
KIT-01340	Steel Skid Cover Kit	56
KIT-01378	Poly Plate And Vee Strip Kit	58
KIT-01382	1.2m Spill Plate Extension Kit (2009)	60
KIT-01383	Spill Plate Extension Kit	62
KIT-01384	Anti-Wrap Plate Kit	64
KIT-01386	Rear Pulley Assembly	66
KIT-01394	CE Area Kit	68
KIT-01403	Vee Strip Kit	70
KIT-01404	Non Aggressive Centre Finger Kit	72



**Shelbourne Reynolds Engineering Limited**

ASSY NUMBER: 196569 10				ASSY DESCRIPTION: RVS20 SHELBOURNE HEADER			
ITEM	PART NO	DESCRIPTION	QTY	ITEM	PART NO	DESCRIPTION	QTY
1	196248 20	FRAME & PARTS SUB	1				
2	196247 10R	PADDLE AUGER ASSY	1				
3	196192 16	AUGER MTG SUB ASSY	1				
4	196228 02	STRIPPING ROTOR LH 3.0m	1				
5	196173 02	STRIPPING ROTOR RH 3.0m	1				
6	196252 04	ROTOR MTG SUB ASSY	1				
7	196251 01	INPUT/DRIVE MOUNTING SUB ASSY	1				
8	196193 10	HYDRAULICS	1				
9	196194 30	TOP DOOR COWL SUB ASSY	1				
10	196195 30	ADJ CROP DEFLECTOR SUB	1				
11	196249 03	EMBLEMS & GUARDS SUB	1				
12	RDS-0007	HEADER MON' KIT (2010 & ON)	1				
OR	RDS-0005	HEADER MON' KIT (2009 ONLY)	1				
13	RDS-0002	COMBINE MON' KIT	1				
14	196238 02	DIVIDER SUB (ITALIAN STYLE)	1				
15	196143 11	HEADER LIGHTS SUB (USA ONLY)	1				
16	KIT-01310	UNIVERSAL BELLY/WEAR KIT	1				
17	KIT-01401	SAFETY DECAL KIT (N AMERICA)	1				
OR	KIT-01402	SAFETY DECAL KIT (REST OF WORLD)	1				

# Shelbourne Reynolds Engineering Limited



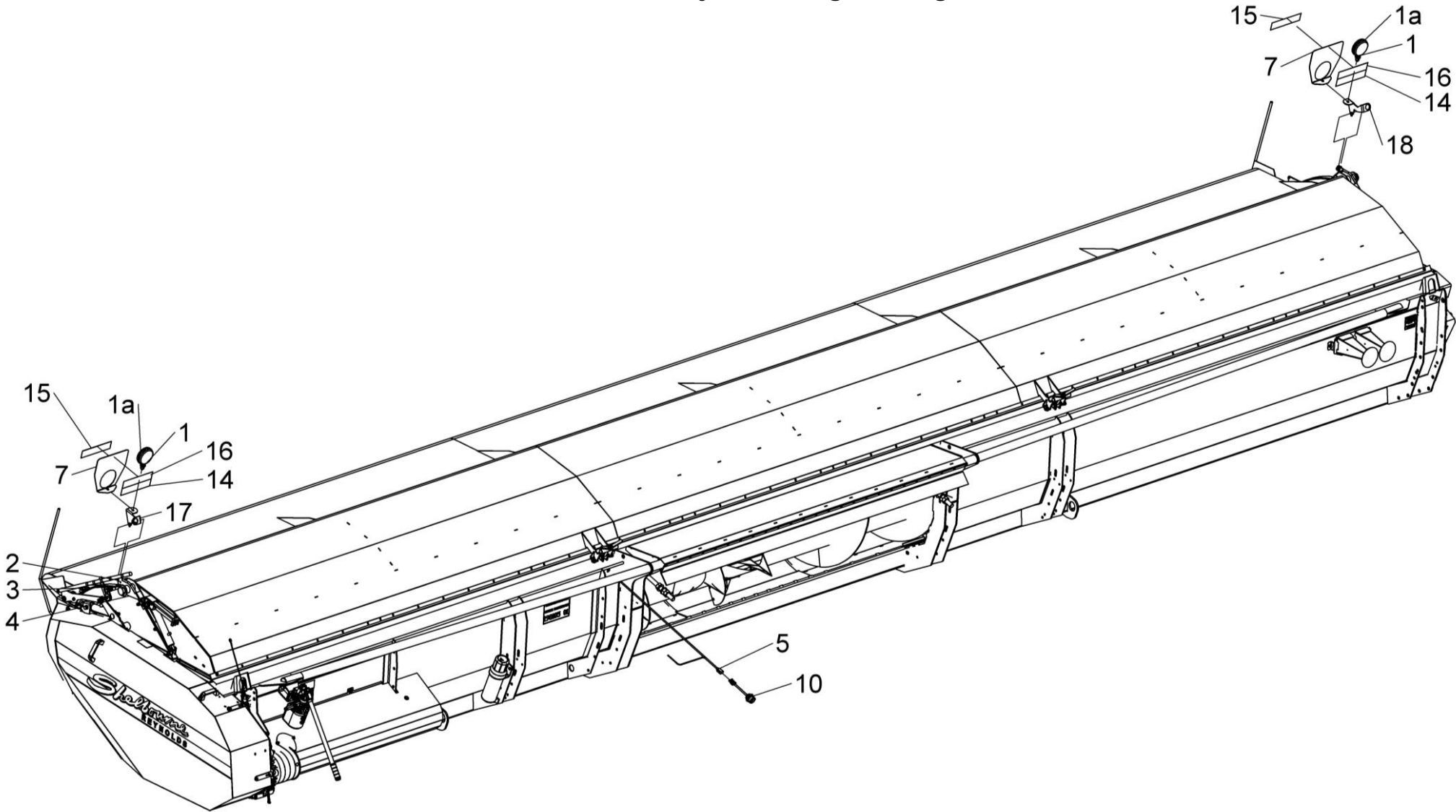
196557, 196559, 196562, 196564 & 196567



## Shelbourne Reynolds Engineering Limited

ASSY NUMBER: 196143 11				ASSY DESCRIPTION: HEADER LIGHTS SUB 6.6m & SMALLER			
ITEM	PART NO	DESCRIPTION	QTY	ITEM	PART NO	DESCRIPTION	QTY
1	LMP-10505	INDICATOR LAMP	2				
1a	BLB-0015	SPARE BULB (2013 & ON)					
OR	BLB-0020	SPARE BULB (2012 - 2013)					
OR	BLB-0075	SPARE BULB (UPTO 2012)					
1b	LMP-10009	SPARE LENS (3 SCREWS, 2013&ON)					
1b	LMP-10006	SPARE LENS (GROTE, 2012-2013)					
1b	LMP-10000	SPARE LENS FRONT (UPTO 2012)					
1c	LMP-10001	SPARE LENS REAR(PMG UPTO 2012)					
2	ETM-00440	LOOP TERMINAL	2				
3	HSS-0055	SETSCREW	3				
OR	SCW-5180	SELF TAP SCREW	3				
4	ETM-00560	MALE BULLET TERMINAL	2				
5	198524 01	WIRE LOOM & PLUG ASSY	1				
6							
7	290739 01	INDICATOR GUARD (2019 & ON)	2				
OR	193567 01	INDICATOR GUARD (UP TO 2019)	2				
8							
9	WSH-0006	PLAIN WASHER	3				
10	193516 01	LIGHT PLUG (JD PRE 50 SERIES)	1				
OR	195207 01	LIGHT PLUG (JD 50 SERIES)	1				
OR	SEE KIT-01727	LIGHT PLUG (JD 60,70 & S SER)	1				
OR	197040 01	LIGHT PLUG (CASE IH & NH)	1				
a	ECN-09060	SPARE LOCK WASHER					
b	ECN-09050	SPARE PANEL NUT					
OR	198732 01	LIGHT PLUG (NH TR)	1				
OR	SEE KIT-01731	LIGHT PLUG (AGCO MULTI)	1				
OR	291911 01	LONG LIGHT CABLE (11m)	1				
11							
12							
13							
14	TPE-00300	FLUORESCENT TAPE -RED/ORANGE	0.23m				
14	TPE-00300	FLUORESCENT TAPE -RED/ORANGE	0.23m				
15	TPE-00250	REFLECTIVE TAPE - YELLOW	0.23m				
15	TPE-00250	REFLECTIVE TAPE - YELLOW	0.23m				
16	TPE-00251	REFLECTIVE TAPE - RED	0.23m				
16	TPE-00251	REFLECTIVE TAPE - RED	0.23m				
17	198958 01	LH LIGHT MOUNTING BRACKET	1				
18	198958 02	RH LIGHT MOUNTING BRACKET	1				





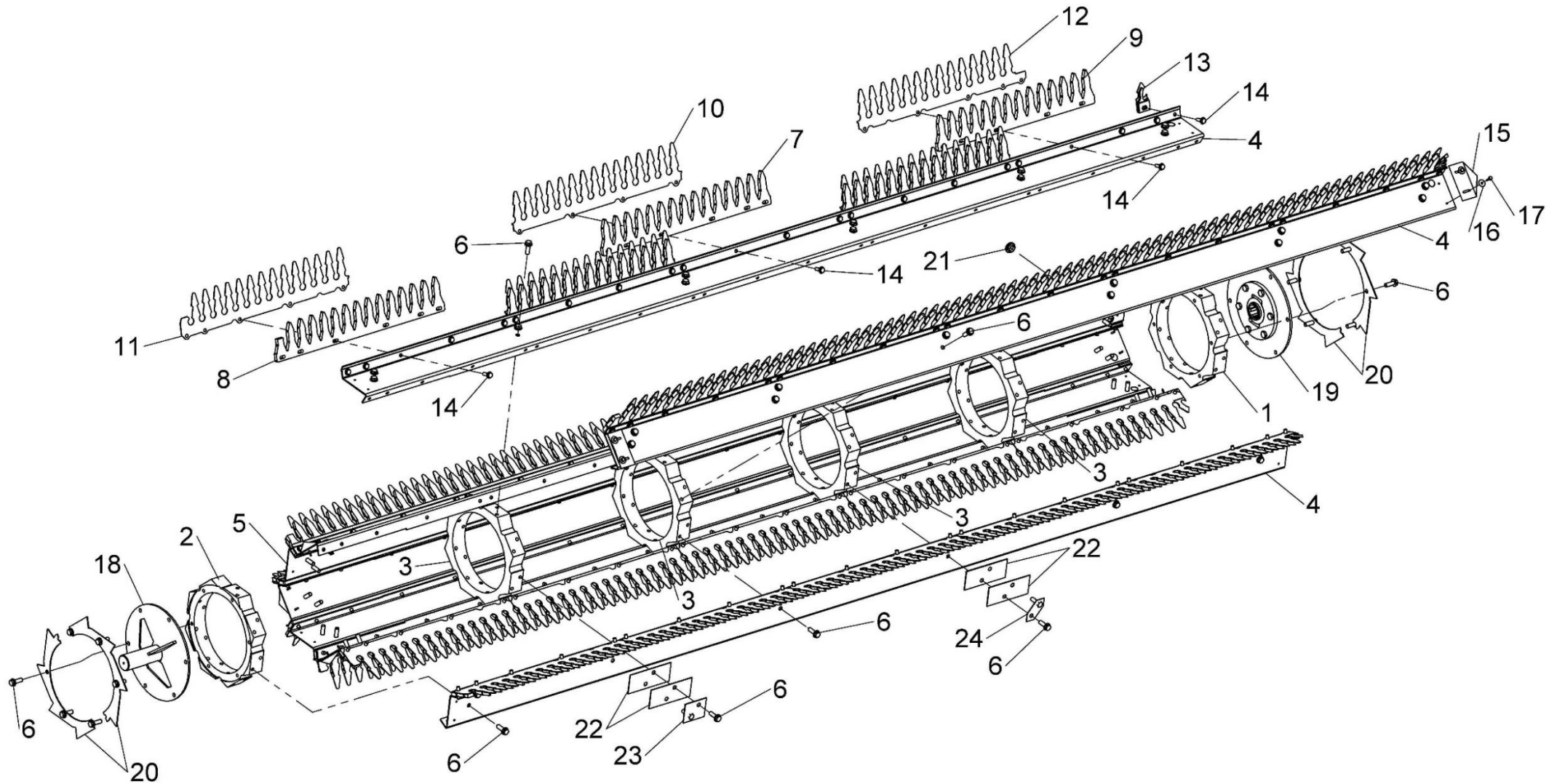
196143 11



## Shelbourne Reynolds Engineering Limited

ASSY NUMBER: 196173 02				ASSY DESCRIPTION: STRIPPING ROTOR ASSY RH 3.0m			
ITEM	PART NO	DESCRIPTION	QTY	ITEM	PART NO	DESCRIPTION	QTY
1	192892 01	OUTER HUB CASTING LH	1	12a	197718 01	SEED SAVER RH CTR	8
2	192892 02	OUTER HUB CASTING RH	1	12b	291720 03	HEMP STRIPPING FINGER CTR	8
3	192892 03	INNER HUB CASTING	4	12c	193383 01	CENTRE SLOTTED ELEMENT	8
4	199620 02	ROTOR SECTION 3.0m	8	OR	193087 01	FOR SPARES, CUT AND MODIFY	8
OR	199620 04	SPARES COMMON 3.0m PANEL		12d	291146 03	HEMP HARDOX FINGER CTR (3mm)	8
5							
6	HSSG10204	TENSILOCK SETSCREW	108	13a	194109 02	CENTRE FINGER LH (AGGRESSIVE)	8
				13b	291724 02	HEMP SINGLE CTR FINGER	8
7a	193558 01	STANDARD ELEMENT	24	13c	198280 02	CENTRE FINGER LH (NON AGG)	8
7b	291725 01	HEMP SUPPORT FINGER	24	13d	292153 01	HEMP HARDOX CTR FINGER LH	8
7c	198829 01	ROTOR BACKING PLATE	40				
7d	291725 04	HEMP SUPPORT FINGER 8mm THK	24	14	HSSF08174	TENSILOCK SETSCREW	176
				15	192679 01	ANTI-WRAP PLATE	8
8a	193558 02	STANDARD ELEMENT END	8	16	WSH-1034	PENNY WASHER	16
OR	193558 01	FOR SPARES, CUT AND MODIFY	8	17	SCW-5180	SELF TAPPING SCREW	16
8b	291725 02	HEMP SUPPORT FINGER END	8	18	192899 01	IDLE SHAFT W/A	1
OR	291725 01	FOR SPARES, CUT AND MODIFY	8	19	KIT-00976A	BALL JOINT COUPLING KIT	1
8d	291725 05	HEMP SUPPORT FINGER END 8mm	8			FOR SPARES SUPPLY KIT-00976	
OR	291725 04	FOR SPARES, CUT AND MODIFY	8			<b>SEE KIT-00976A PAGE</b>	
						<b>FOR PARTS BREAKDOWN</b>	
9a	193558 03	STANDARD ELEMENT CTR END	8	20	192959 01	OUTER CLAMP RING	4
OR	193558 01	FOR SPARES, CUT AND MODIFY	8	21	BPG-00200	RUBBER PLUG	1
9b	291725 03	HEMP SUPPORT FINGER CTR	8	22	193118 01	BALANCE WEIGHT	6
OR	291725 01	FOR SPARES, CUT AND MODIFY	8	23	193118 02	BALANCE WEIGHT	2
9d	291725 06	HEMP SUPPORT FINGER CTR 8mm	8	24	193382 01	BALANCE WEIGHT	1
OR	291725 04	FOR SPARES, CUT AND MODIFY	8				
10a	197717 01	SEED SAVER CTR	24				
10b	291720 01		24		NOTE	1 x ITEM 4 TO HAVE HOLE	
10c	193087 01	SLOTTED ELEMENT	24			KNOCKED OUT FOR GREASER	
10d	291146 01	HEMP HARDOX FINGER (3mm)	24				
11a	197719 02	SEED SAVER RH END	8		NOTE	197719 02 & 197718 01 ARE.	
11b	291720 02	HEMP STRIPPING FINGER END	8			CORRECT PARTS WHEN FINGERS SET	
11c	193384 01	END SLOTTED ELEMENT	8			WITH FLANGES UP, i.e.,	
OR	193087 01	FOR SPARES, CUT AND MODIFY	8			AGGRESSIVE	
11d	291146 02	HEMP HARDOX FINGER END (3mm)	8			WHEN FLANGES ARE DOWN, i.e.,	
						NON-AGGRESSIVE, USE 197719 01	
						& 198718 02	

# Shelbourne Reynolds Engineering Limited



196173 02

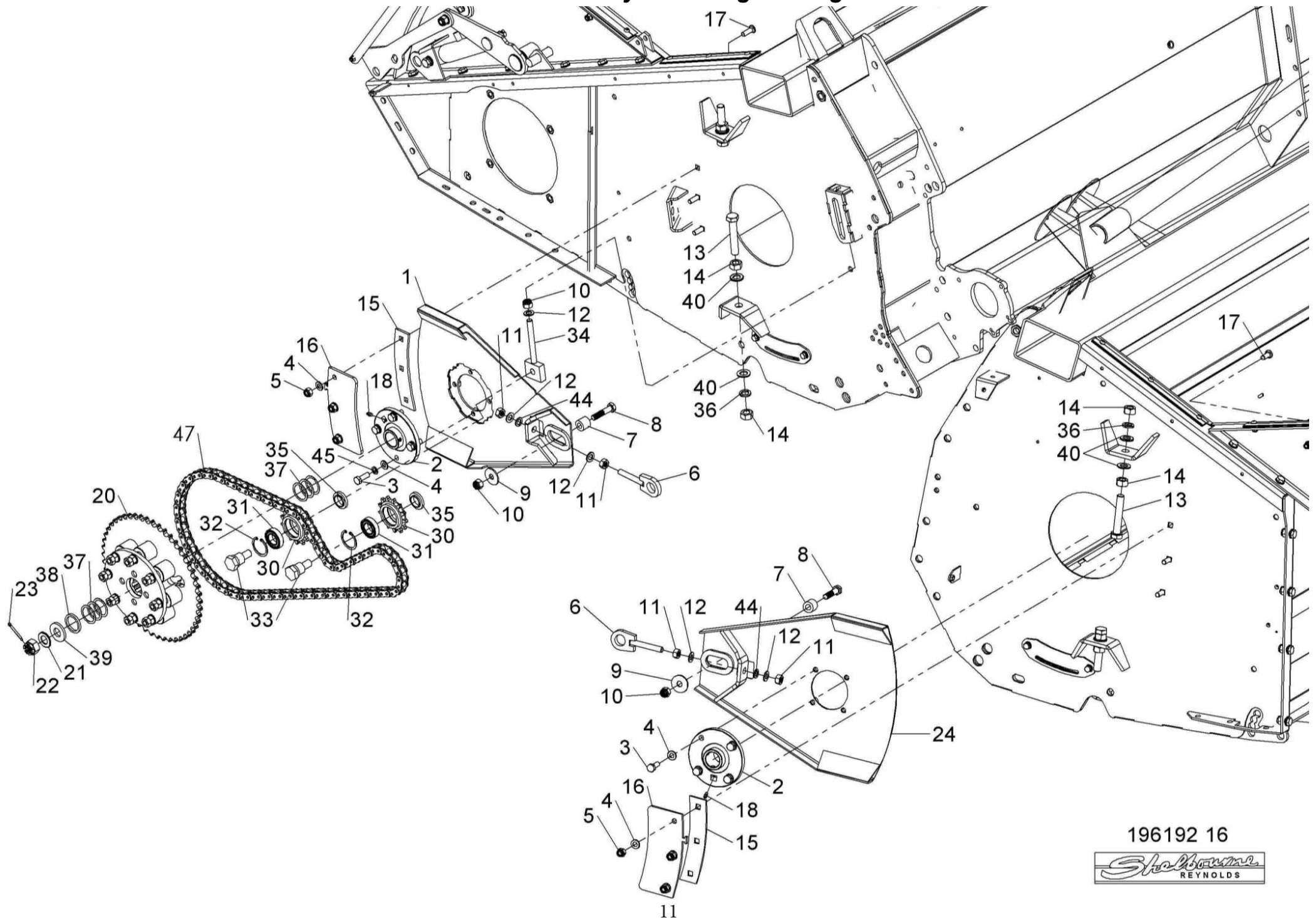


## Shelbourne Reynolds Engineering Limited

ASSY NUMBER: 196192 16				ASSY DESCRIPTION: AUGER MTG SUB ASSY			
ITEM	PART NO	DESCRIPTION	QTY	ITEM	PART NO	DESCRIPTION	QTY
1	199475 01	ADJUSTER PLATE LH	1	39	190119 47	WASHER	1
2	BRG-23560	CAST SUPPORT	2	40	WSH-0024	PLAIN WASHER	8
3	HSS-0194	SET SCREW	8	41			
4	WSH-0015	PLAIN WASHER	6	42			
5	NUT-0265	NYLOC NUT	6	43			
6	200405 01	ADJUSTER	2	44	WSH-0065	SPRING WASHER	2
7	200499 01	SPACER	2	45	WSH-0061	SPRING WASHER	8
8	BLTA12350	BOLT	2	46	190548 04	SHIM (40x18x1)	A/R
9	190119 26	WASHER	2	47	CHN-01991	CHIAN (99 LINKS c/w JOINER)	1
10	NUT-0269	NYLOC NUT	3	47a	CHN-01910	CHAIN HALF LINK	
11	NUT-0170	PLAIN NUT	4	47b	CHN-01901	JOINING LINK	
12	WSH-0018	PLAIN WASHER	5				
13	HSS-0330	SET SCREW	4				
14	NUT-0180	PLAIN NUT	8				
15	200407 01	SUPPORT PLATE	2				
16	200408 01	OVERLAP PLATE	2				
17	BLT-3750	COACHBOLT	6				
18	NIP-00600	GREASE NIPPLE	2				
19							
20	KIT-00121	AUGER SLIP CLUTCH <b>SEE KIT-00121 PAGE FOR PARTS BREAKDOWN</b>	1				
21	WSH-0030	PLAIN WASHER	1				
22	NUT-0580	CASTLE NUT	1				
23	PIN-1150	SPLIT PIN	1				
24	197711 01	ADJUSTER PLT RH	1				
25							
26							
27							
28							
29							
30	131041 01	SPROCKET IDLER	2				
31	BRG-1995	BEARING	2				
32	CIR-0470	CIRCLIP	2				
33	190060 11	IDLER SPINDLE	2				
34	191777 01	IDLER ADJ SCREW	1				
35	191040 01	IDLER SPACER	2				
36	WSH-0070	SPRING WASHER	4				
37	190119 95	WASHER	6				
38	190119 82	WASHER	1				



# Shelbourne Reynolds Engineering Limited



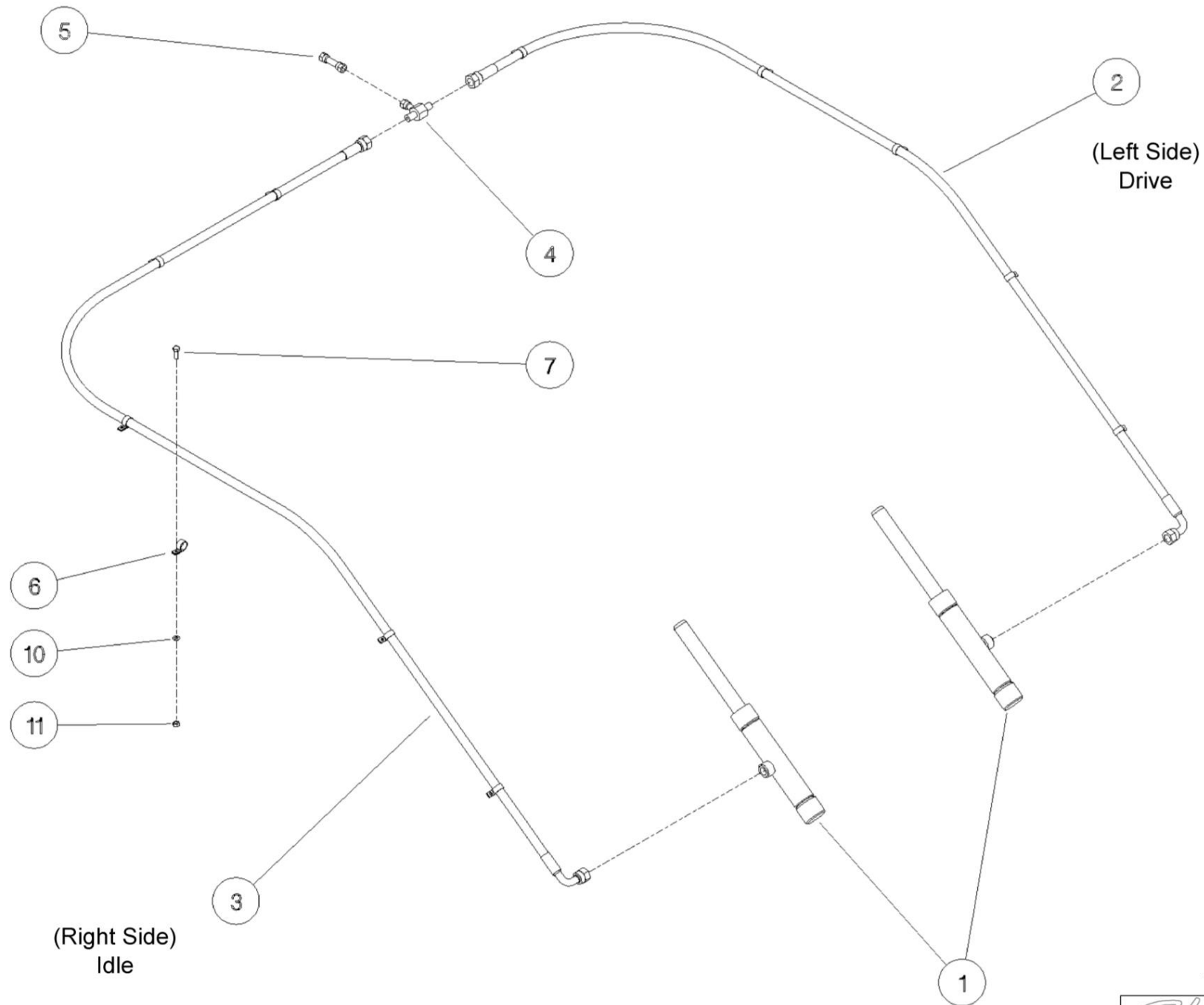
196192 16

*Shelbourne*  
REYNOLDS

## Shelbourne Reynolds Engineering Limited

ASSY NUMBER: 196193 10				ASSY DESCRIPTION: HYDRAULIC CIRCUIT SUB			
ITEM	PART NO	DESCRIPTION	QTY	ITEM	PART NO	DESCRIPTION	QTY
1	195075 01	HYDRAULIC RAM	2				
1a	RMSK00030	SEAL KIT (SPARES)					
2	HHBC29510	HYDRAULIC HOSE LH	1				
3	HHBC56610	HYDRAULIC HOSE RH	1				
4	HPPD07100	HYD TEE FITTING	1				
5	FIT-0213	HYD BULKHEAD FITTING	1				
6	CLP-01012	P CLIP	8				1
7	SCW-4960	BUTTON SKT.HD SCREW	4				1
10	WSH-0009	PLAIN WASHER	4				
11	NUT-0260	NYLOC NUT	4				

***Shelbourne Reynolds Engineering Limited***



196193

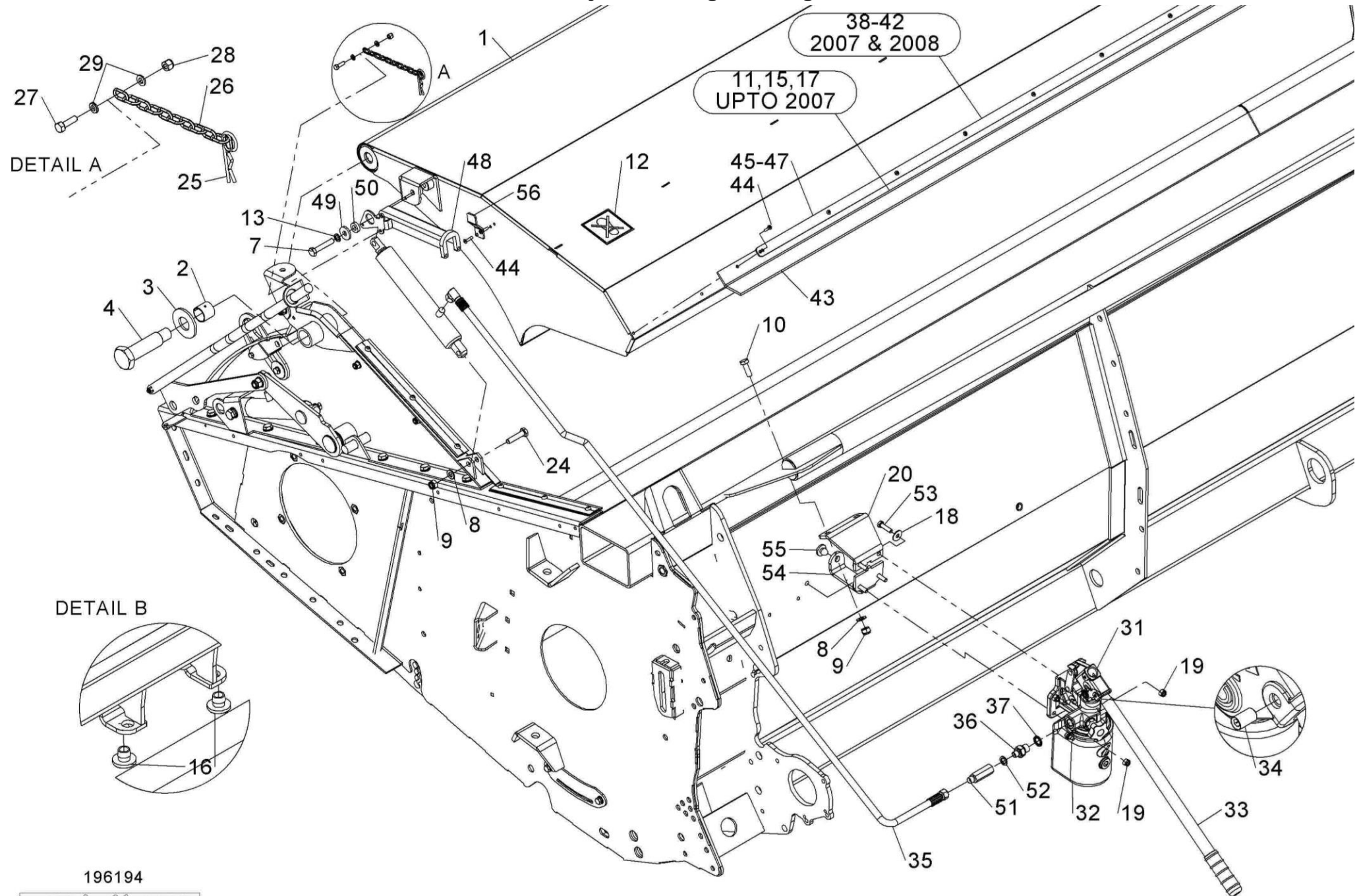




## Shelbourne Reynolds Engineering Limited

ASSY NUMBER: 196194 30				ASSY DESCRIPTION: TOP DOOR COWL ASSY 6.0(20')Rvs			
ITEM	PART NO	DESCRIPTION	QTY	ITEM	PART NO	DESCRIPTION	QTY
1	197306 24	COWL ASSY (2010 & ON)	1	35	HHCC10505	HYD HOSE ASSY (2015 & ON)	1
OR	197306 21	COWL ASSY (2005 - 2009)		OR	HHCC11505	HYD HOSE ASSY (2007 - 2014)	1
OR	194996 21	COWL ASSY (UPTO 2004)	1	36	FIT-0025	MM ADPT (2015&ON)	1
2	BSHK03056	BUSH	2	OR	HAPAA0305	HYD REST (2007-2014)	
3	192813 01	LARGE WASHER	2	37	WSH-1010	DOWTY WASHER (2007&ON)	1
4	192812 01	COWL PIN	2	38	197615 05	CLAMP STRIP (END) (2007-2009)	2
5	NIP-0001	GREASE ZERK (UPTO 2009)	2	39	197615 10	CLAMP STRIP (HANDL) (2007-2009)	2
6	GSTA14406	GAS STRUTT (UPTO 2007)	2	40	197615 11	CLAMP STRIP (INNER) (2007-2009)	2
7	BLTA10380	BOLT	1	41	197615 13	CLAMP STRIP (SMALL) (2007-2009)	2
8	WSH-0015	PLAIN WASHER	3	42	197615 08	CLAMP STRIP (CENTRE) 2007-2009)	2
9	NUT-0265	NYLOC NUT (2007&ON)	3	43	198066 04	SEALING STRIP (2009&ON)	1
10	HSS-0194	SETSCREW (2007&ON)	2	OR	197602 02	SEALING STRIP (2007 & 2008)	1
11	EDS-11684	SEAL STRIP (UPTO 2007)	1	44	POP-0006	POP RIVET (2009&ON)	33
12	192718 01	TRANSFER	2	45	198067 01	CLAMP STRIP (1304mm) (2011&ON)	1
13	WSH-0061	SPRING WASHER	1	46	198067 02	CLAMP STRIP (1194mm) (2011&ON)	3
14	197289 01	SEAL CLAMP PLATE (UPTO 2007)	2	47	198067 03	CLAMP STRIP (1104mm) (2011&ON)	1
15	197289 02	SEAL CLAMP PLATE (UPTO 2007)	4	48	198311 01	RAM STOP (CVS**100149 & ON)	1
16	197810 01	BUMP STOP	4	49	190119 75	WASHER (CVS**100149 & ON)	1
17	HSS-0140	SETSCREW (UPTO 2007)	16	50	190119 79	WASHER (CVS**100149 & ON)	1
18	WSH-1038	WASHER	4	51	HVB-93000	FLOW RESTRIC'R (2015&ON)	1
19	NUT-0263	NYLOC NUT	4	52	WSH-1005	DOWTY WSH (2015 & ON)	1
20	199831 01	HAND PUMP BRACKET (2015&ON)	1	53	HSS-0150	BOLT (2015 & ON)	4
OR	197607 01	HAND PUMP BRACKET (2007-2014)		54	199832 01	PUMP BRKT BTM (2015 & ON)	1
21	197606 01	STORAGE BRKT (2007-CVS**100148)	1	55	RUB-0330	RUBBER GROMMET (2015 & ON)	1
22	197605 01	RAM STOP (2007-CVS**100148)	1	56	290373 01	HOOK (2017 & ON)	1
23	PIN-1720	D PIN (2007-CVS**100148)	1				
24	BLTA10290	BOLT	1				
25	CLP-00103	R CLIP (2007-2017)	1				
26	CHN-0145	CHAIN (2007-2017)	0.17				
27	HSS-0086	SET SCREW (2007-2017)	1				
28	NUT-0260	NYLOC NUT (2007-2017)	1				
29	WSH-0009	PLAIN WASHER (2007-2017)	2				
30	197601 01	HYDRAULIC CYLINDER ASSY	1				
30a	RMSK00030	RAM SEAL KIT					
31	JAC-00227	HYD HAND PUMP (2015&ON)	1				
OR	JAC-00226	HYD HAND PUMP (2007-2014)	1				
32	JAC-00222	HYD RESEVOIR (2015&ON)	1				
OR	JAC-00221	HYD RESEVOIR (2007-2014)					
33	JAC-00230	JACK HANDLE (2007&ON)	1				
34	SCW-4530	GRUBSCREW (2007&ON)	1				

# **Shelbourne Reynolds Engineering Limited**

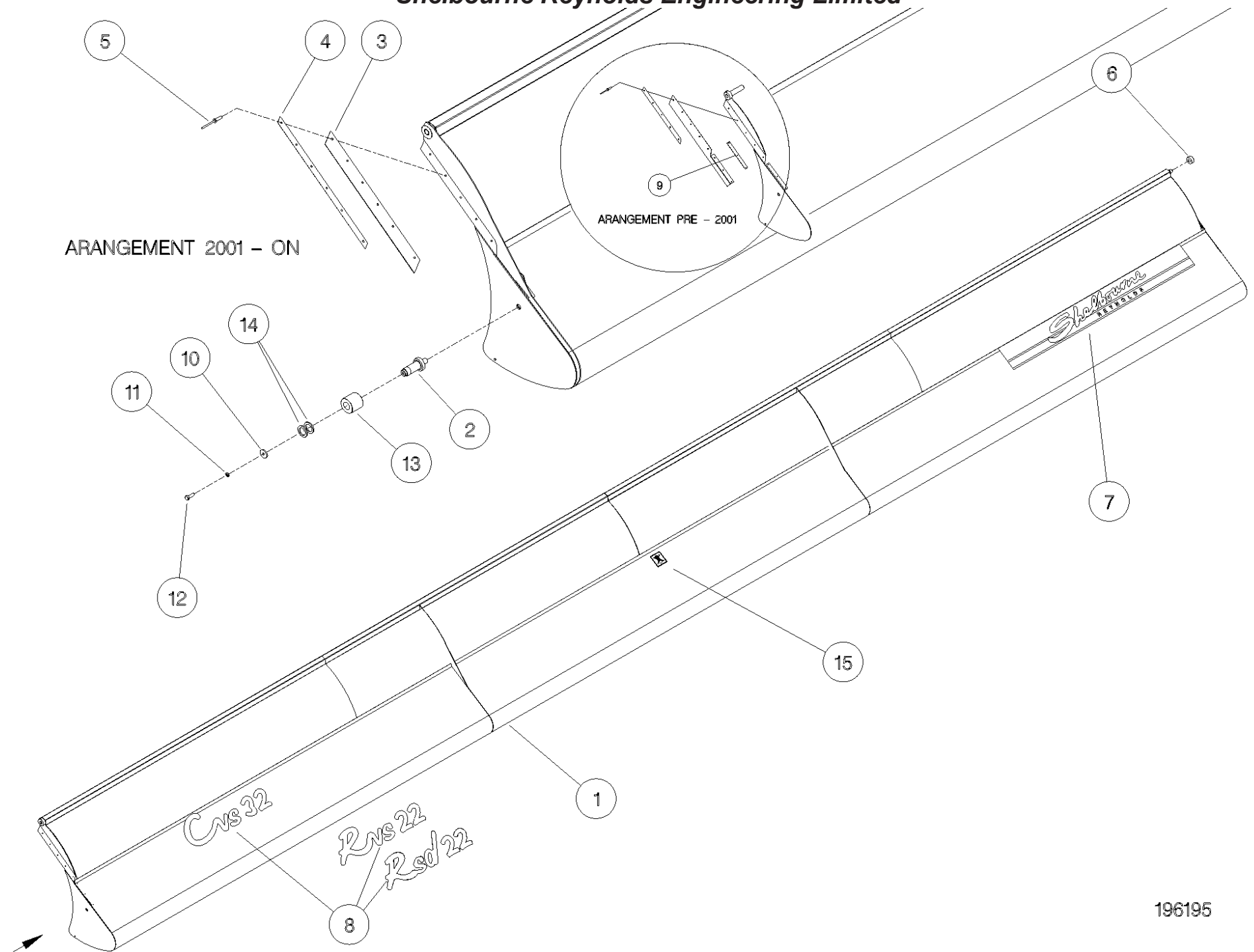


196194



## Shelbourne Reynolds Engineering Limited

ASSY NUMBER: 196195 30				ASSY DESCRIPTION: ADJ' CROP DEFL SUB ASSY			
ITEM	PART NO	DESCRIPTION	QTY	ITEM	PART NO	DESCRIPTION	QTY
1	194901 15	ADJUSTABLE CROP DEFLECTOR 20'	1				
2	195379 01	SPINDLE (2002 & ON)	2				
OR	192687 01	SPINDLE (UP TO 2001)	2				
3	195432 01	SEAL STRIP (2002 & ON)	2				
OR	195139 01	SEAL STRIP (UP TO 2001)					
4	195433 01	CLAMP STRIP (2002 & ON)	2				
OR	194485 01	CLAMP STRIP (UP TO 2001)	2				
5	POP-0006	POP RIVET	12				
6	191642 01	NYLON ROLLER	2				
7	198763 01	EMBLEM (SHELBOURNE REYNOLDS)	1				
8	195141 02	EMBLEM (Rvs20')	1				
9	195140 01	FRONT CLAMP STRIP (UP TO 2001)	2				
10	190119 08	WASHER	2				
11	WSH-0058	SPRING WASHER	2				
12	HSS-0140	SETSCREW	2				
13	192688 01	NYLON ROLLER	2				
14	190119 20	WASHER (UPTO 2012)	4				
15	192718 01	TRANSFER (NO STEP)	1				

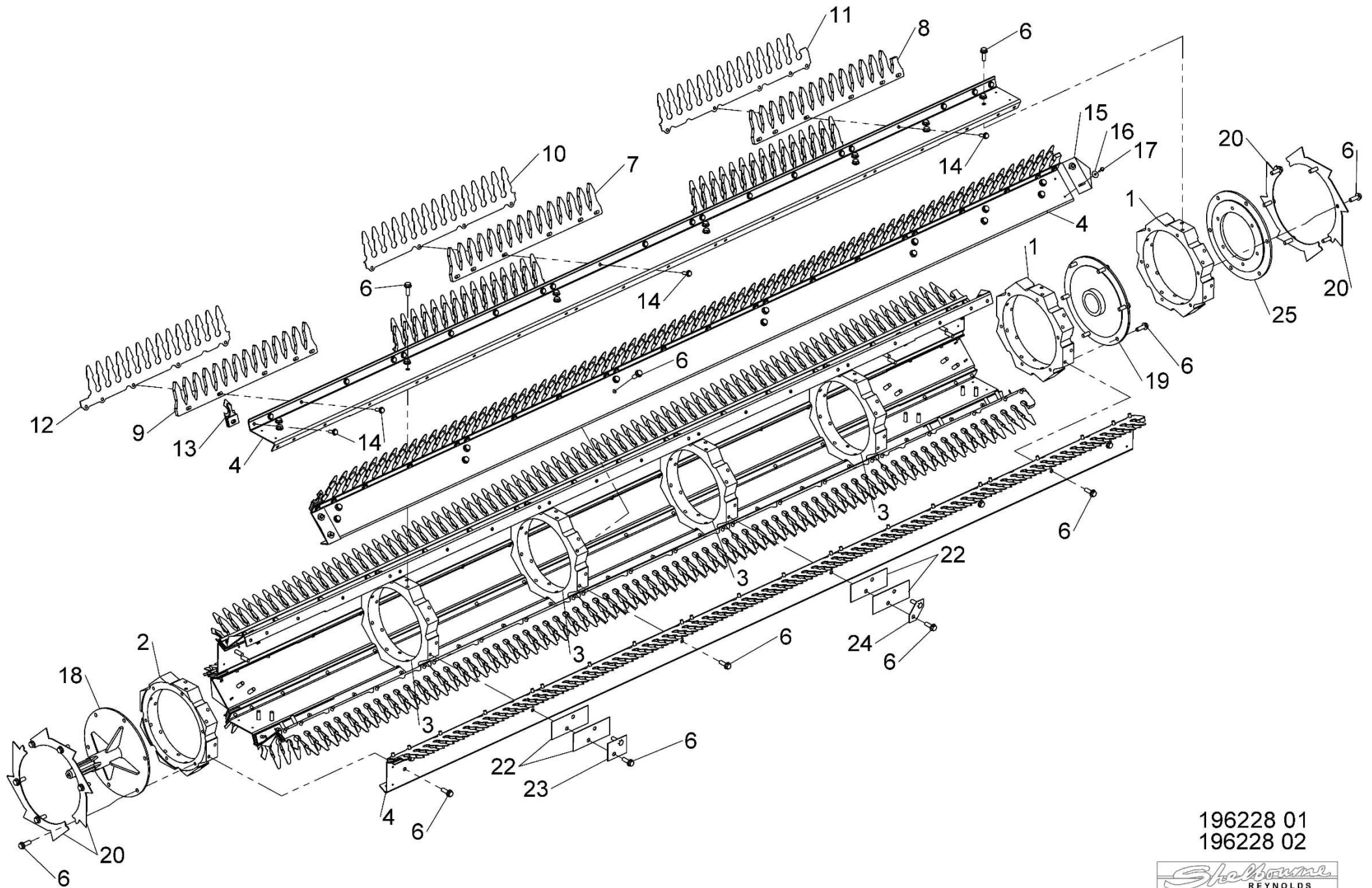


## Shelbourne Reynolds Engineering Limited

ASSY NUMBER: 196228 02				ASSY DESCRIPTION: STRIPPING ROTOR ASSY LH 3.0m			
ITEM	PART NO	DESCRIPTION	QTY	ITEM	PART NO	DESCRIPTION	QTY
1	192892 01	OUTER HUB CASTING LH	2	12a	197718 02	SEED SAVER LH CTR	8
2	192892 02	OUTER HUB CASTING RH	1	12b	291720 03	HEMP STRIPPING FINGER CTR	8
3	192892 03	INNER HUB CASTING	4	12c	193383 01	CENTRE SLOTTED ELEMENT	8
4	199620 01	ROTOR SECTION 3.0m	8	OR	193087 01	FOR SPARES, CUT AND MODIFY	8
OR	199620 04	SPARES COMMON 3.0m PANEL		12d	291146 03	HEMP HARDOX FINGER CTR (3mm)	8
5							
6	HSSG10204	TENSILOCK SETSCREW	130	13a	194109 01	CENTRE FINGER LH (AGGRESSIVE)	8
				13b	291724 01	HEMP SINGLE CTR FINGER LH	8
7a	193558 01	STANDARD ELEMENT	24	13c	198280 01	CENTRE FINGER LH (NON AGG)	8
7b	291725 01	HEMP SUPPORT FINGER 10mm THK	24	13d	292153 01	HEMP HARDOX CTR FINGER LH	8
7c	198829 01	ROTOR BACKING PLATE	40				
7d	291725 04	HEMP SUPPORT FINGER 8mm THK	24	14	HSSF08174	TENSILOCK SETSCREW	176
				15	192679 01	ANTI-WRAP PLATE	8
8a	193558 02	STANDARD ELEMENT END	8	16	WSH-1034	PENNY WASHER	16
OR	193558 01	FOR SPARES, CUT AND MODIFY	8	17	SCW-5180	SELF TAPPING SCREW	16
8b	291725 02	HEMP SUPPORT FINGER END 10mm	8	18	193103 01	CENTRE DRIVE SHAFT W/A	1
OR	291725 01	FOR SPARES, CUT AND MODIFY	8	19	197114 01	ROTOR DRIVE DISC W/A	1
8d	291725 05	HEMP SUPPORT FINGER END 8mm	8	20	192959 01	OUTER CLAMP RING	4
OR	291725 04	FOR SPARES, CUT AND MODIFY	8	21			
				22	193118 01	BALANCE WEIGHT (100G)	6
9a	193558 03	STANDARD ELEMENT CTR END	8	23	193118 02	BALANCE WEIGHT (50G)	2
OR	193558 01	FOR SPARES, CUT AND MODIFY	8	24	193382 01	BALANCE WEIGHT (25G)	1
9b	291725 03	HEMP SUPPORT FINGER CTR 10mm	8	25	197111 01	ROTOR DRIVE DISC	1
OR	291725 01	FOR SPARES, CUT AND MODIFY	8				
9d	291725 06	HEMP SUPPORT FINGER CTR 8mm	8		NOTE	197719 01 & 197718 02 ARE	
OR	291725 04	FOR SPARES, CUT AND MODIFY	8			CORRECT PARTS WHEN FINGERS SET	
						WITH FLANGES UP, i.e.,	
10a	197717 01	SEED SAVER CTR	24			AGGRESSIVE.	
10b	291720 01		24				
10c	193087 01	SLOTTED ELEMENT	24			WHEN FLANGES ARE DOWN, i.e.,	
10d	291146 01	HEMP HARDOX FINGER (3mm)	24			NON-AGGRESSIVE, USE 197719 02	
						& 198718 01.	
11a	197719 01	SEED SAVER LH END	8				
11b	291720 02	HEMP STRIPPING FINGER END	8				
11c	193384 01	END SLOTTED ELEMENT	8				
OR	193087 01	FOR SPARES, CUT AND MODIFY	8				
11d	291146 02	HEMP HARDOX FINGER END (3mm)	8				



# Shelbourne Reynolds Engineering Limited



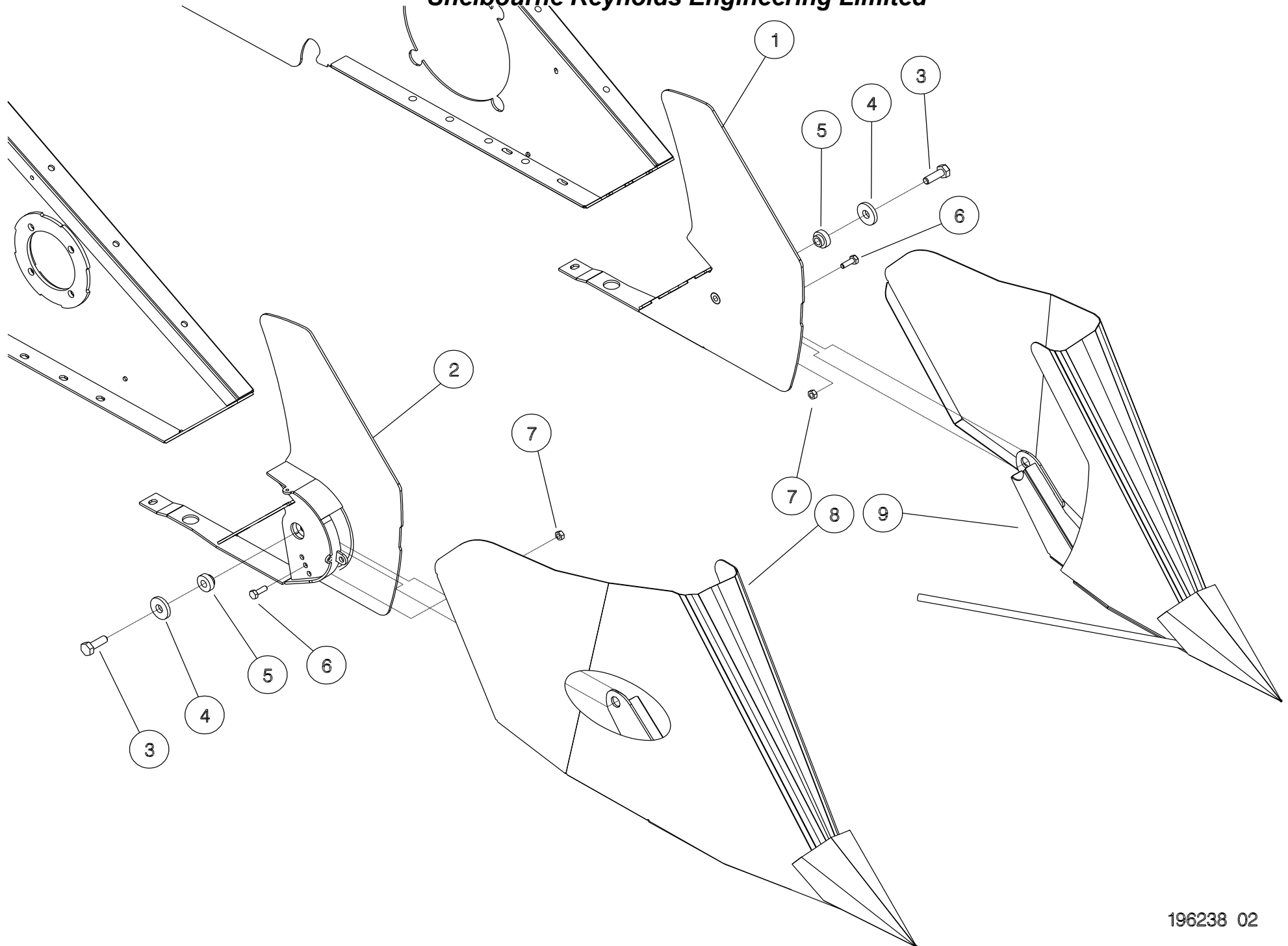
196228 01  
196228 02



## ***Shelbourne Reynolds Engineering Limited***

ASSY NUMBER: 196238 02				ASSY DESCRIPTION: DIVIDER SUB ASSY (ITALIAN STYLE)			
ITEM	PART NO	DESCRIPTION	QTY	ITEM	PART NO	DESCRIPTION	QTY
1	195469 11	DIVIDER FIXING W/A LH	1				
2	195469 12	DIVIDER FIXING W/A RH	1				
3	HSS-0250	SET SCREW	2				
4	190119 51	WASHER	2				
5	195228 02	BOSS	2				
6	HSS-0135	SET SCREW	2				
7	NUT-0263	NYLOC NUT	2				
8	197759 01	RH DIVIDER W/A	1				
9	198292 01	LH DIVIDER W/A	1				

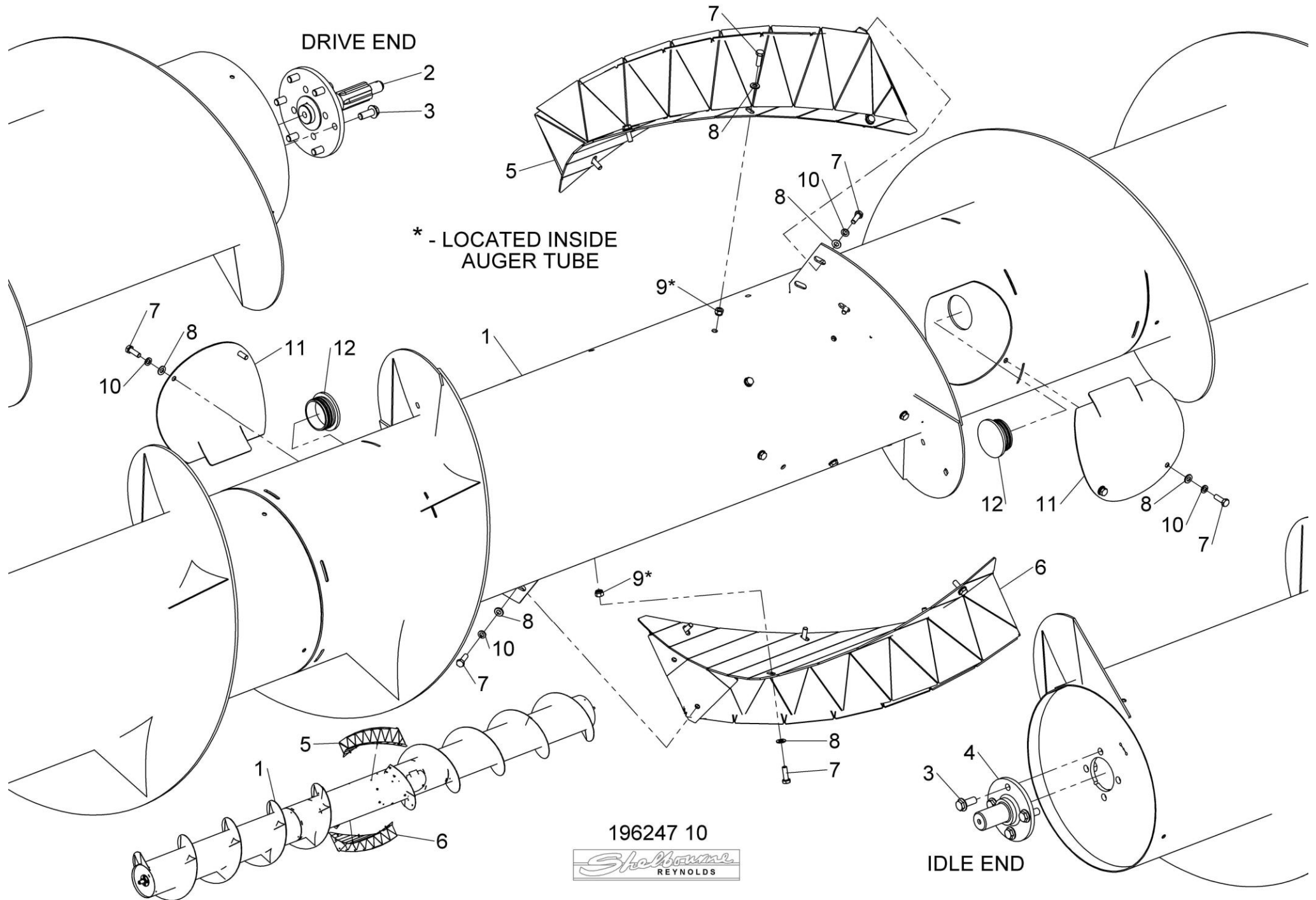




## Shelbourne Reynolds Engineering Limited

ASSY NUMBER: 196247 10				ASSY DESCRIPTION: 6.0m (20') PADDLE AUGER ASSY (CTR FEED)			
ITEM	PART NO	DESCRIPTION	QTY	ITEM	PART NO	DESCRIPTION	QTY
1	198130 01	AUGER W/A (STANDARD CTR FEED)	1				
OR	290964 01	AUGER W/A (RH END NARROW FEED)	1				
OR	291015 01	AUGER W/A (OFFSET 1580mm NARR)	1				
OR	290070 01	AUGER W/A (OFFSET 1400mm WIDE)	1				
2	195848 01	AUGER DRIVE SHAFT	1				
3	HSSF12204	SET SCREW	10				
4	197704 02	IDLER SHAFT	1				
5	197620 01R	AUGER SPIRAL PADDLE LH	1				
6	197620 02R	AUGER SPIRAL PADDLE RH	1				
7	HSS-0145	BOLT	28				
8	WSH-0012	PLAIN WASHER	48				
9	NUT-0263	NYLOC NUT	20				
10	WSH-0058	SPRING WASHER	8				
11	194472 01	INSPECTION COVER	2				
12	21709036	TUBE PLUG	2				

# Shelbourne Reynolds Engineering Limited



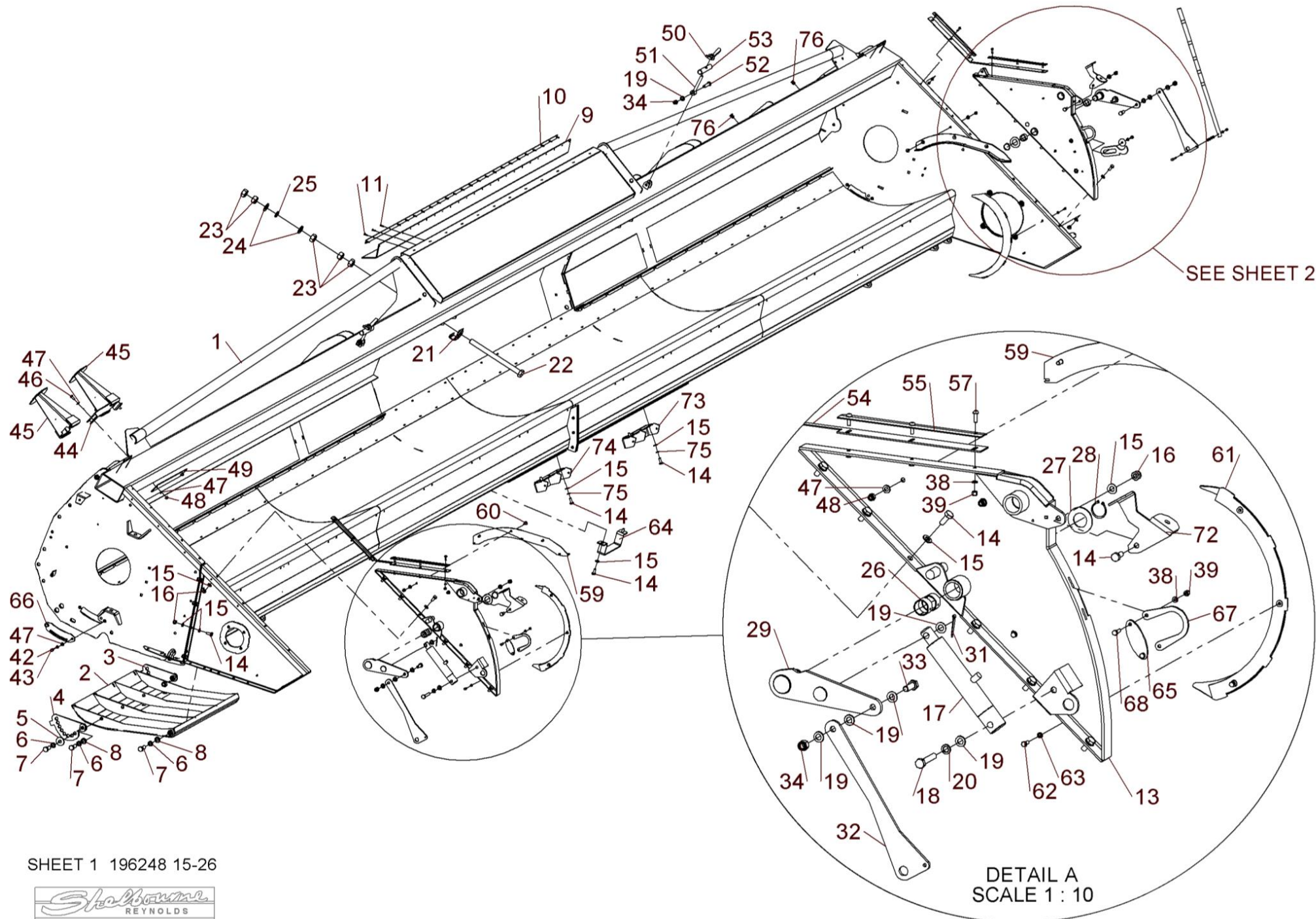


## Shelbourne Reynolds Engineering Limited

ASSY NUMBER: 196248 20				ASSY DESCRIPTION: FRAME & PARTS SUB RSD20			
ITEM	PART NO	DESCRIPTION	QTY	ITEM	PART NO	DESCRIPTION	QTY
1	198197 01	Rsd20 MAINFRAME	1	39	NUT-0260	NYLOC NUT	15
2	194395 01	SKID ASSY	2	40	192809 01	NOSE STOP LATCH	2
3	193828 01	SKID ADJUSTER PLATE LH	2	41	190119 05	WASHER	2
4	193828 02	SKID ADJUSTER PLATE RH	2	42	WSH-0058	SPRING WASHER	6
5	190119 07	WASHER (UPTO 2015)	4	43	HSS-0135	SETSCREW	6
6	WSHA30161	LOCK WASHER (2019 & ON)	12	44	193221 01	HEADER STAND BRACKET	1
OR	WSH-0070	SPRING WASHER (UP TO 2019)	12	45	290520 01	HEADER STAND (2018 & ON)	2
7	HSS-0317	SETSCREW	12	OR	193222 01	HEADER FRONT STAND (UPTO 2018)	2
8	WSH-0024	PLAIN WASHER (UP TO 2019)	12	46	HSS-0145	BOLT	2
9	194545 01	RUBBER SEAL	1	47	WSH-0012	PLAIN WASHER	14
10	194493 01	CLAMP STRIP	1	48	NUT-0263	NYLOC NUT	8
11	POP-0006	POP RIVET	25	49	195541 01	BACKING PLATE	1
12	194913 01	LH TOP PLATE ASSY	1	50	193244 01	RETAINING NUT	2
13	194913 02	RH TOP PLATE ASSY	1	51	193248 01	RETAINING SCREW	2
14	HSS-0191	SET SCREW	22	52	BLTA12380	BOLT	2
15	WSH-0015	PLAIN WASHER	34	53	193251 01	RETAINING BAR	2
16	NUT-0265	NYLOC NUT	18	54	194000 01	RUBBER SEAL	2
17	195075 01	HYDRAULIC RAM	2	55	199567 01	SEAL CLAMP	4
17a	RMSK00030	RAM SEAL KIT		56			
18	BLTA12410	BOLT	2	57	SCW-4960	BUTTON SKT.HD SCREW	12
19	WSH-0018	PLAIN WASHER	32	58	194385 01	NOSE RUNNER W/ASSY LH	1
20	WSH-0065	SPRING WASHER	4	59	194385 02	NOSE RUNNER W/ASSY RH	1
21	194987 01	LOCKING ASSY	2	60	SCW-1735	CSK SOCKET HD SCW	6
22	HSSA24994	SET SCREW	2	61	193363 01	ROTOR DEFLECTOR	2
23	NUT-0190	PLAIN NUT	10	62	HSS-0084	SET SCREW	6
24	WSH-0036	PLAIN WASHER	4	63	WSH-0056	SPRING WASHER	6
25	190548 62	WASHER	2	64	195126 01	FORK LIFT SHOE PLATE	2
26	BSHK03047	BUSH	4	65	HSS-0260	BOLT (SHIPPING ONLY)	2
27	WSH-1547	PLAIN WSH	2	OR	197309 01	PLATE (UPTO 2017)	2
28	CIR-1150	CIRCLIP	2	66	195844 01	COVER PLATE	2
29	194538 06	LIFT ARM LH	1	67	197308 01	HORSE SHOE PLATE (UPTO 2017)	2
30	194538 07	LIFT ARM RH	1	68	HSS-0086	SET SCREW	2
31	PIN-1150	SPLIT PIN	2				
32	194537 01	LINK ARM	2	70	WSH-0061	SPRING WASHER	4
33	HSS-0250	SET SCREW	2	71	198958 01	LIGHT BRACKET LH (2012 & ON)	1
34	NUT-0269	NYLOC NUT	4	OR	194381 01	LIGHT BRACKET LH (UPTO 2012)	1
35	HSSA06290	SET SCREW	1	72	198958 02	LIGHT BRACKET RH (2012 & ON)	1
36				OR	194381 02	LIGHT BRACKET RH (UPTO 2012)	1
37	192494 01	NOSE HEIGHT INDICATOR ROD	1	73	195125 01	FORK LIFT STOP PLATE LH	1
38	WSH-0009	PLAIN WASHER	21	74	195125 02	FORK LIFT STOP PLATE RH	1



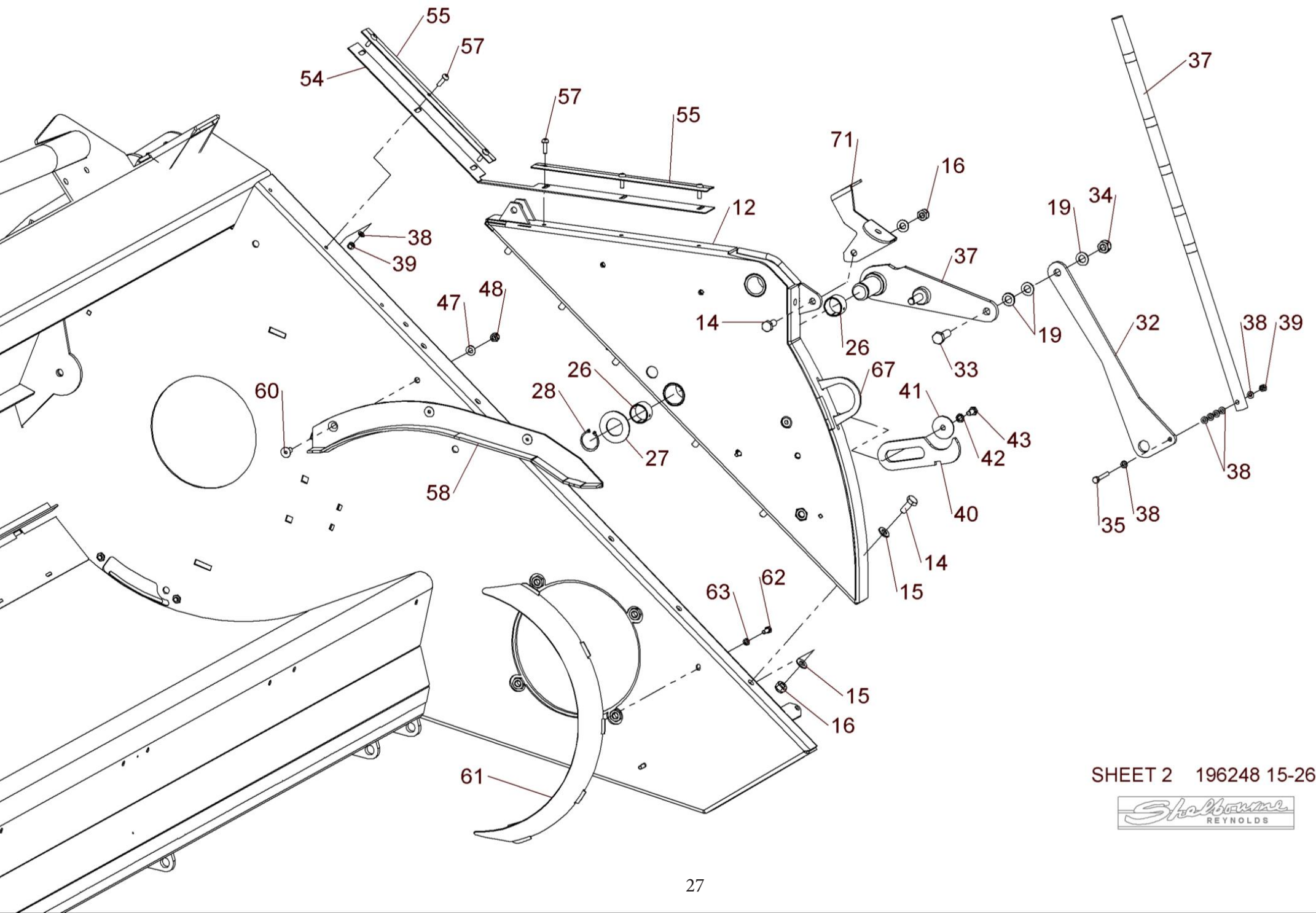
# Shelbourne Reynolds Engineering Limited



SHEET 1 196248 15-26



# Shelbourne Reynolds Engineering Limited



SHEET 2 196248 15-26

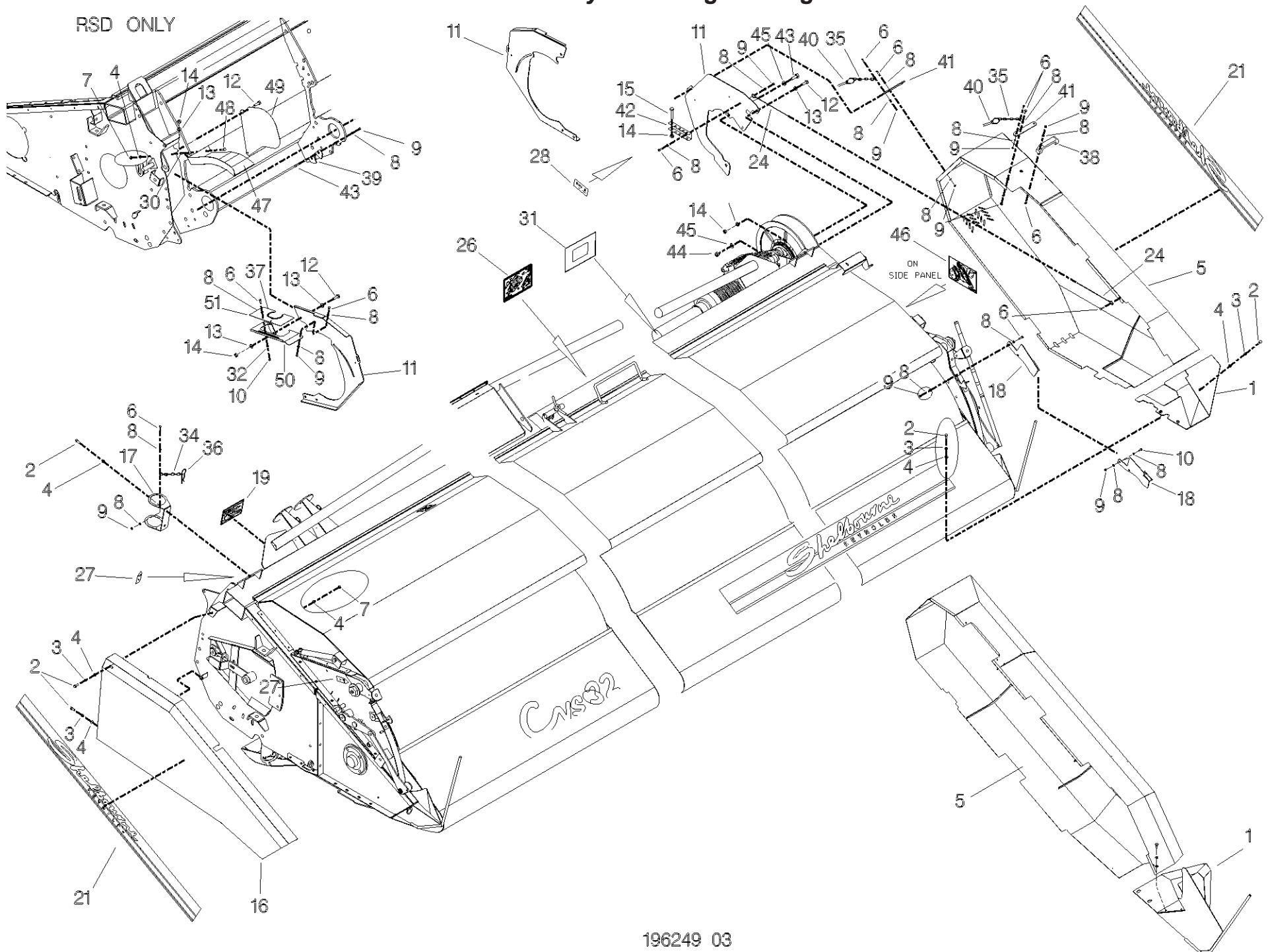




## Shelbourne Reynolds Engineering Limited

ASSY NUMBER: 196249 03				ASSY DESCRIPTION: EMBLEMS & GUARDS SUB VS			
ITEM	PART NO	DESCRIPTION	QTY	ITEM	PART NO	DESCRIPTION	QTY
1	198297 01	NOSE GUARD W/A (MID 2009 & ON)	1	39	198322 01	OIL LEVEL VIEWER	1
OR	197970 01	FRONT LH GUARD (2009 CVS ONLY)	1	40	PIN-01950	LYNCH PIN	2
2	HSS-0140	SET SCREW	6	41	198086 01	LATCH PLATE	2
3	WSH-0058	SPRING WASHER	7	42	191841 03	SHEAR BOLT HOLDER	1
4	WSH-0012	PLAIN WASHER	9	43	HSS-0096	SET SCREW	2
5	198246 01	LH SIDE GUARD (POWER BULGE)	1	44			
6	HSS-0086	SET SCREW	13	45			
7	NUT-0263	NYLOC NUT	4	46			
8	WSH-0009	PLAIN WASHER	24	47	198286 01	GEARBOX COVER PLT	1
9	NUT-0260	NYLOC NUT	16	48	HSS-0145	SET SCREW	5
10	SCW-4959	BUTT. SCK HD SCREW	2	49			
11	198013 01	LH REAR BACK PLATE ASSY	1	50	198255 01	ACTUATOR COVER	1
12	HSS-0198	SET SCREW	3	51	198256 01	ACTUATOR SLIDE	1
13	WSH-0015	PLAIN WASHER	8				
14	NUT-0265	NYLOC NUT	8				
15	BLTA10384	HEX.HEAD BOLT	5				
16	194873 01	RH SIDE GUARD	1				
17							
18	198289 01	GUARD SUPPORT BRACKET	1				
19	197861 01	EMBLEM (PATENTS)	1				
20							
21	198764 01	EMBLEM (SHELBOURNE REYNOLDS)	2				
22							
23							
24							
25							
26	198105 01	EMBLEM (HEADER MAINTENANCE)	1				
27	190702 04	EMBLEM (SLING POINT)	4				
28	613205 01	EMBLEM (SHEARBOLT PART NO)	1				
29	PCN-00100	MANUAL CANNISTER	1				
30	NUTA13087	NUTSERT	1				
31	290150 01	EMBLEM (COMBINE SETTINGS)	1				
32	WSH-1036	PENNY WASHER	2				
33	HSS-0084	BOLT	2				
34	CHN-0145	CHAIN	0.17				
35	CHN-0145	CHAIN	0.17				
35							
36							
37	EDS-11400	PVC EDGING STRIP	0.16m				
38	HND-0000	BLACK PLASTIC HANDLE	2				

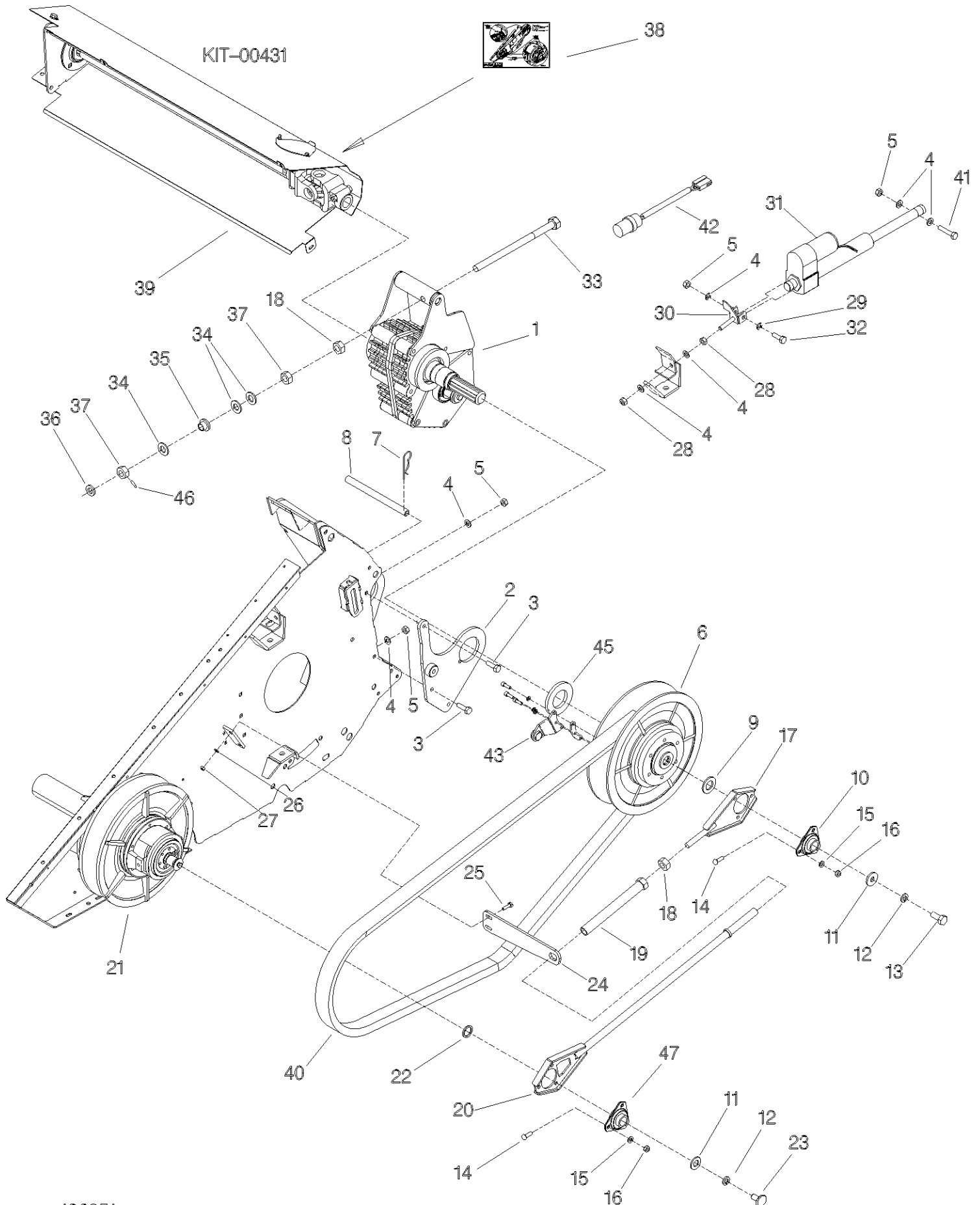
# **Shelbourne Reynolds Engineering Limited**



## Shelbourne Reynolds Engineering Limited

ASSY NUMBER: 196251 01				ASSY DESCRIPTION: INPUT/DRIVE MTG SUB ASSY CVS24 & DOWN			
ITEM	PART NO	DESCRIPTION	QTY	ITEM	PART NO	DESCRIPTION	QTY
1	GEA-0058	INPUT GEARBOX ASSY	1	34	WSH-0030	PLAIN WASHER	3
2	198018 01	GEARBOX SUPPORT PLT W/ASSY	1	35	198028 01	REAR SPRING BOSS	1
3	BLTA12290	BOLT	3	36	PIN-1150	SPLIT PIN (2013 & ON)	1
4	WSH-0018	PLAIN WASHER	6	37	NUT-0580	CASTLE NUT (2013 & ON)	2
5	NUT-0269	NYLOC NUT	5	OR	NUTA02200	NYLOC NUT (UPTO 2013)	1
6	KIT-01386	INPUT PULLEY ASSY (2012 & ON)	1	38	198106 01	EMBLEM (VARISPEED DRIVE)	1
OR	KIT-01321	INPUT PULLEY ASSY (UPTO 2012)	1	39	KIT-00528	PTO CONE KIT (2014 & ON)	1
7	CLP-00103	R CLIP	2	40	BEL-27357	VARI SPEED BELT	1
8	197102 01	LOCATING BAR	1	41	BLTA12380	BOLT	1
9	190119 24	WASHER	1	42	195050 01	LOOM & PLUG ASSY	1
10	BRG-0240	BEARING	1	43	198241 01	CAM ARM PLATE	1
11	190119 99	WASHER (2011 & ON)	2	44	197120 01	ACTUATOR CAM W/A (2012 & ON)	1
OR	190119 99	WASHER (UPTO 2011)	1	45	BRG-15050N	BEARING (2012 & ON)	1
12	WSHA30161	LOCK WASHER (2011 & ON)	2	46	PIN-1620	ROLL PIN (2013 & ON)	1
OR	WSH-0070	SPRING WASHER (UPTO 2011)	2	47	BRG-23000	BEARING (2011 & ON)	1
13	HSS-0315	SET SCREW	1	OR	BRG-0240	BEARING (UPTO 2011)	1
14	BLT-3745	COACHBOLT	6				
15	WSH-0015	PLAIN WASHER	6				
16	NUT-0265	NYLOC NUT	6				
17	198232 01	TIE ROD ASSY	1				
18	NUT-0185	PLAIN NUT (2013 & ON)	24				
OR	NUT-0185	PLAIN NUT (UPTO 2013)	4				
19	198235 01	TIE ROD ADJUSTER	1				
20	198236 01	TIE BAR ASSY	1				
21	KIT-01385	ROTOR PULLEY ASSY (2010 & ON)	1				
OR	KIT-01320B	ROTOR PULLEY ASSY (2009 ONLY)	1				
22	190548 56	SPACER	1				
23	HSS-0315	SET SCREW (2011 & ON)	1				
OR	197485 01	RETAINING STUB (UPTO 2011)	1				
24	198237 01	TIE ROD RETAINER	1				
25	HSS-0150	SET SCREW	2				
26	WSH-0012	PLAIN WASHER	2				
27	NUT-0263	NYLOC NUT	2				
28							
29							
30							
31	MOTE11006	ACTUATOR	1				
32	BLTA12440	BOLT	1				
33	198029 04	ADJUSTER ROD	1				

# **Shelbourne Reynolds Engineering Limited**



## Shelbourne Reynolds Engineering Limited

ASSY NUMBER: 196252 04				ASSY DESCRIPTION: ROTOR MTG SUB ASSY CVS			
ITEM	PART NO	DESCRIPTION	QTY	ITEM	PART NO	DESCRIPTION	QTY
1	194915 01	RH SIDE PLATE W/A	1				
2	BRG-3275	BEARING	2				
3	HSS-0235	SET SCREW	7				
4	WSH-0065	SPRING WASHER	8				
5	194401 01	SHIM	3				
6	194400 01	DIVISION PLATE	1				
7	BLTA12290	HEX.HEAD BOLT	5				
8	NUTA07120	AERO-TIGHT NUT	5				
9	WSH-0018	WASHER	8				
10	NUT-0269	NYLOC NUT	4				
11	194128 03	SHIM (1mm)	A/R				
12	194404 01	DIVIDING PLATE RH	1				
13	198991 01	DIVIDING PLATE LH	1				
14	SCW-0516	BUTT SOC HEAD SCREW	10				
15	WSH-0015	PLAIN WASHER	13				
16	NUT-0265	NYLOC NUT	10				
17	192876 01	SHIM (1mm)	A/R				
18	192876 02	SHIM (2mm)	A/R				
19	HSS-0250	SET SCREW	5				
20	198077 01	DRIVE SHAFT (60mm)	1				
21	HSSG10204	SETSCREW	6				
22	195922 01	BEARING MTG PLATE	1				
23	BRG-26041	BEARING (60mm)	1				
24	HSS-0318	SET SCREW	4				
25	WSH-0024	PLAIN WASHER	4				
26	NUT-0271	NYLOC NUT	4				
27	198141 01	FOOT PACKER PLATE	1				
28	190548 30	SHIM 1mm	1				
29	190548 31	SHIM 2mm	2				
30	NIP-00600	GREASE NIPPLE	2				
31	NIP-0001	GREASE NIPPLE	1				
32	199889 01	SHIM 1mm	A/R				
OR	199889 02	SHIM 2mm	A/R				
33	199890 01	SHIM 1mm	A/R				
OR	199890 02	SHIM 2mm	A/R				



This technical drawing is an exploded view of a mechanical assembly, likely a door or hatch mechanism. It includes the following components and callouts:

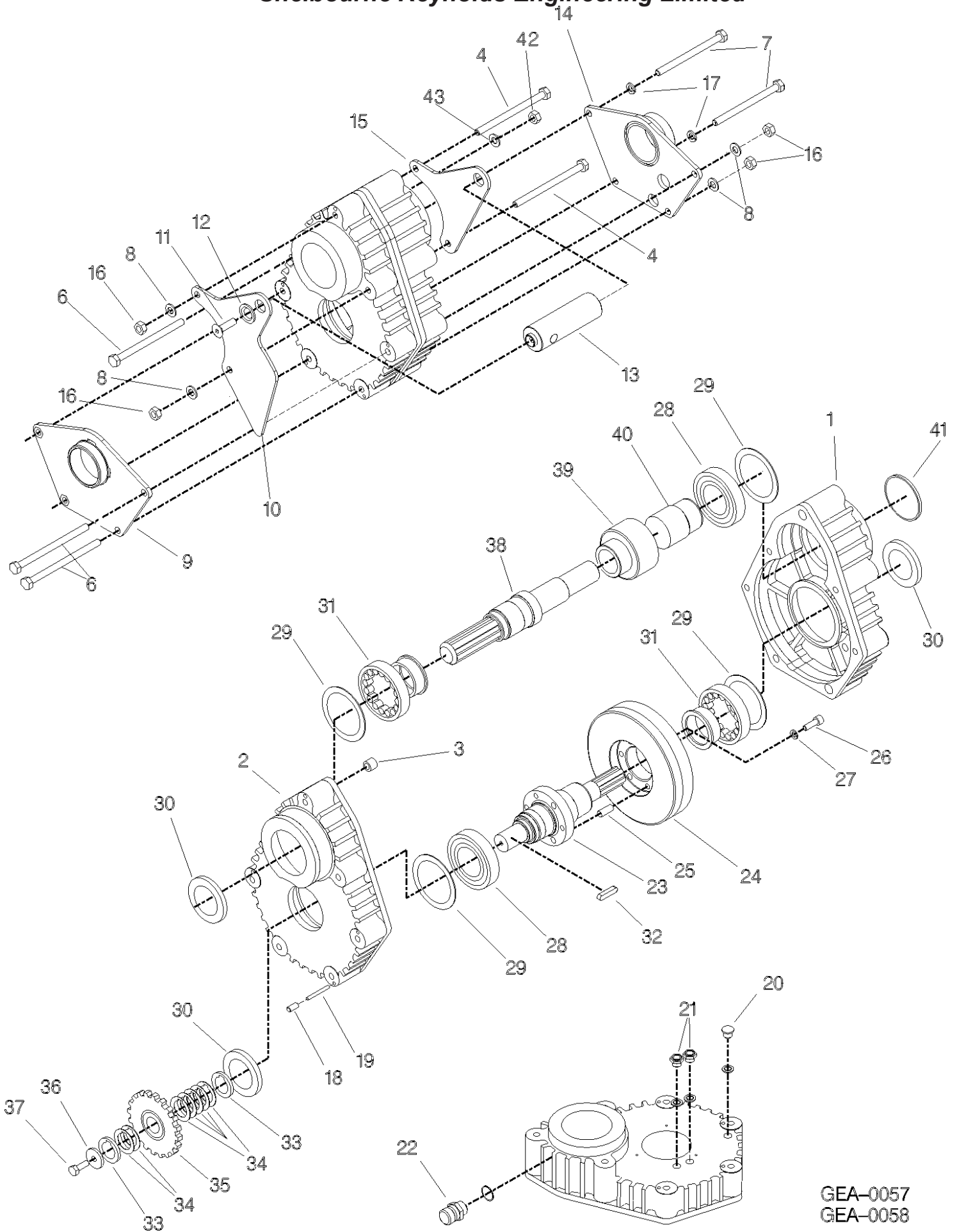
- Main Assembly:** A large rectangular frame with internal structural members.
- Callout A:** A circular detail showing a hinge or pivot mechanism at the top right corner.
- Callout B:** A circular detail showing a hinge or pivot mechanism at the bottom left corner.
- Callout C:** A circular detail showing a hinge or pivot mechanism at the bottom right corner.
- DETAIL A:** A detailed view of a hinge assembly, showing a shaft (20) passing through a flange (21) and a series of rollers (22, 23, 24, 25, 26, 27, 28, 29).
- DETAIL B:** A detailed view of a hinge assembly, showing a shaft (2) passing through a flange (11) and a series of rollers (3, 4, 5, 6, 7, 8, 9, 10, 11, 12, 13, 14, 15, 16, 17, 18, 19, 20, 21, 22, 23, 24, 25, 26, 27, 28, 29, 30, 31, 32, 33).
- DETAIL C:** A detailed view of a hinge assembly, showing a shaft (2) passing through a flange (11) and a series of rollers (3, 4, 5, 6, 7, 8, 9, 10, 11, 12, 13, 14, 15, 16, 17, 18, 19, 20, 21, 22, 23, 24, 25, 26, 27, 28, 29, 30, 31, 32, 33).

The diagram is labeled with the number 196252 04 in the bottom right corner, along with the Reynolds logo.

## Shelbourne Reynolds Engineering Limited

ASSY NUMBER: GEA-0058				ASSY DESCRIPTION: INPUT GEARBOX ASSY VARIABLE SPEED			
ITEM	PART NO	DESCRIPTION	QTY	ITEM	PART NO	DESCRIPTION	QTY
1	197619 03	CASE HALF (PTO SIDE)	1	OR	192768 08	AUGER DRIVE SPROCKET (13T)	1
2	197619 02	CASE HALF (PULLEY SIDE)	1	OR	192768 20	AUGER DRIVE SPROCKET (12T)	1
3	192598 01	DOWEL	3	36	190548 01	RETAINING WASHER	1
4	BLTA12810	HEX HEAD BOLT	2	37	HSSF10174	HEX HD SCREW	1
5				38	194964 01	PINION SHAFT	1
6	BLTA12750	HEX HEAD BOLT	3	39	193599 09	PINION GEAR (32 TOOTH)	1
7	BLT-2276	HEX.HEAD BOLT	2	OR	193599 11	PINION GEAR (34 TOOTH)	1
8	WSH-0018	PLAIN WASHER	4	OR	193599 12	PINION GEAR (30 TOOTH)	1
9	198021 01	G/BOX MTG PLT LH	1	OR	193599 13	PINION GEAR (36 TOOTH)	1
10	198026 01	G/BOX ADJ PLT LH	1	40	195526 01	SLEEVE	1
11	SCW-1930	CSK SKT HD SCREW	2	41	SEAZ09000	CORE PLUG SEAL	1
12	198024 01	CSK WASHER	2	42	NUT-0270	NYLOC NUT (THIN)	1
13	198023 01	GEARBOX ADJUSTER	1	43	WSH-0019	PLAIN WASHER (FORM B)	1
14	198022 01	G/BOX MTG PLT RH	1				
15	198025 01	G/BOX ADJ PLT RH	1				
16	NUT-0269	NYLOC NUT	4		GEA-0058CNH	SPARES GEARBOX ASSY C/W 35T & 34T GEARS	
17	WSHA20121	SHAKEPROOF WASHER	2		GEA-0058JD/CIH	SPARES GEARBOX ASSY C/W 37T & 32T GEARS	
18	SCW-4535	GRUBSCREW	3		GEA-0058LEX	SPARES GEARBOX ASSY C/W 33T & 36T GEARS	
19	192597 01	JACKING ROD	3				
20	FIT-0253	DRAIN PLUG	1				
21	FITD00005	SIGHT GLASS/SEAL	2				
22	FIT-0255	BREATHER	1				
23	192591 01	INPUT SHAFT	1			ABOVE SPARE GEARBOX ASSY DO NOT INCLUDE MOUNTING PLATES & AUGER SPROCKET, ITEMS, 9,10,11, 12,13,14,15,33,34,35,36 & 37	
24	192592 09	INPUT GEAR (37 TOOTH)	1				
OR	192592 11	INPUT GEAR (35 TOOTH)	1				
OR	192592 12	INPUT GEAR (39 TOOTH)	1				
OR	192592 13	INPUT GEAR (33 TOOTH)	1				
25	PIN-61217	DOWEL PIN	3				
26	SCW-0196	CAP HEAD SCREW	3				
27	WSH-0061	SPRING WASHER	3				
28	BRG-7040	BEARING	2				
29	192596 01	RING	4				
30	SEA-0590	SHAFT SEAL	3				
31	BRG-16080	SUPPORT	2				
32	K1008045	KEY	1				
33	191692 01	SPACER	2				
34	191692 02	SPACER	7				
35	192768 18	AUGER DRIVE SPROCKET (18T)	1				
OR	192768 04	AUGER DRIVE SPROCKET (16T)	1				
OR	192768 16	AUGER DRIVE SPROCKET (15T)	1				
OR	192768 10	AUGER DRIVE SPROCKET (22T)	1				

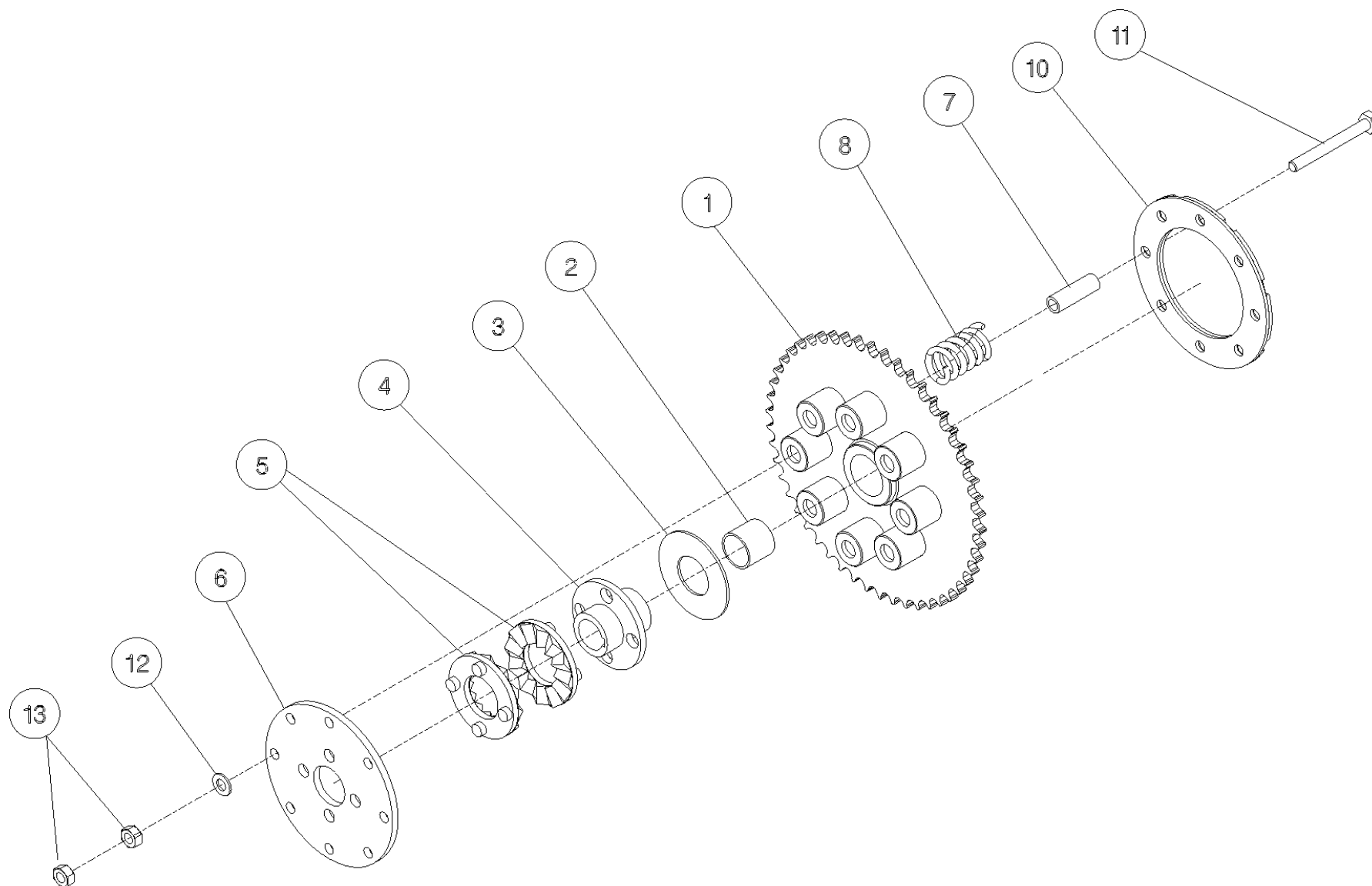
# **Shelbourne Reynolds Engineering Limited**



GEA-0057  
GEA-0058

## Shelbourne Reynolds Engineering Limited

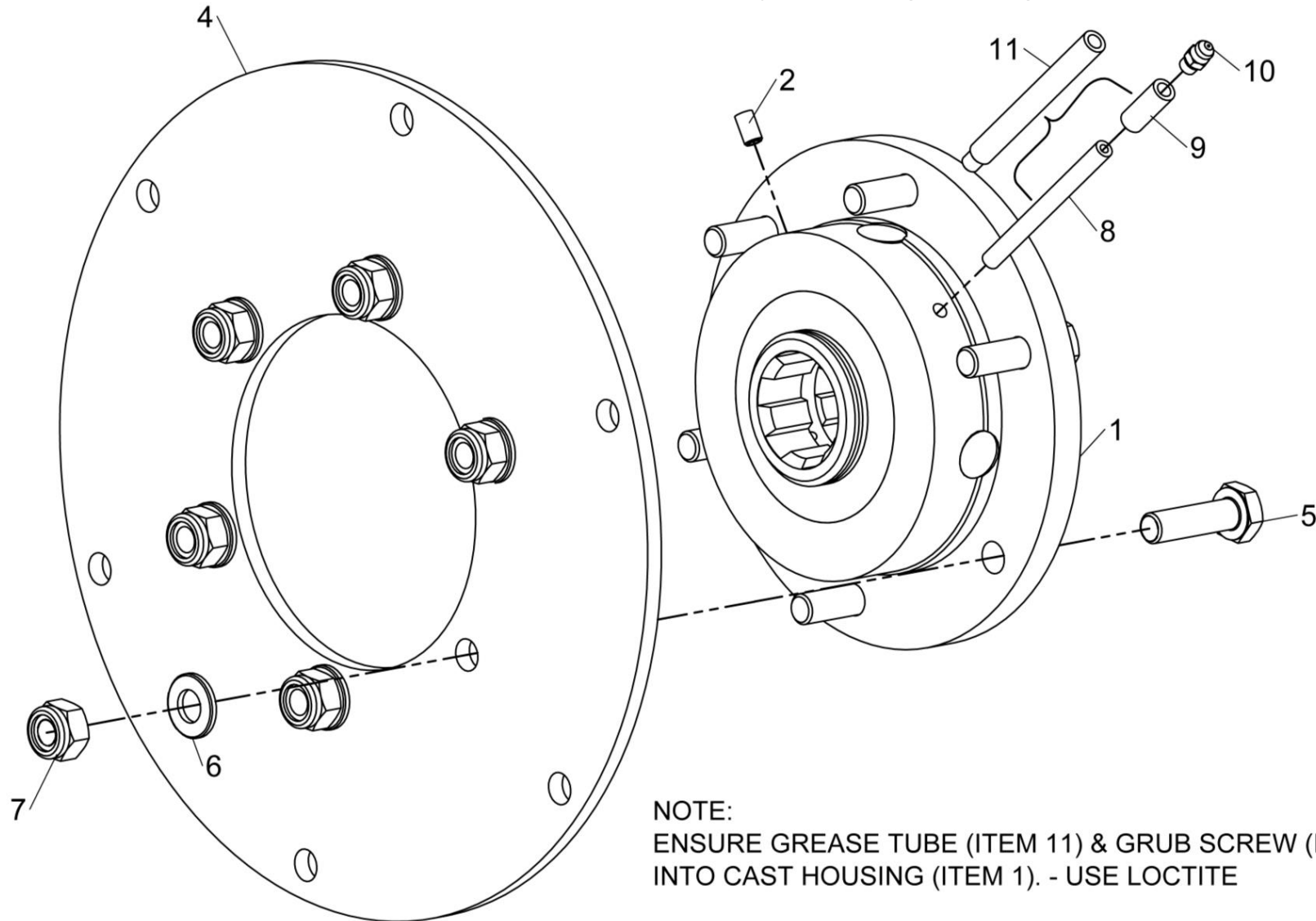
ASSY NUMBER: KIT-00121				ASSY DESCRIPTION: AUGER DRV/SPRKT CLUTCH			
ITEM	PART NO	DESCRIPTION	QTY	ITEM	PART NO	DESCRIPTION	QTY
1	290466 01	50T SPROCKET ASSY	1				
2	BSHK05056	BUSH	1				
3	192008 02	THRUST WASHER	1				
4	195850 01	SPLINED CLUTCH HUB	1				
5	131005	CLUTCH PLATE	2				
6	195429 01	DRIVE DISC	1				
7	131073 04	SPACER	8				
8	131063	SPRING	8				
10	195427 01	LOCKING RING	1				
11	BLT-2270	BOLT	8				
12	WSH-0018	PLAIN WASHER	8				
13	NUT-0170	PLAIN NUT	16				





## Shelbourne Reynolds Engineering Limited

ASSY NUMBER: KIT-00976A				ASSY DESCRIPTION: BALL JOINT CTR COUPLING			
ITEM	PART NO	DESCRIPTION	QTY	ITEM	PART NO	DESCRIPTION	QTY
1 OR	193114 05 193114P	SPLINED BALL SPARE SPLINED BALL ASSY (ALTERNATIVE TO 193114 01)	1				
2							
3			1				
4	193106 01	DRIVE RING PLATE					
5	HSS-0198	SETSCREW	6				
6	WSH-0015	PLAIN WASHER	6				
7	NUT-0265	NYLOC NUT	6				
8	193077 01	GREASE PIPE (UPTO 2022)	1				
9	193078 01	GREASE PIPE SLEEVE (UPTO 2022)	1				
10	NIP-00600	GREASE NIPPLE	1				
11	292226 01	GREASE PIPE (2022 & ON) SUPPLY IN PLACE OF ITEMS 8 & 9	1				



**NOTE:**

ENSURE GREASE TUBE (ITEM 11) & GRUB SCREW (ITEM 2) ARE ASSEMBLED INTO CAST HOUSING (ITEM 1). - USE LOCTITE

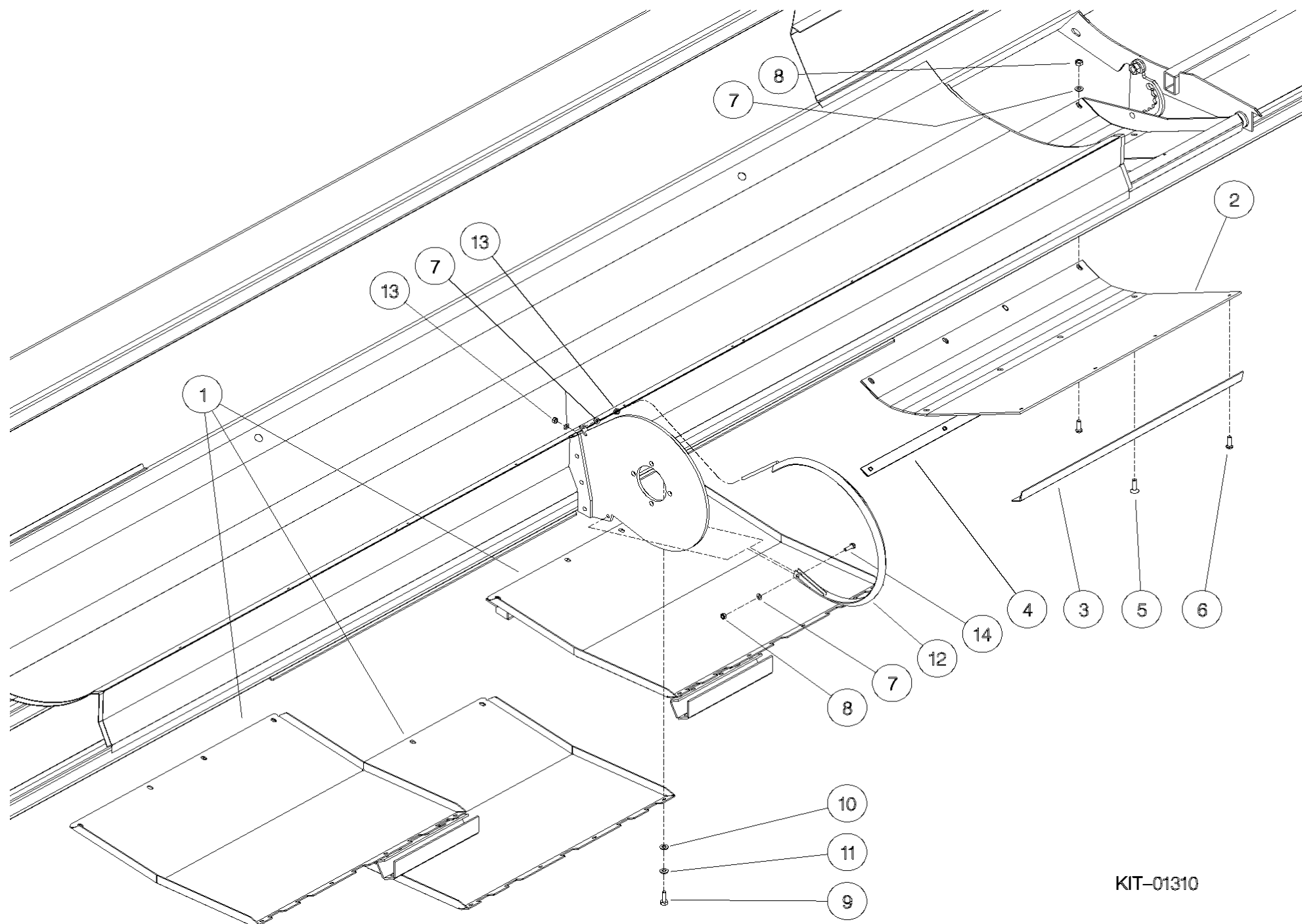
THE ORIENTATION SHOWN IS FOR A R.H. ROTOR, SWAP ITEMS 2 & 11 FOR A LH ROTOR

KIT-00976



## Shelbourne Reynolds Engineering Limited

ASSY NUMBER: KIT-01310				ASSY DESCRIPTION: UNIVERSAL BELLY/WEAR KIT			
ITEM	PART NO	DESCRIPTION	QTY	ITEM	PART NO	DESCRIPTION	QTY
1	195866 01	BELLY PAN	3				
2	195111 01	SKID WEAR PLATE	2				
3	195142 01	FIXING PLATE	2				
4	195144 01	FIXING PLATE	2				
5	SCW-1740	CSK SOCKET HD SCW	8				
6	BLT-2700	COACHBOLT	16				
7	WSH-0012	PLAIN WASHER	27				
8	NUT-0263	NYLOC NUT	25				
9	HSS-0191	SET SCREW	8				
10	WSH-0015	PLAIN WASHER	4				
11	WSH-0061	SPRING WASHER	8				
12	192502 01	VEE STRIP ASSY	1				
13	NUT-0164	PLAIN NUT	2				
14	HSS-0145	SET SCREW	1				



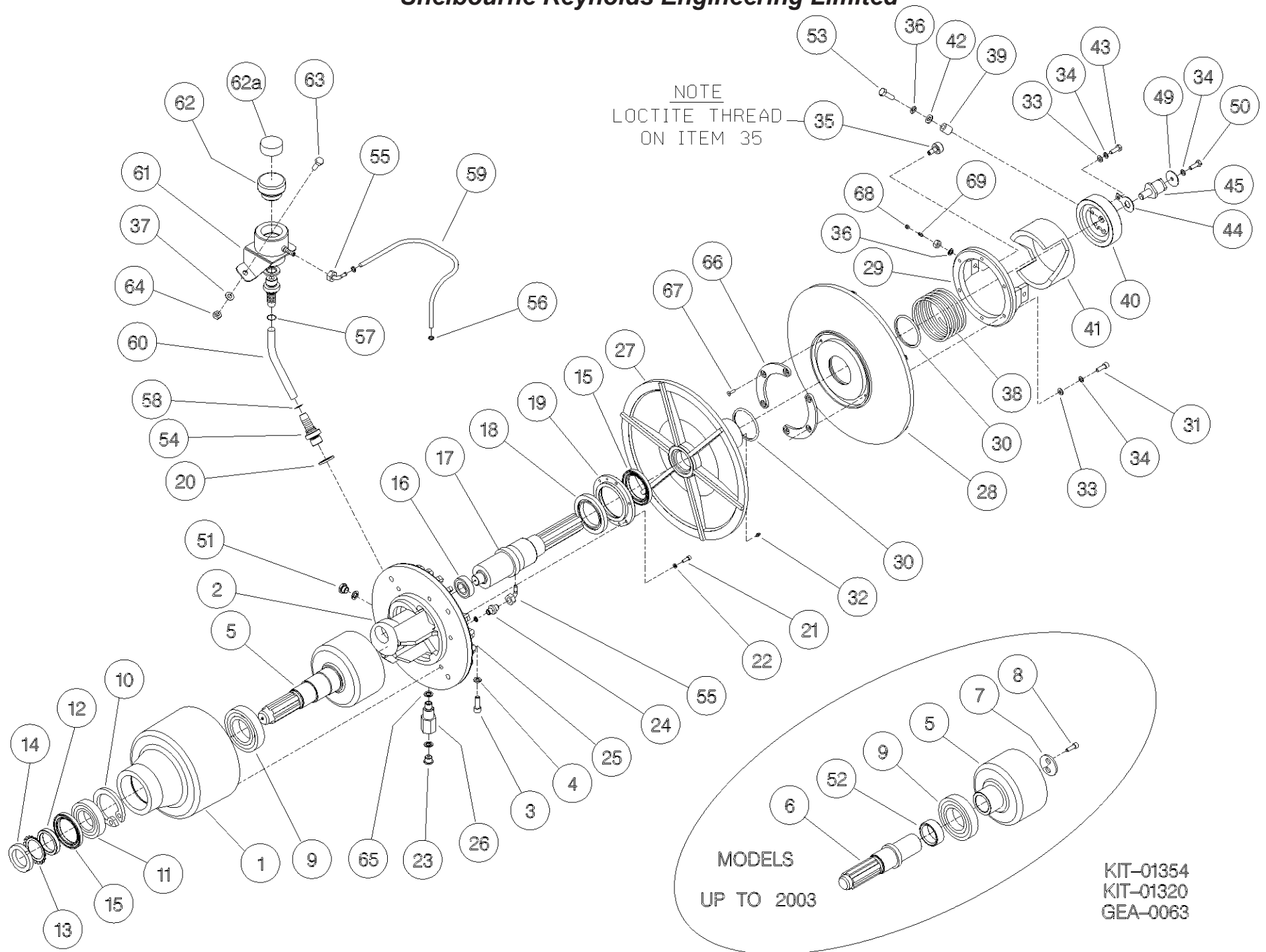
KIT-01310

## Shelbourne Reynolds Engineering Limited

ASSY NUMBER: KIT-01320B				ASSY DESCRIPTION: ROTOR PULLEY ASSY			
ITEM	PART NO	DESCRIPTION	QTY	ITEM	PART NO	DESCRIPTION	QTY
27	193570 01	INNER PULLEY SHEAVE	1				
28	193571 01	OUTER PULLEY SHEAVE	1				
29	194194 01	CAM FOLLOWER BRACKET	1				
30	ORA300750	'O'RING	2				
31	HSS-0152	SET SCREW	6				
32	NIP-00610	GREASE NIPPLE	1				
33	WSH-0012	PLAIN WASHER	12				
34	WSH-0058	SPRING WASHER	12				
35	197640 01	CAM FOLLOWER ASSY	2				
36	WSH-0061	SPRING WASHER	2				
37							
38	SPGC00042	SPRING WHITE (2007,08 & ON)	1				
39	194202 01	SLEEVE	2				
40	197522 02	CAM CARRIAGE WHITE (2007,08&ON)	1				
41	194204 01	CAM	1				
42	190119 11	WASHER	2				
43	HSS-0157	SET SCREW	6				
53	HSS-0202	SET SCREW	2				



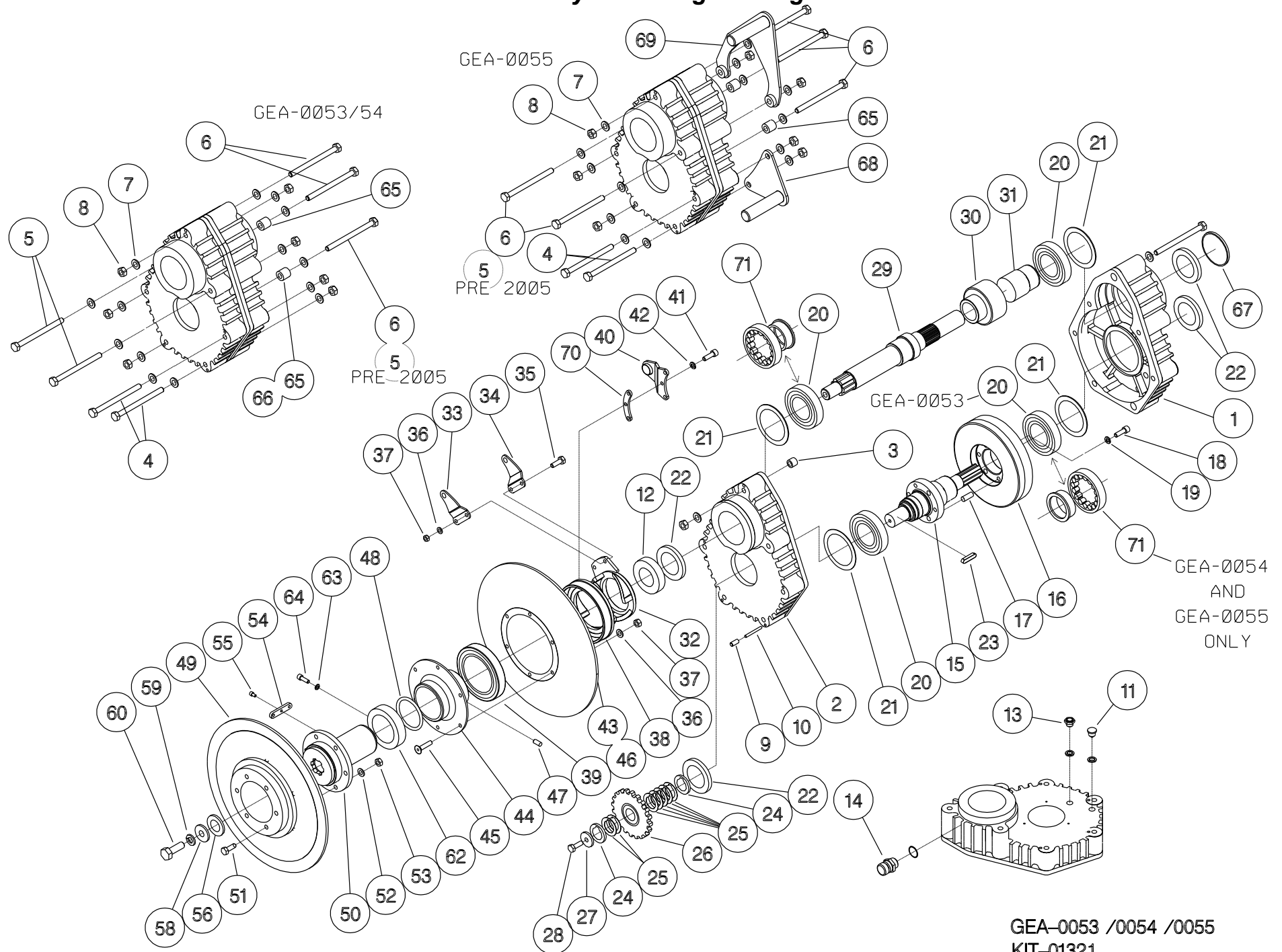
# Shelbourne Reynolds Engineering Limited



## Shelbourne Reynolds Engineering Limited

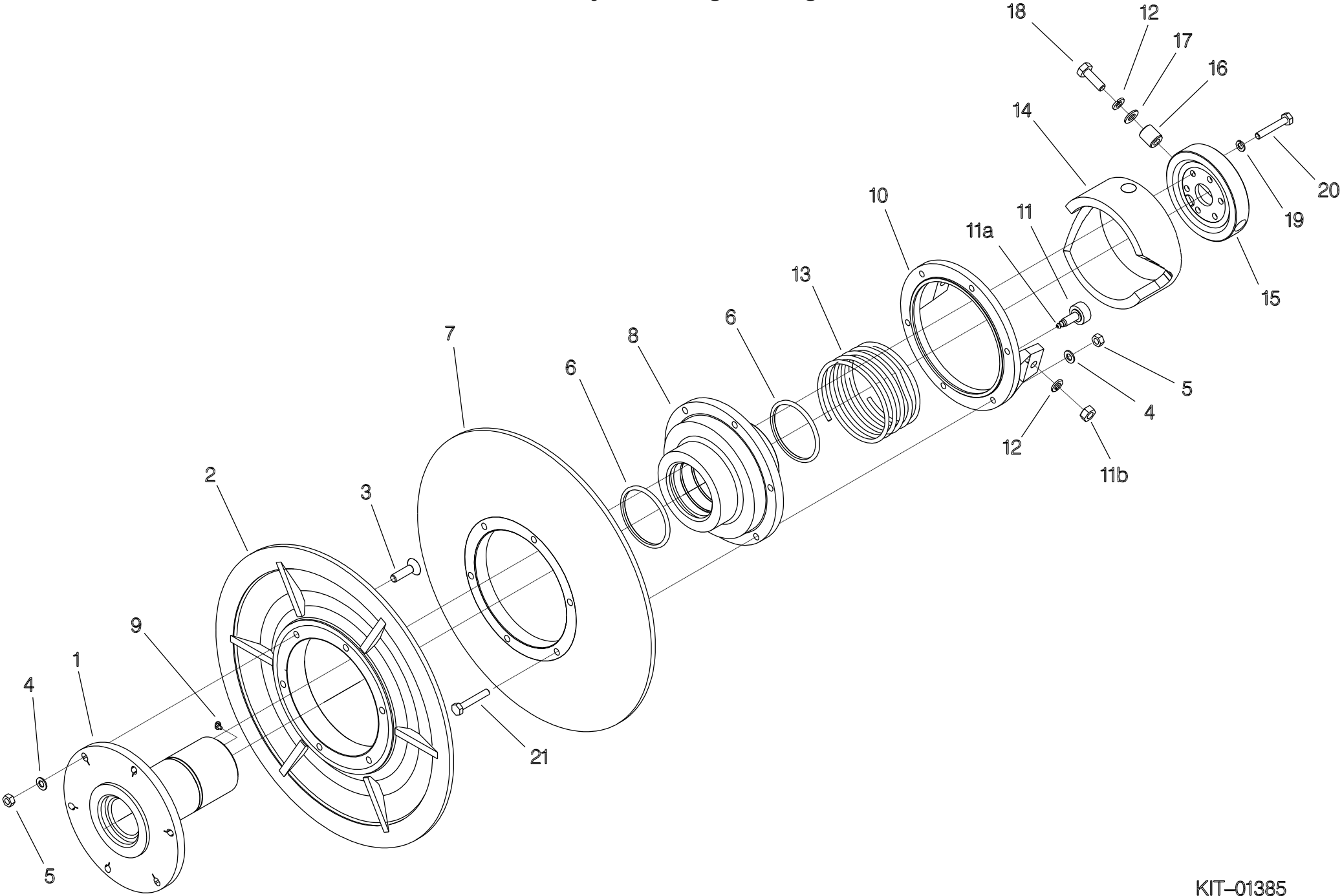
ASSY NUMBER: KIT-01321				ASSY DESCRIPTION: INPUT GEARBOX PULLEY			
ITEM	PART NO	DESCRIPTION	QTY	ITEM	PART NO	DESCRIPTION	QTY
12	BRG-15050	BEARING	1	59	WSH-0070	SPRING WASHER	1
				60	HSS-0315	SET SCREW	1
32	197120 01	ACTUATOR CAM ASSY	1	62	195012 01	'O' RING CAP	1
33	197122 01	ACTUATOR ARM PIVOT PLATE LH	1	63	WSH-0054	SPRING WASHER	3
34	197122 02	ACTUATOR ARM PIVOT PLATE RH	1	64	HSS-0056	SET SCREW	3
35	HSS-0150	BOLT	2				
36	WSH-0012	WASHER USE WITH SCEA08353	14	70	197465 01	CAM ARM SPACER 2006 & ON	1
		AND ITEM 35					
OR	WSHA30081	WASHER USE WITH SCEA08323	12				
37	NUT-0263	NYLOC NUT USE WITH SCEA08353	14				
		AND ITEM 35					
OR	NUT-0164	NYLOC NUT USE WITH SCEA08323	12				
38	194970 01	STATIC CAM	1				
39	BRG-19500	BEARING	1				
40	194978 01	STATIC CAM ARM ASSY	1				
OR	198241 01	CAM ARM PLATE	1				
41	SCW-0133	CAP HEAD SCREW 2006&ON	3				
OR	SCW-0133	CAP HEAD SCREW PRE 2006					
42	WSH-0058	SPRING WASHER	3				
43	197462 01	INNER PULLEY	1				
OR	194946 01	INNER PULLEY	1				
44	197463 01	INNER PULLEY HUB	1				
OR	194963 01	INNER PULLEY HUB	1				
45	SCEA08353	CSK SCREW	12				
OR	SCEA08323	CSK SCREW	12				
OR	SCEA08293	CSK SCREW	6				
46	NIP-00600	GREASE NIPPLE	1				
47	SCW-4528	GRUB SCREW	1				
48	ORA390075	O RING	1				
49	194947 01	OUTER PULLEY	1				
50	194961 01	OUTER PULLEY HUB	1				
51	SCCA10323	CAP HEAD SCREW	6				
52	WSH-0015	PLAIN WASHER	6				
53	NUT-0265	NYLOC NUT	6				
54	194960 01	MODIFIED KEY	2				
55	SCW-0080	CAP HEAD SCREW	4				
56	190119 24	WASHER	1				
58	190119 07	WASHER	1				

# Shelbourne Reynolds Engineering Limited



## Shelbourne Reynolds Engineering Limited

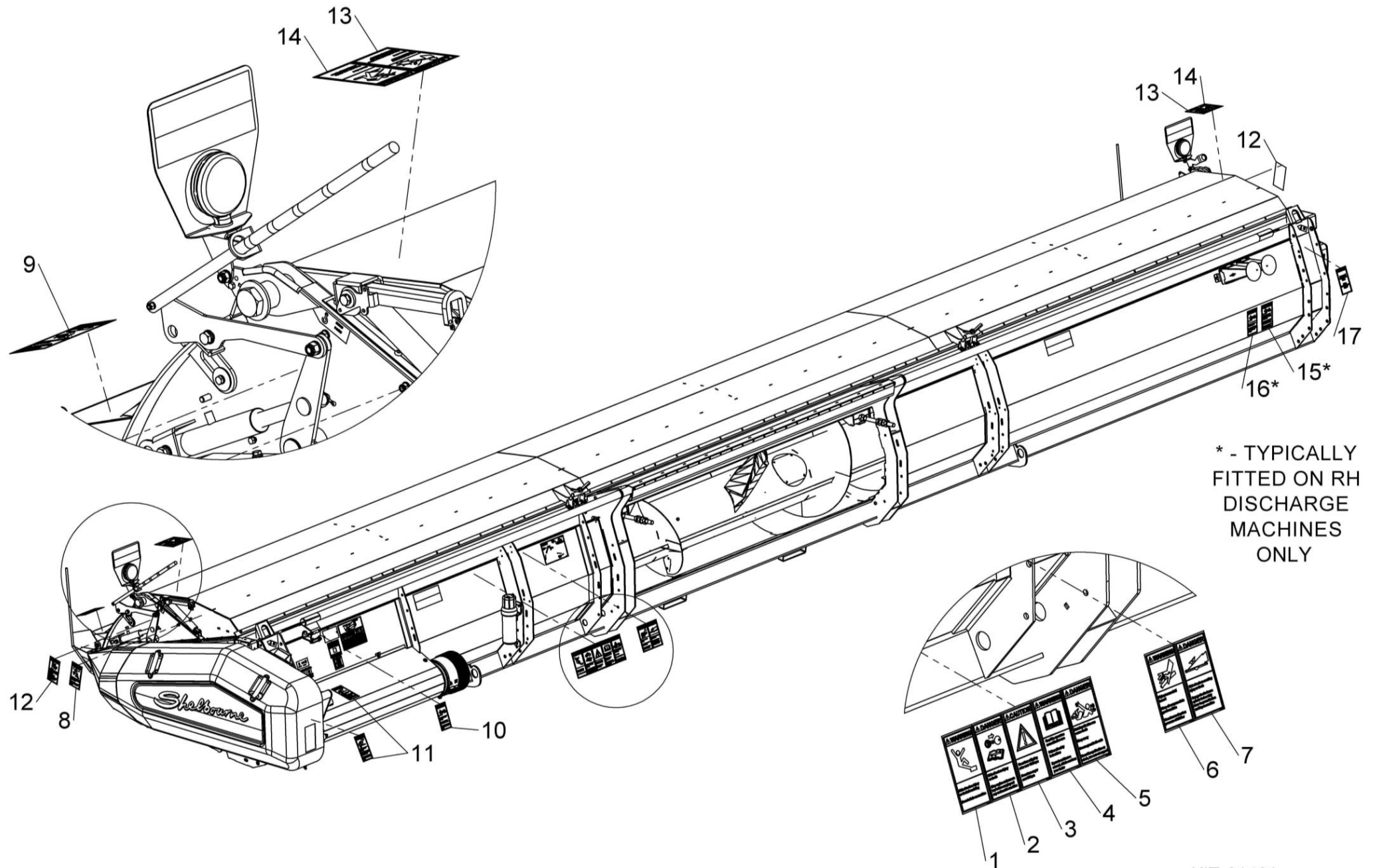
ASSY NUMBER: KIT-01385				ASSY DESCRIPTION: ROTOR PULLEY ASSY (BOLT IN HUBS) 2010 & ON			
ITEM	PART NO	DESCRIPTION	QTY	ITEM	PART NO	DESCRIPTION	QTY
1	199349 01	INNER PULLEY HUB	1				
2	198269 01	INNER FRONT PULLEY	1				
3	SCEA08353	CSK.SOC HD SCREW	6				
4	WSH-0012	PLAIN WASHER	12				
5	NUT-0263	NYLOC NUT	12				
6	ORA300750	O RING	2				
7	198268 01	OUTER FRONT PULLEY	1				
8	199409 01	OUTER PULLEY HUB	1				
9	NIP-00610	GREASE NIPPLE	1				
10	198267 01	CAM FOLLOWER BRACKET	1				
11	197640 01	CAM FOLLOWER BEARING ASSY	2				
11a	KIT-01428	SPARE GREASE ZERK/NIPPLE KIT					
11b	KIT-01432	SPARE NUT & WASHER KIT					
12	WSH-0061	SPRING WASHER	4				
13	SPGC00042	SPRING (WHITE)	1				
14	194204 01	CAM	1				
15	197522 02	CAM CARRIAGE	1				
16	194202 01	SLEEVE	2				
17	190119 11	WASHER	2				
18	HSS-0202	SETSCREW	2				
19	WSH-0058	SPRING WASHER	6				
20	HSSA08380	SETSCREW (UP TO 2018)	6				
OR	HSS-0155	SETSCREW (2018 & ON)	6				
21	BLTA08350	HEX HEAD BOLT	6				





## Shelbourne Reynolds Engineering Limited

ASSY NUMBER: KIT-01401				ASSY DESCRIPTION: SAFETY DECAL KIT NORTH AMERICA			
ITEM	PART NO	DESCRIPTION	QTY	ITEM	PART NO	DESCRIPTION	QTY
1	198835 01	EMBLEM - DO NOT CLIMB	1				
2	198840 01	EMBLEM - STOP ENGINE	1				
3	198838 01	EMBLEM - SPEED RESTRICTION	1				
4	199011 01	EMBLEM - READ OPS MANUAL	1				
5	198842 01	EMBLEM - ROTATING DRIVE LINE	1				
6	198832 01	EMBLEM - HIGH PRESSUE FLUID	1				
7	198844 01	EMBLEM - RISK OF CRUSHING	1				
8	198843 01	EMBLEM - HOOD LOCK	1				
9	198836 01	EMBLEM - CROP DEFLECTOR LOCK	1				
10	198839 01	EMBLEM - AUGER	1				
11	198837 01	EMBLEM - MOVING PARTS UNDER	2				
12	198833 01	EMBLEM - CROP DEFLECTOR HAND	2				
13	198841 01	EMBLEM - ROTOR KEEP AWAY	2				
14	198834 01	EMBLEM - STAND CLEAR ROTOR	2				
15	291880 01	EMBLEM - AUGER UNDER COVER	1				
16	291881 01	EMBLEM - AUGER NO COVER	1				
17	291968 01	EMBLEM - P65	1				

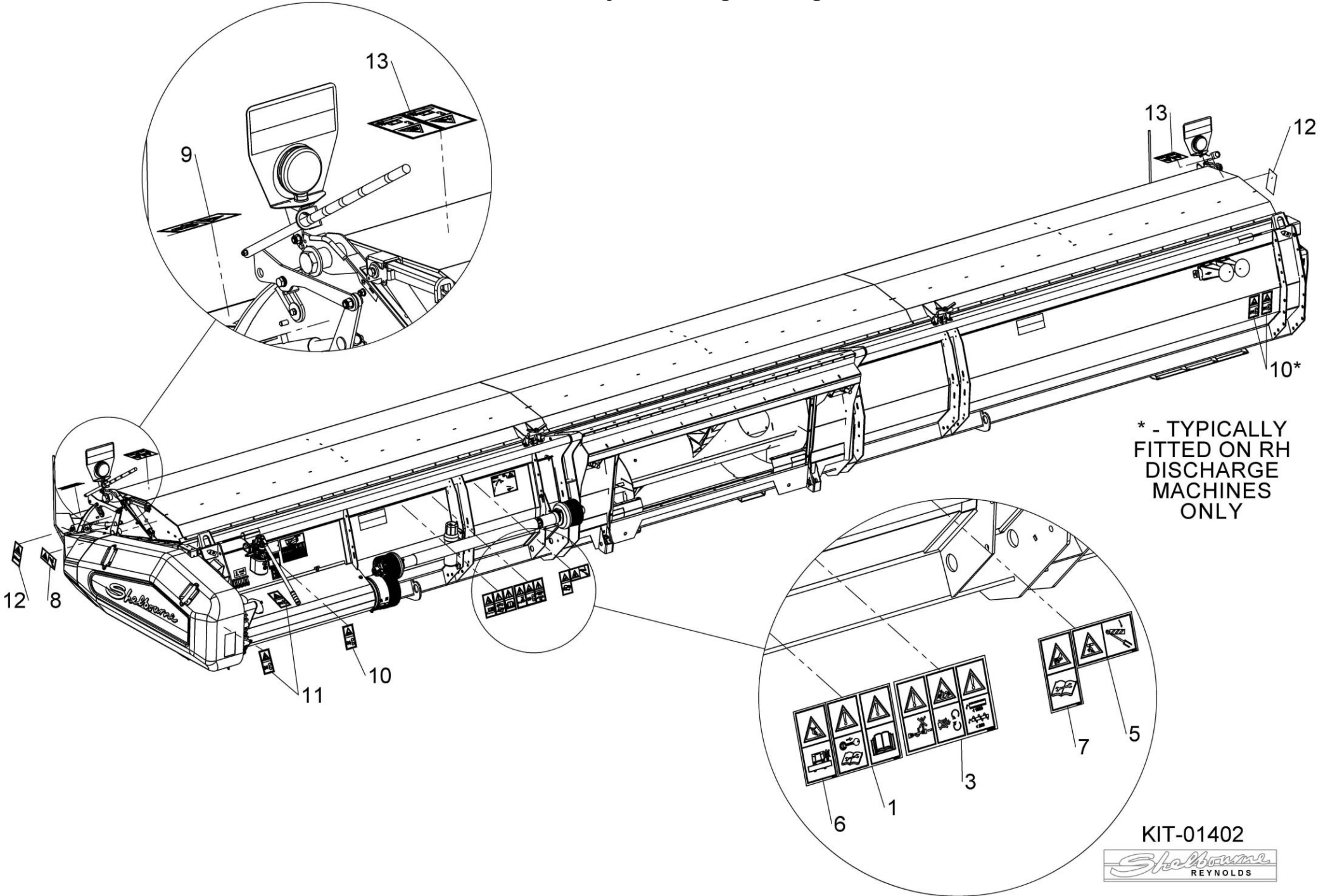


KIT-01401



## Shelbourne Reynolds Engineering Limited

ASSY NUMBER: KIT-01402				ASSY DESCRIPTION: SAFETY DECAL KIT ISO			
ITEM	PART NO	DESCRIPTION	QTY	ITEM	PART NO	DESCRIPTION	QTY
1	TNF-0011	EMBLEM - SAFETY MAINTENANCE	1				
2		OPERATORS MANUAL					
3	TNF-0012	EMBLEM - PTO GUARDS	1				
4		ROTOR/AUGER SPEED					
		PTO CHAIN					
5	210435 01	EMBLEM - FEEDER HOUSE LOCK	1				
6	198847 01	EMBLEM - CLIMBING	1				
7	198846 01	EMBLEM - HIGH PRESSURE OIL	1				
8	210435 01	EMBLEM - HOOD LOCK	1				
9	198845 01	EMBLEM - CROP DEFLECTOR LOCK	1				
10	193393 01	EMBLEM - AUGER	3				
11	193392 01	EMBLEM - MOVING PARTS UNDER	2				
12	800215 01	EMBLEM - CROP DEFLECTOR HAND	2				
13	TNF-0010	EMBLEM - FLYING OBJECTS	2				
14		ROTOR ENTANGLEMENT					



\* - TYPICALLY  
FITTED ON RH  
DISCHARGE  
MACHINES  
ONLY

KIT-01402

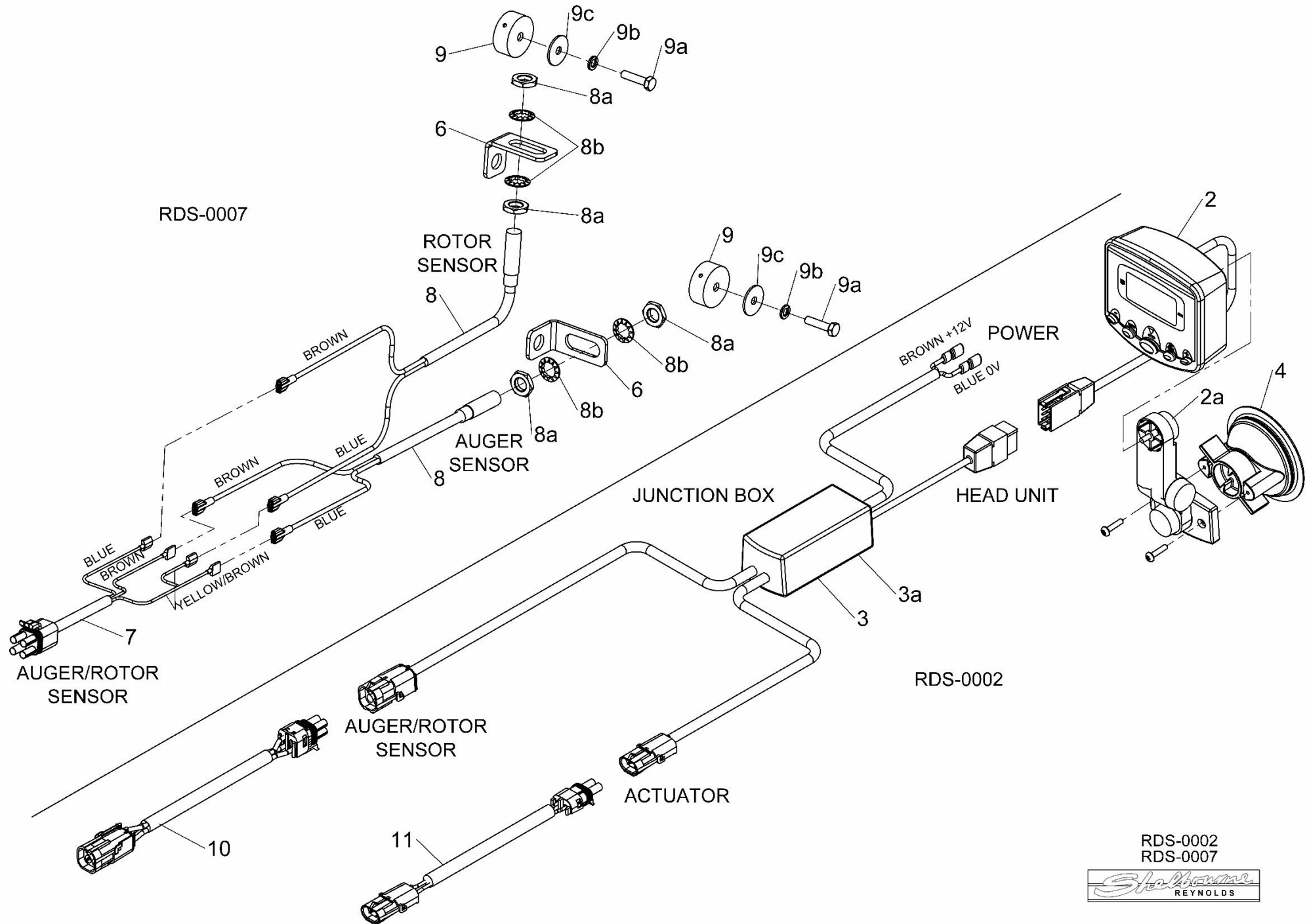


## Shelbourne Reynolds Engineering Limited

ASSY NUMBER: RDS-0002 & RDS-0007				ASSY DESCRIPTION: RDS EQUIPMENT VARIABLE SPEED			
ITEM	PART NO	DESCRIPTION	QTY	ITEM	PART NO	DESCRIPTION	QTY
1	RDS-0002	COMBINE TACHO HEAD KIT & LOOM STEP DRIVE, INC ITEMS 2 & 3	1				
2	RDS-0027	TACHO HEAD, INC ITEM 2a	1				
2a	RDS-0029	TACHO HEAD FIX.ARM KIT					
3	RDS-0028	JUNCTION BOX/COMBINE LEAD (VS)	1				
3a	FUS-00026	FUSE (15 AMP BLADE)					
4	LCL-01249	RAM MOUNT SUCTION CUP	1				
5	RDS-0007	HEADER LOOM & SENSOR KIT (SD) INC ITEMS 6,7,8 & 9	1				
6	198323 01	SENSOR BRACKET (SLOTTED)	2				
7	RDS-0017	HEADER LEAD	1				
8	RDS-0018	SHAFT SENSOR,INC ITEMS 8a & 8b	2				
8a	RDS-0018A	PLAIN NUT					
8b	WSHA20121	SHAKEPROOF WASHER					
9	RDS-0020	MAGNET CARRIER	2				
9a	HSS-0088	SET SCREW					
9b	WSH-0056	SPRING WASHER					
9c	WSH-1036	PENNY WASHER					
10	291913 01	AUGER/ROTOR SENSOR LOOM EXTENSION (8m)	A/R				
11	291912 01	ACTUATOR LOOM EXTENSION (8m)	A/R				



# Shelbourne Reynolds Engineering Limited



RDS-0002  
RDS-0007



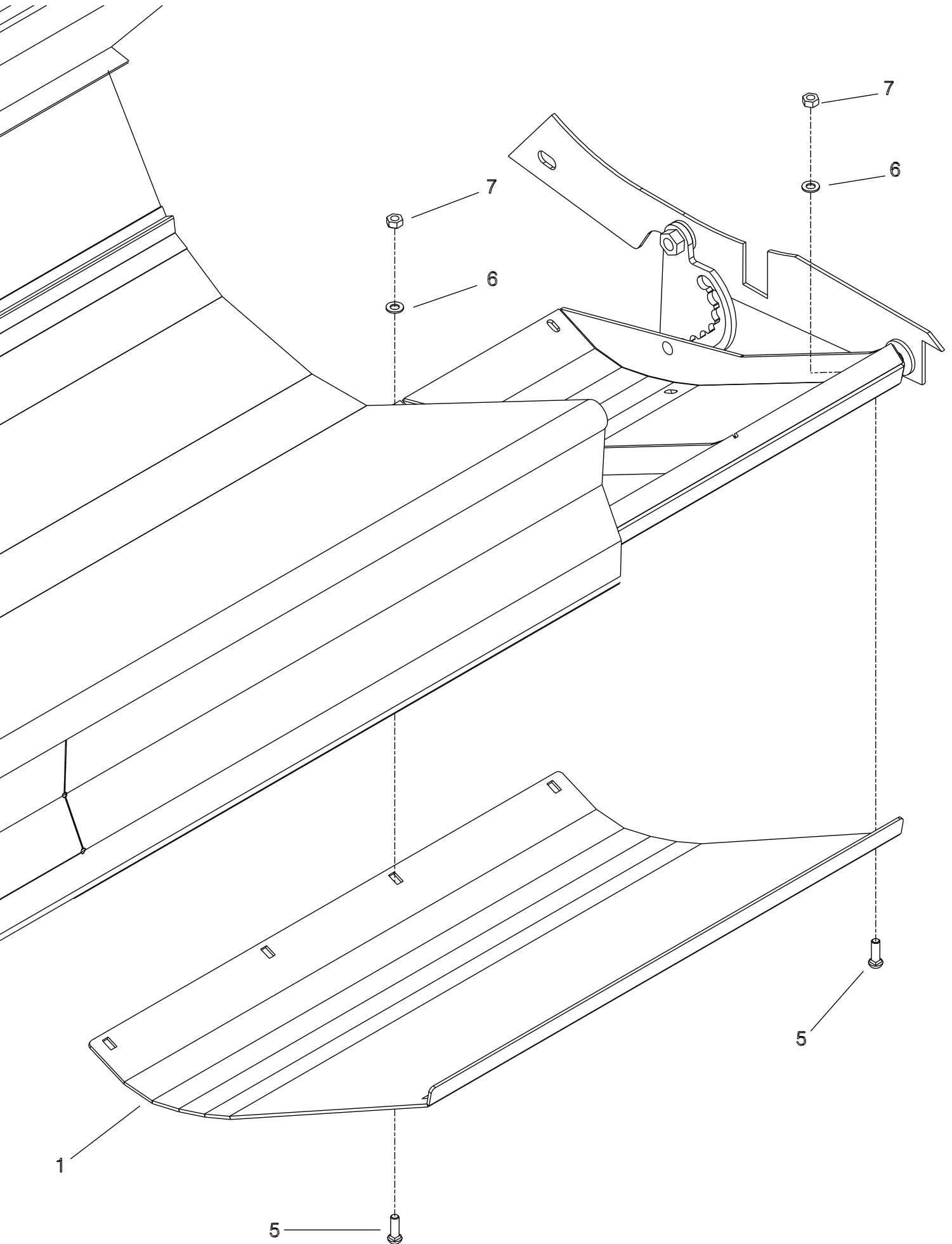




## **Kit Options**

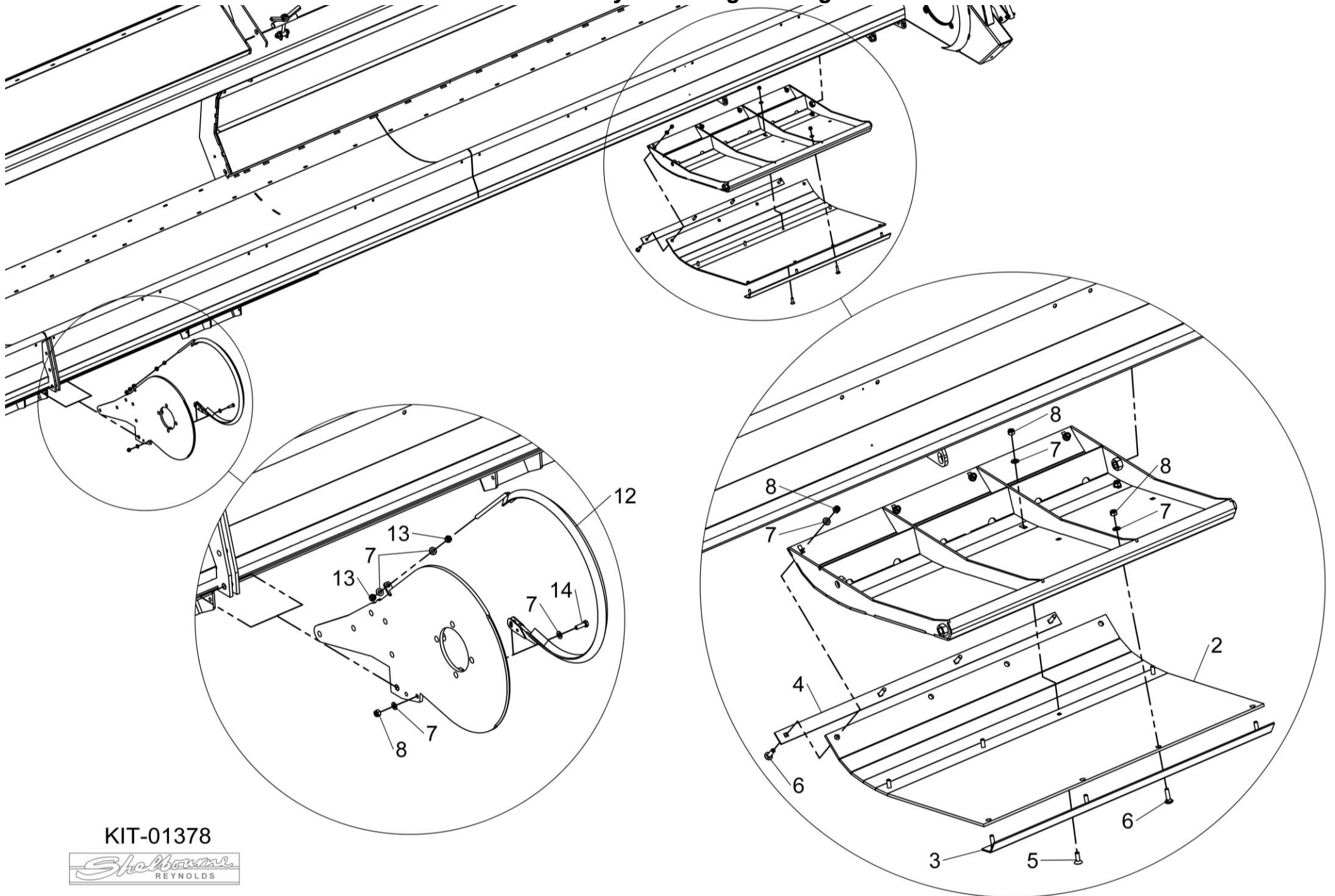
***Shelbourne Reynolds Engineering Limited***

ASSY NUMBER: KIT-01340				ASSY DESCRIPTION: STEEL SKID COVER KIT			
ITEM	PART NO	DESCRIPTION	QTY	ITEM	PART NO	DESCRIPTION	QTY
1	197369 01	STEEL SKID COVER	2				
5	BLT-2700	COACHBOLT	16				
6	WSH-0012	PLAIN WASHER	16				
7	NUT-0263	NYLOC NUT	16				



## Shelbourne Reynolds Engineering Limited

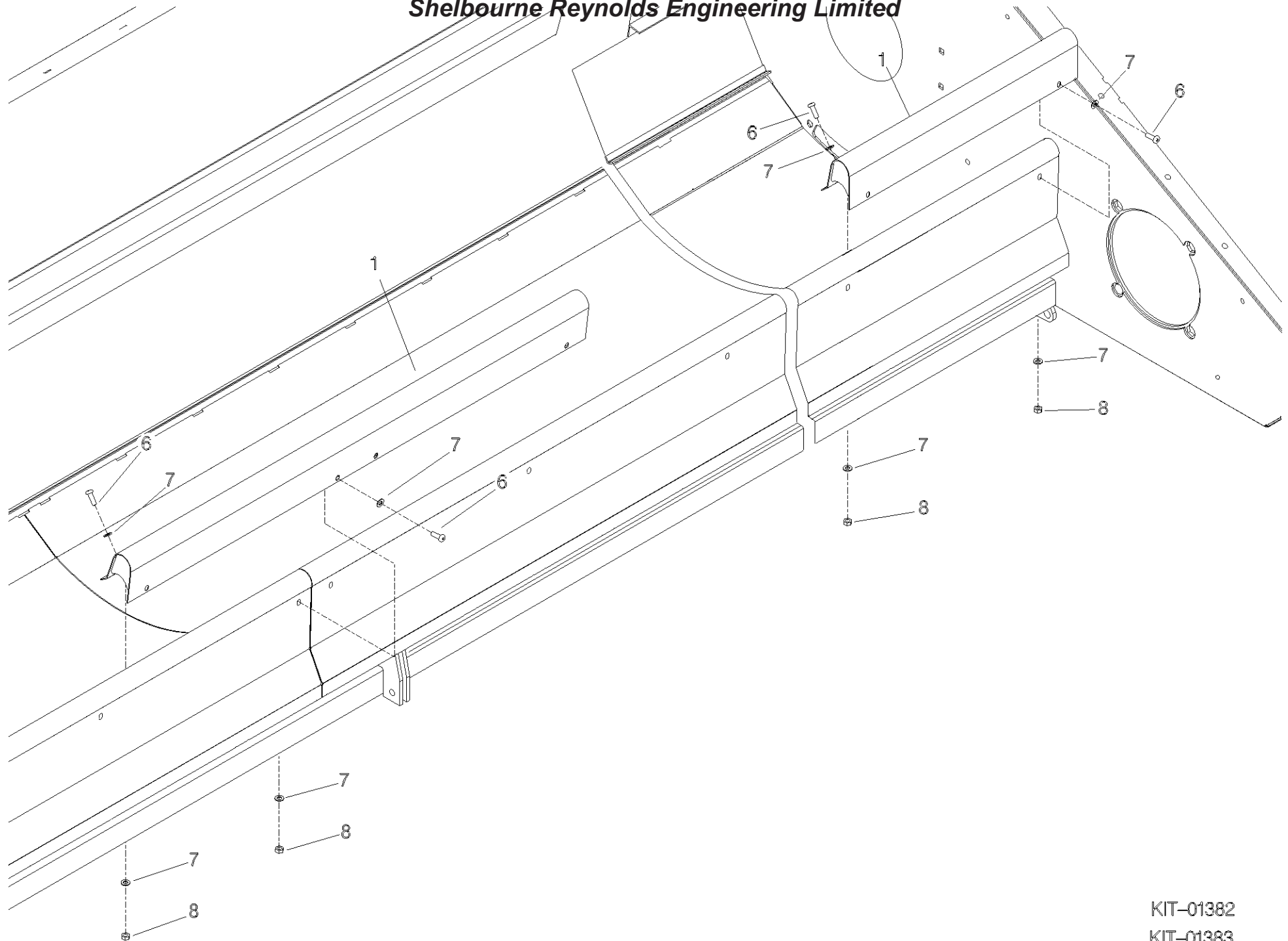
ASSY NUMBER: KIT-01378				ASSY DESCRIPTION: POLY PLT & VEE STRIP KIT			
ITEM	PART NO	DESCRIPTION	QTY	ITEM	PART NO	DESCRIPTION	QTY
1							
2	195111 01	SKID POLY SLIP PLATE	2				
3	195142 01	POLY PLATE FIXING	2				
4	195144 01	POLY PLATE FIXING	2				
5	SCW-1740	CSK SOCKET HD SCW	8				
6	BLT-2700	BOLT	16				
7	WSH-0012	WASHER	27				
8	NUT-0263	NUT	25				
9							
10							
11							
12	192502 01	VEE STRIP ASSY	1				
13	NUT-0164	NUT	2				
14	HSS-0145	SETSCREW	1				





## Shelbourne Reynolds Engineering Limited

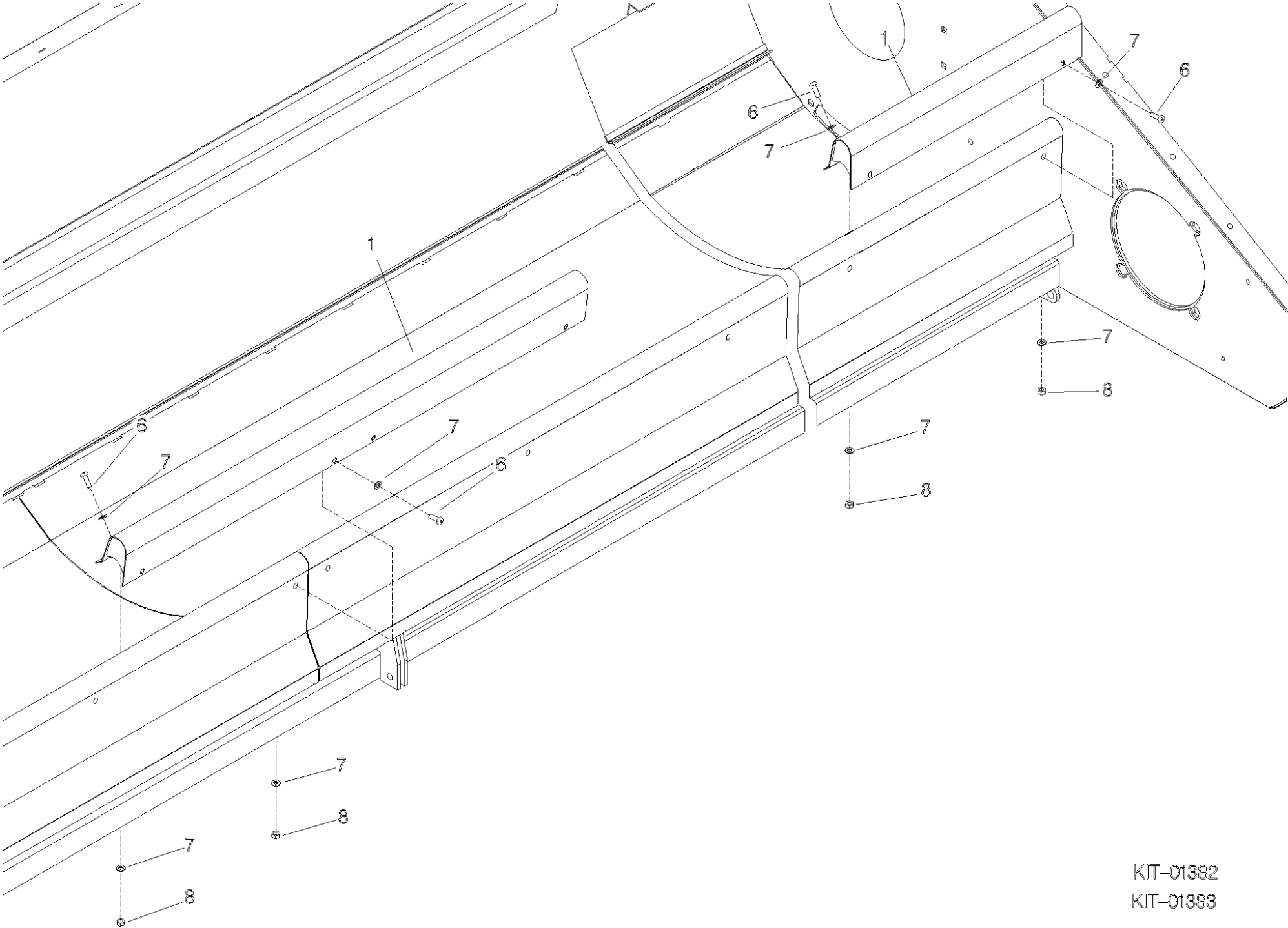
ASSY NUMBER: KIT-01382				ASSY DESCRIPTION: 2009 RSD 1.2mt SPILL PLT EXT KIT			
ITEM	PART NO	DESCRIPTION	QTY	ITEM	PART NO	DESCRIPTION	QTY
1	198215 01	1.2mt SPILL PLT EXT	1				
6	SCW-0525	BUTT HD SCREW	8				
7	WSH-0012	PLAIN WASHER	16				
8	NUT-0263	NYLOC NUT	8				
						FITTING INSTRUCTIONS THIS IS A TWO MAN JOB. ALWAYS WEAR THE APPROPRIATE SAFETY EQUIPMENT. PLACE THE SPILL PLATE EXTENSIONS ONTO THE FRONT OF THE GRAINSTRIPPER. THE HOLES IN THE SPILL PLATES SHOULD LINE UP WITH THOSE IN THE FRONT OF THE GRAINSTRIPPER BOLT TOGETHER LOOSELY. MARK OUT WHERE THE HOLES NEED TO BE DRILLED TO ENABLE YOU TO BOLT THE SPILL PLATES ONTO THE GRAINSTRIPPER PAN. DRILL OUT THE HOLES. BOLT TOGETHER LOOSELY. ONCE ALL THE SPILL PLATES ARE IN PLACE YOU CAN TIGHTEN ALL THE BOLTS.	



KIT-01382  
KIT-01383

## Shelbourne Reynolds Engineering Limited

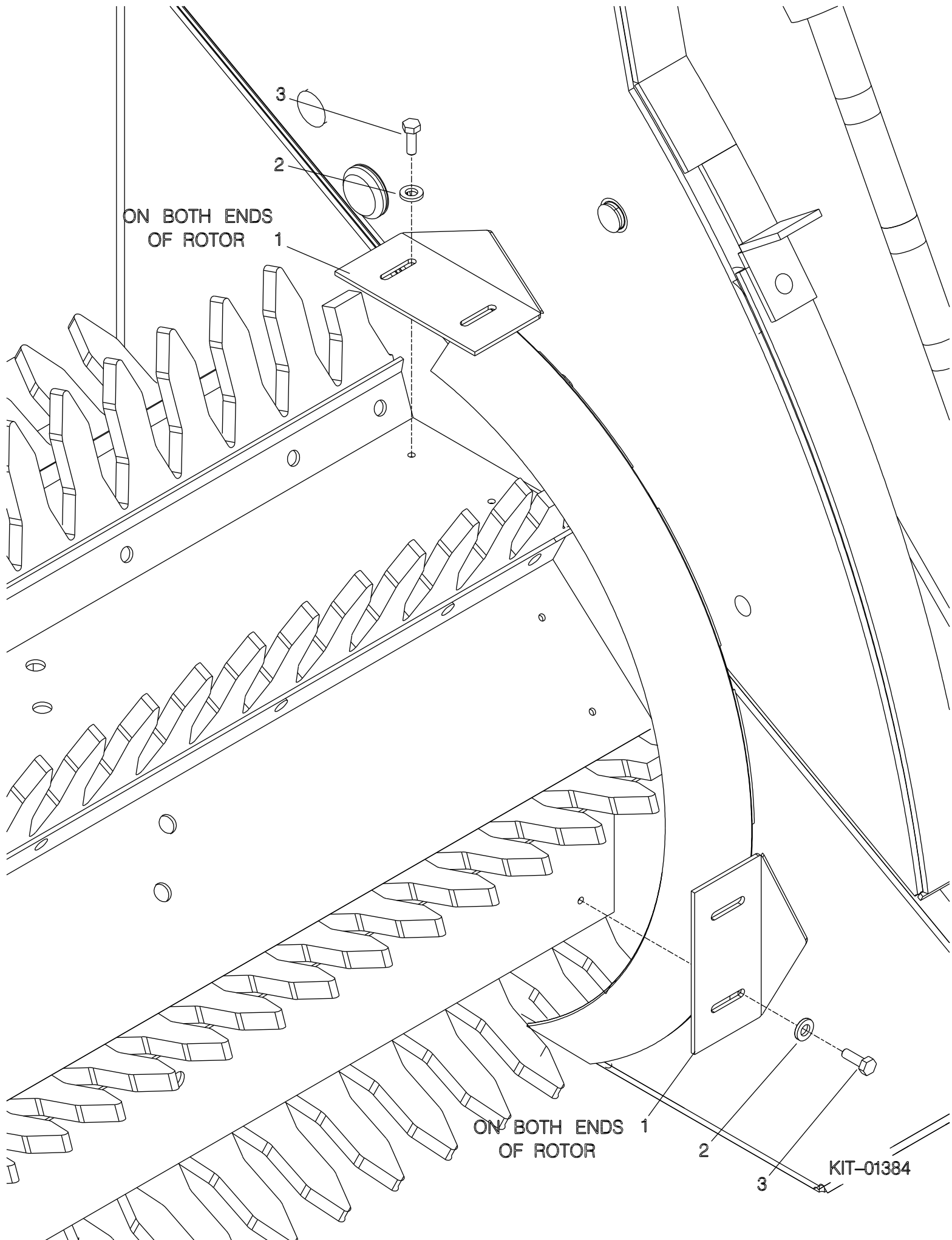
ASSY NUMBER: KIT-01383				ASSY DESCRIPTION: SPILL PLT EXT KIT 2009 RSD			
ITEM	PART NO	DESCRIPTION	QTY	ITEM	PART NO	DESCRIPTION	QTY
1	198215 02	SHORT SPILL PLATE ASSY	1			<p>FITTING INSTRUCTIONS.</p> <p>THIS IS A TWO MAN JOB. ALWAYS WEAR THE APPROPRIATE SAFETY EQUIPMENT. PLACE THE SPILL PLATE EXTENSION ONTO THE FRONT OF THE GRAINSTRIPPER. THE HOLES IN THE SPILL PLATES SHOULD LINE UP WITH THOSE IN THE FRONT OF THE GRAINSTRIPPER. BOLT TOGETHER LOOSELY. MARK OUT WHERE THE HOLES NEED TO BE DRILLED TO ENABLE YOU TO BOLT THE SPILL PLATES ONTO THE GRAINSTRIPPER PAN. DRILL OUT THE HOLES. BOLT TOGETHER LOOSELY. ONCE ALL THE SPILL PLATES ARE IN PLACE YOU CAN TIGHTEN ALL BOLTS.</p>	
6	SCW-0525	SKT BUTTON HD SCREW	4				
7	WSH-0012	PLAIN WASHER	8				
8	NUT-0263	NYLOC NUT	4				



KIT-01382  
KIT-01383

**Shelbourne Reynolds Engineering Limited**

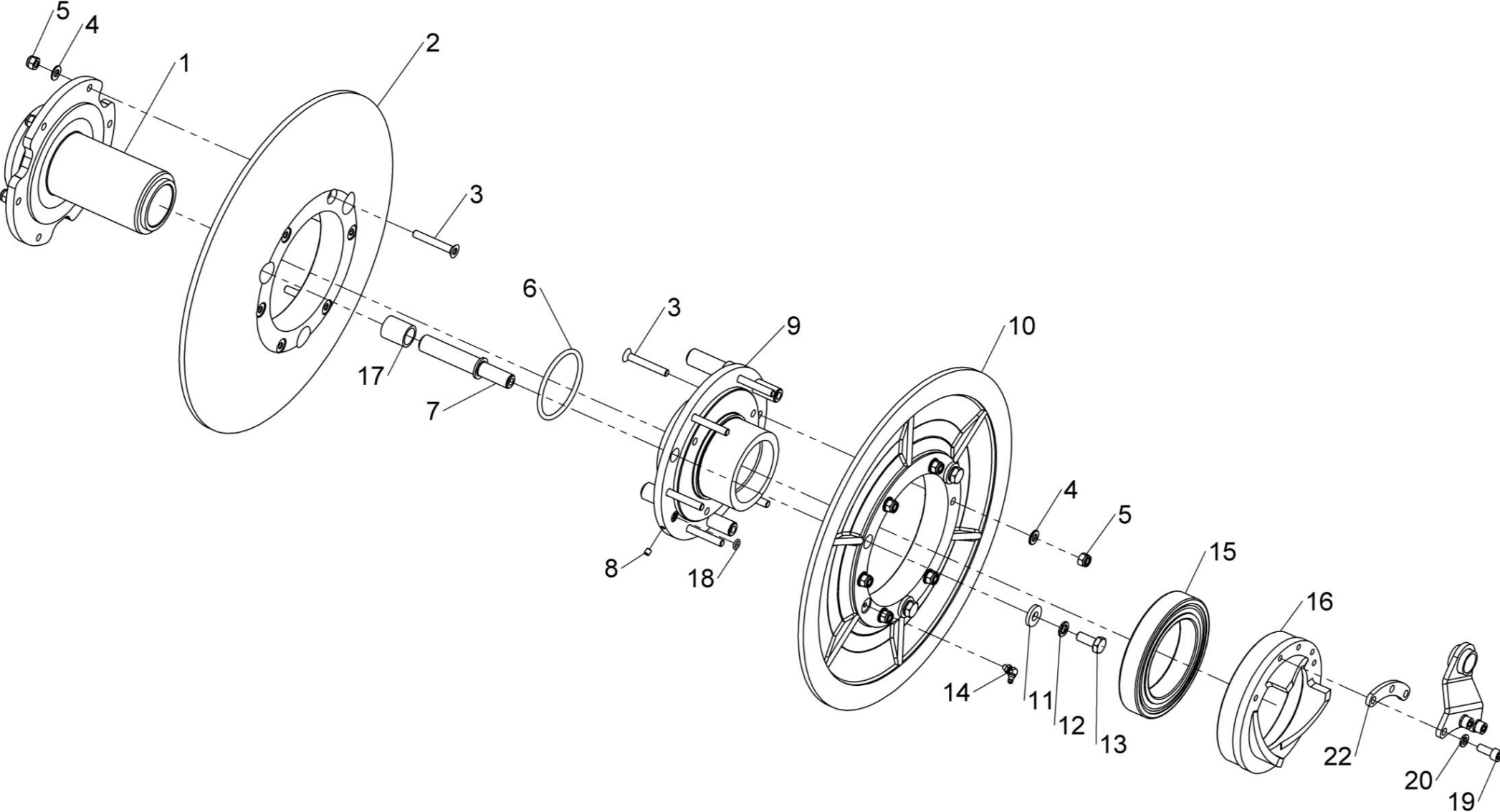
ASSY NUMBER: KIT-01384				ASSY DESCRIPTION: ANTI-WRAP PLATE KIT			
ITEM	PART NO	DESCRIPTION	QTY	ITEM	PART NO	DESCRIPTION	QTY
1	192679 01	ANTI-WRAP PLATE	8				
2	WSH-1034	PENNY WASHER	16				
3	SCW-5180	SELF TAP SCREW	16				





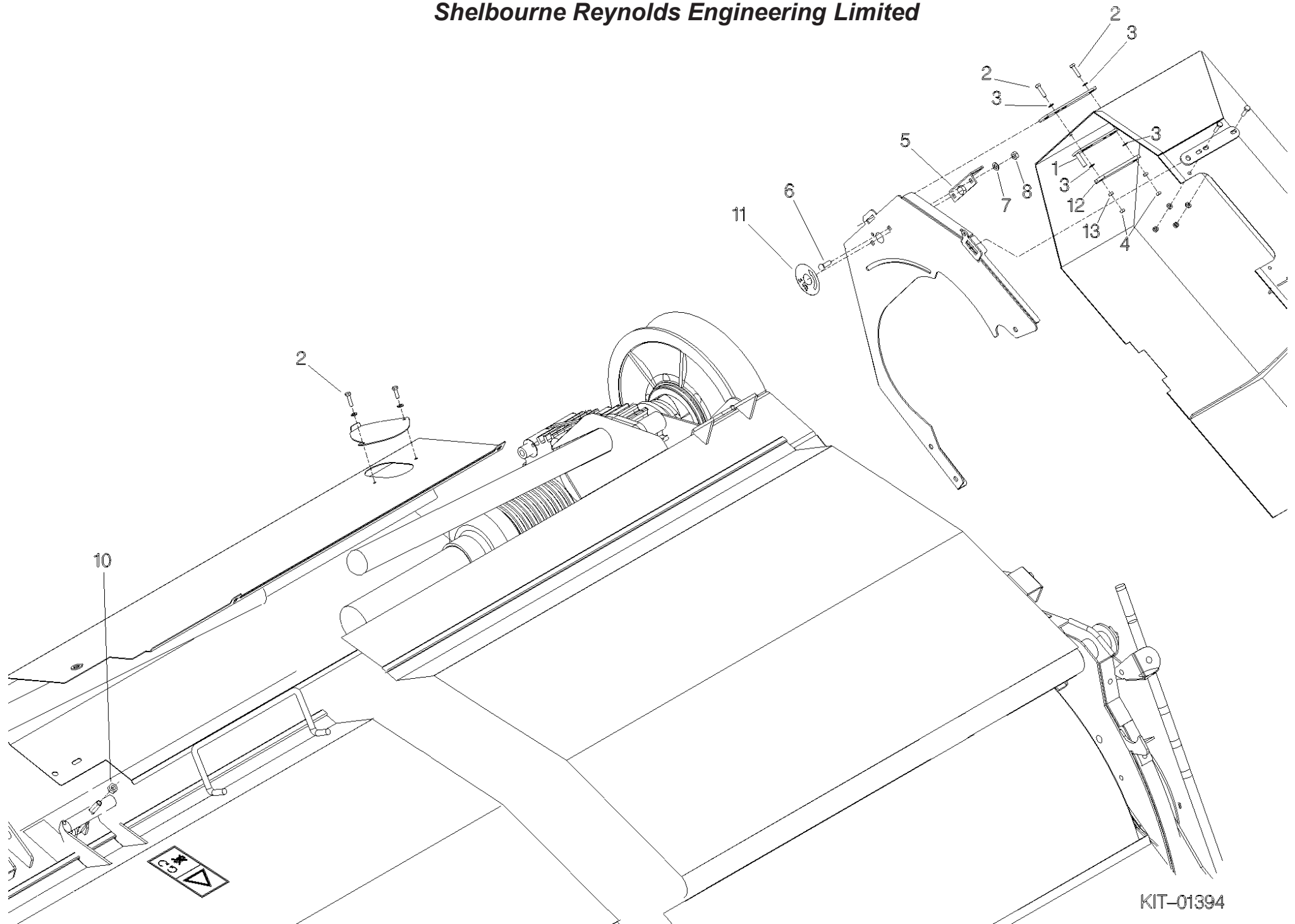
## Shelbourne Reynolds Engineering Limited

ASSY NUMBER: KIT-01386				ASSY DESCRIPTION: REAR PULLEY ASSY (BOLT IN HUBS)			
ITEM	PART NO	DESCRIPTION	QTY	ITEM	PART NO	DESCRIPTION	QTY
1	199350 01	OUTER PULLEY HUB	1				
2	198270 01	OUTER REAR PULLEY	1				
3	SCEA08353	CSK SCREW	12				
4	WSH-0012	PLAIN WASHER	12				
5	NUT-0263	NYLOC NUT	12				
6	ORA300750	O RING	1				
7	198274 02	SPIGOT	3				
8	SCW-4528	GRUB SCREW	1				
9	199410 01	INNER PULLEY HUB	1				
10	198271 01	INNER PULLEY	1				
11	190119 11	WASHER	3				
12	WSH-0061	SPRING WASHER	3				
13	HSS-0191	SETSCREW	3				
14	NIP-00620	GREASE NIPPLE	1				
15	BRG-19500N	BEARING	1				
16	194970 01	STATIC CAM	1				
17	291809 01	BUSH (2021 & ON)	3				
OR	BSHD02056	BUSH (UPTO 2021)	3				
18	ORA120080	O RING	1				
19	SCW-0133	CAP HEAD SCREW	3				
20	WSH-0058	SPRING WASHER	3				
21	SEE DRIVE SUB	STATIC CAM ARM	1				
22	197465 01	CAM ARM SPACER	1				



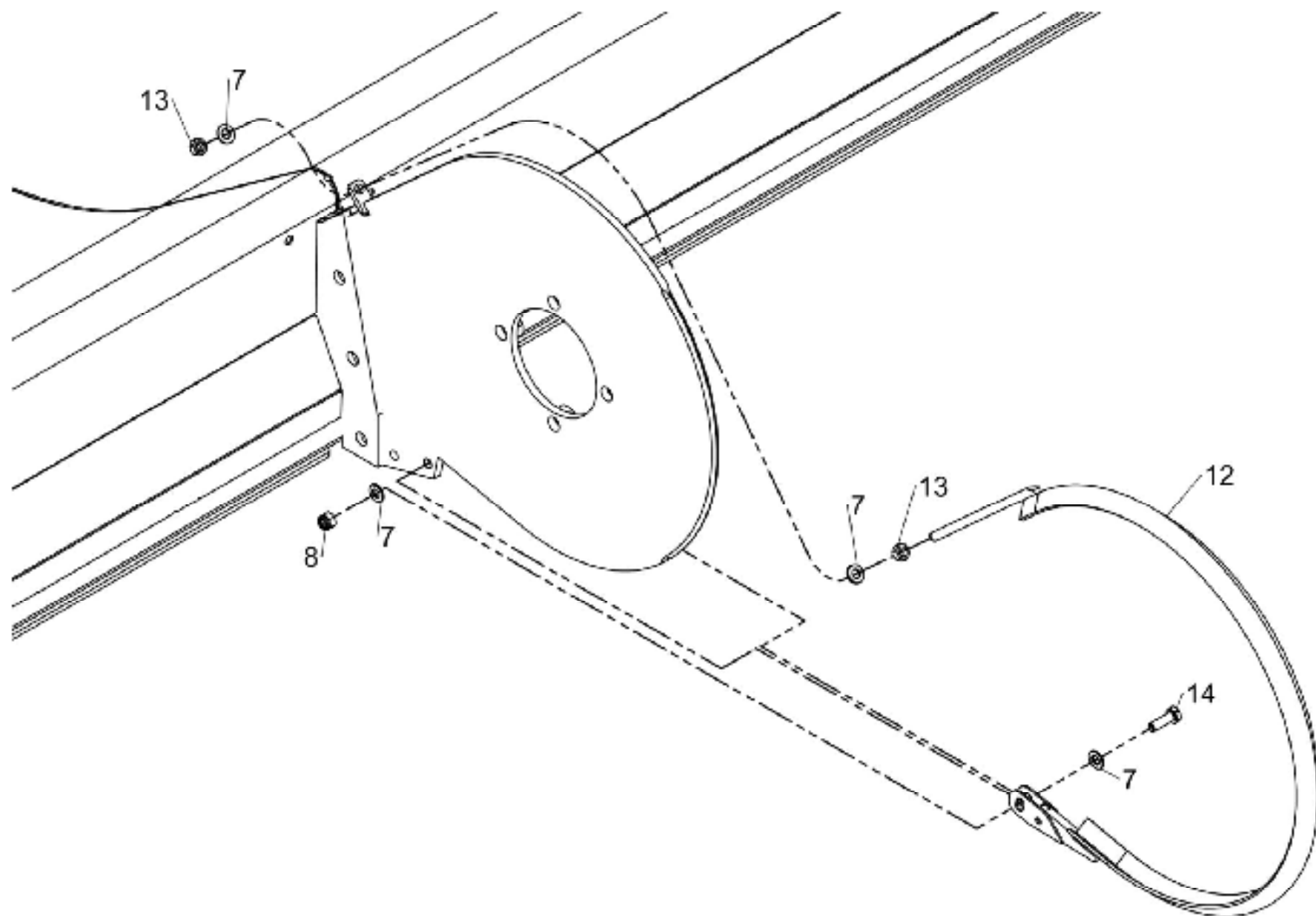
***Shelbourne Reynolds Engineering Limited***

ASSY NUMBER: KIT-01394				ASSY DESCRIPTION: CE AREA KIT (RSD)			
ITEM	PART NO	DESCRIPTION	QTY	ITEM	PART NO	DESCRIPTION	QTY
1	198318 01	LATCH W/A	1				
2	HSS-0088	SET SCREW	3				
3	WSH-0009	PLAIN WASHER	4				
4	NUT-0260	NYLOC NUT	2				
5	LTC-00040	SLAM LATCH	1				
6	BLT-4710	COACH BOLT	2				
7	WSH-0012	PLAIN WASHER	2				
8	NUT-0263	NYLOC NUT	2				
9							
10	NUT-0170	PLAIN NUT	2				
11	192953 01	TRANSFER (1/4 TURN)	1				
12	199096 01	SLAM LATCH FIXING PLATE	1				
13	NUTA13060	NUTSERT	2				
		FIT SLAM LATCH AND LATCH					
		REMOVE THUMB SCREW AND FIT ITEM 2					
		REMOVE WING NUTS FROM HOOD & FIT ITEM 10					

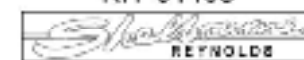


## Shelbourne Reynolds Engineering Limited

ASSY NUMBER: KIT-01402				ASSY DESCRIPTION: VEE STRIP KIT			
ITEM	PART NO	DESCRIPTION	QTY	ITEM	PART NO	DESCRIPTION	QTY
1							
2							
3							
4							
5							
6							
7	WSE-0012	PLAIN WASHER	2				
8	NUT-0263	NYLOC NUT	1				
9							
10							
11							
12	192502 01	VEE STRIP ASSY	1				
13	NUT-0164	PLAIN NUT	2				
14	ESS-0145	SET SCREW	1				



KIT-01403





***Shelbourne Reynolds Engineering Limited***

ASSY NUMBER: KIT-01404				ASSY DESCRIPTION: NON AGGRESSIVE CENTRE FINGER KIT			
ITEM	PART NO	DESCRIPTION	QTY	ITEM	PART NO	DESCRIPTION	QTY
1	198280 01	CENTRE FINGER LH (NON AGG)	8				
2	198280 02	CENTRE FINGER RH (NON AGG)	8				

