

# Shelbourne

## REYNOLDS

# RSD 24

## PARTS MANUAL

### 2009 TO 2012



Shelbourne Reynolds Engineering Ltd  
Stanton  
Bury St Edmunds  
Suffolk  
IP31 2AR  
England

Telephone: 01359 250415  
Fax: 01359 250464

Stores Direct : 01359 251231  
Stores Direct: 01359 252031



Shelbourne Reynolds Inc.  
Colby PO box 607  
1250 S Country Club Drive  
Colby , Kansas 67701  
U.S.A.

Telephone: (785) 462 6299  
Fax: (785) 462 6761

Issue 7

24/01/2023

[www.shelbourne.com](http://www.shelbourne.com)



# STRIPPER HEADER

# ORDERING SPARE PARTS

## IMPORTANT

Your Stripper Header is made up of a Machine assembly number (common parts), specific sub assemblies and also customer optional build kits. The machine, sub assemblies and optional kit numbers are listed in the front pages of your Operators manual. If you do not have these numbers please contact Shelbourne Reynolds Parts Department direct on (telephone) Stanton - (01359) 251231 or Colby - (785) 462 6299.

To ensure that you order the correct part from your SRE dealer please use the following procedure.

### **ALWAYS QUOTE THE MACHINE AND SERIAL NUMBERS WHEN ORDERING.**

The year and/or serial number of the machine may determine the correct sub assembly.

Refer to the Parts Manuals front page/s, listing the machine assemblies. Select the correct machine assembly number which is printed in the top left corner of the page (starting with 1965\_ \_ 01), This machine number can also be taken from the Stripper Header identification plate located on the rear left hand corner of the machine.

On this page you will find the parts listing for the common parts for every configuration of that machine assembly number. You will find the corresponding drawing by either looking at the facing page or progressing through the manual to the next drawing. The drawings indicate the components by item numbers, which you will find, are repeated in the left-hand side of your parts listing, and therefore referring to the correct part.

Note all parts will not be found listed below the machine number. Other parts will be from specific sub assemblies and optional kits. These sub assemblies and kits will be found in numerical order further through the manual. Sub assemblies start with 1960\_ \_ 01 and kits start with KIT- 19 \_ \_ \_.

The parts listing for adaptor plates, drive kits and hydraulic couplings can be found in the following manuals;

### **Drive & Adaptor Plate Manuals**

Massey Ferguson	MAN-03172
Claas/Cat	MAN-03173
John Deere	MAN-03174
New Holland	MAN-03175
Laverda	MAN-03176
Gleaner/Challenger	MAN-03177
Case IH	MAN-03178



# List Of Kit Numbers

196567 12	Shelbourne Header	1
196143 36	Header Lights Sub	3
196173 03	Stripping Rotor Assembly RH 3.6m	5
196190 32	Auger Assembly	7
196192 16	Auger Mounting Sub Assembly	9
196193 12	Hydraulic Circuit Sub Assembly	11
196194 32	Top Door Cowl Assembly	13
196195 42	Adjustable Crop Deflector Sub Assembly	15
196198 02	Divider Sub Assembly	17
196228 03	Stripping Rotor Assembly LH 3.6m	19
196247 12	Bolt On Paddle Auger Assembly	21
196248 22	Frame And Parts Sub Assembly	24
196249 02	Emblems And Guards Sub Assembly	27
196250 01	Drive Mounting Sub Assembly	29
196252 02	Rotor Mounting Sub Assembly	31
GEA-0057	Input Gearbox	33
GEA-0059	Input Gearbox HTD Drive	35
KIT-00121	Auger Drive/Sprocket Clutch	37
KIT-00976	Ball Joint Centre Coupling	39
KIT-01310	Universal Belly/Wear Kit	41
KIT-01336	Spare Pulley Mounting	43
KIT-01394	C E Area Kit	45
KIT-01401	Safety Decal Kit North America	47
KIT-01402	Safety Decal Kit ISO	49
RDS-0003	RDS Equipment	51
RDS-0007	RDS Equipment	51

## **Kit Options** 54

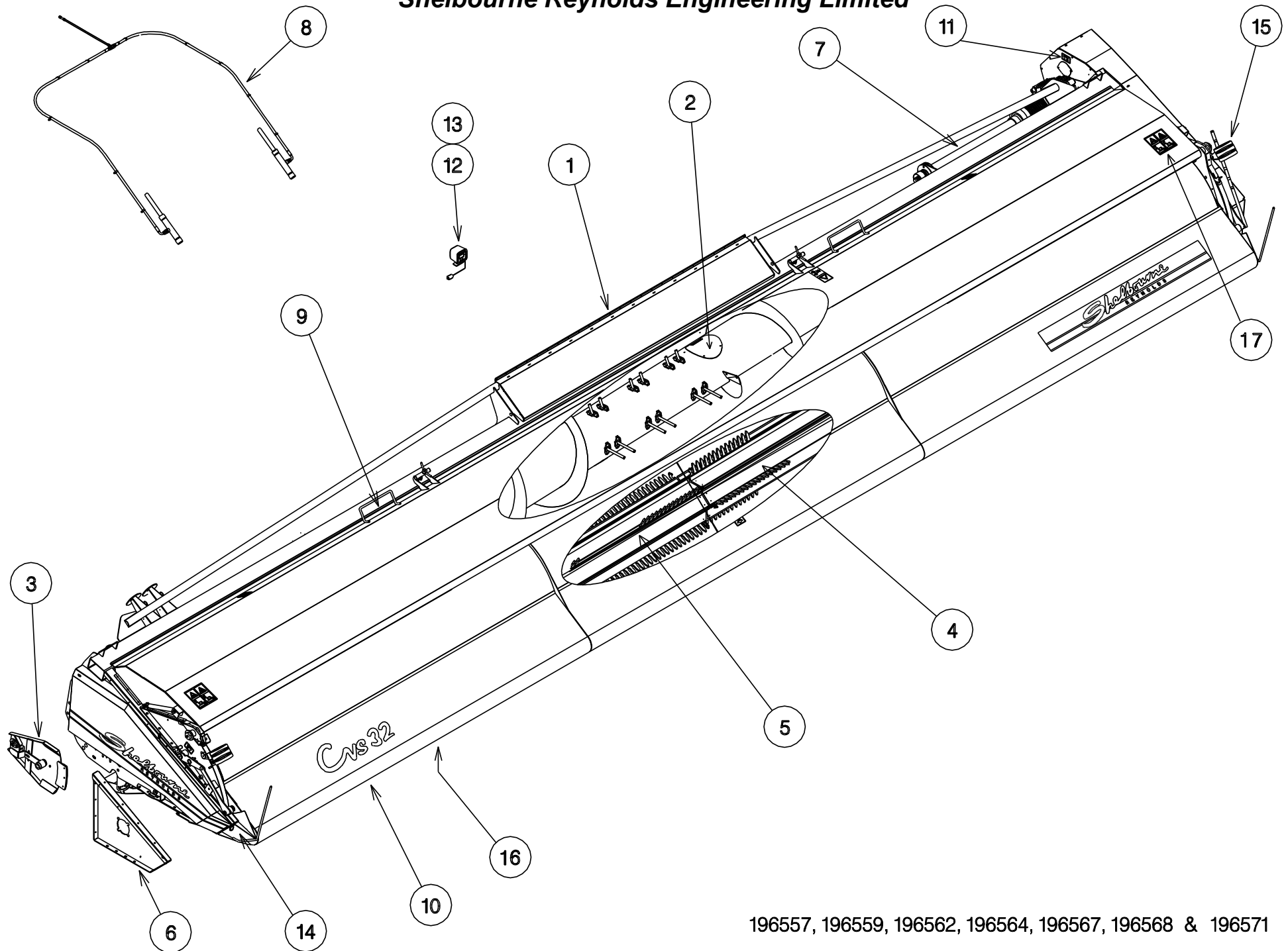
KIT-01340	Steel Skid Cover Kit	55
KIT-01378	Poly Plate And Vee Strip Kit	57
KIT-01382	1.2m Spill Plate Extension Kit	59
KIT-01384	Anti-Wrap Plate Kit	61
KIT-01403	Vee Strip Kit	63
KIT-01404	Non Aggressive Centre Finger Kit	65



## Shelbourne Reynolds Engineering Limited

ASSY NUMBER: 196567 12				ASSY DESCRIPTION: Rsd24 SHELBOURNE HEADER			
ITEM	PART NO	DESCRIPTION	QTY	ITEM	PART NO	DESCRIPTION	QTY
1	196248 22	FRAME & PARTS SUB	1				
2	196247 12	PADDLE AUGER ASSY	1				
3	196192 16	AUGER MTG SUB	1				
4	196228 03	STRIPPING ROTOR ASSY 3.6m LH	1				
5	196173 03	STRIPPING ROTOR ASSY 3.6m RH	1				
6	196252 02	ROTOR MTG SUB	1				
7	196250 01	INPUT/DRIVE MTG SUB ASSY	1				
8	196193 12	HYDRAULICS	1				
9	196194 32	TOP DOOR COWL SUB ASSY	1				
10	196195 42	ADJ CROP DEFLECTOR SUB	1				
11	196249 02	EMBLEMS & GUARDS	1				
12	RDS-0007	HEADER MON' KIT (2010 & ON)	1				
OR	RDS-0005	HEADER MON' KIT (2009 ONLY)	1				
13	RDS-0003	COMBINE MON' KIT (2010 & ON)	1				
OR	RDS-0002	COMBINE MON' KIT (2009 ONLY)	1				
14	196198 02	DIVIDER SUB	1				
15	196143 36	HEADER LIGHTS SUB	1				
16	KIT-01310	UNIVERSAL BELLY/WEAR KIT	1				
17	KIT-01401	SAFETY DECAL KIT (N AMERICA)	1				
OR	KIT-01402	SAFETY DECAL KIT (REST OF WORLD)	1				

# **Shelbourne Reynolds Engineering Limited**



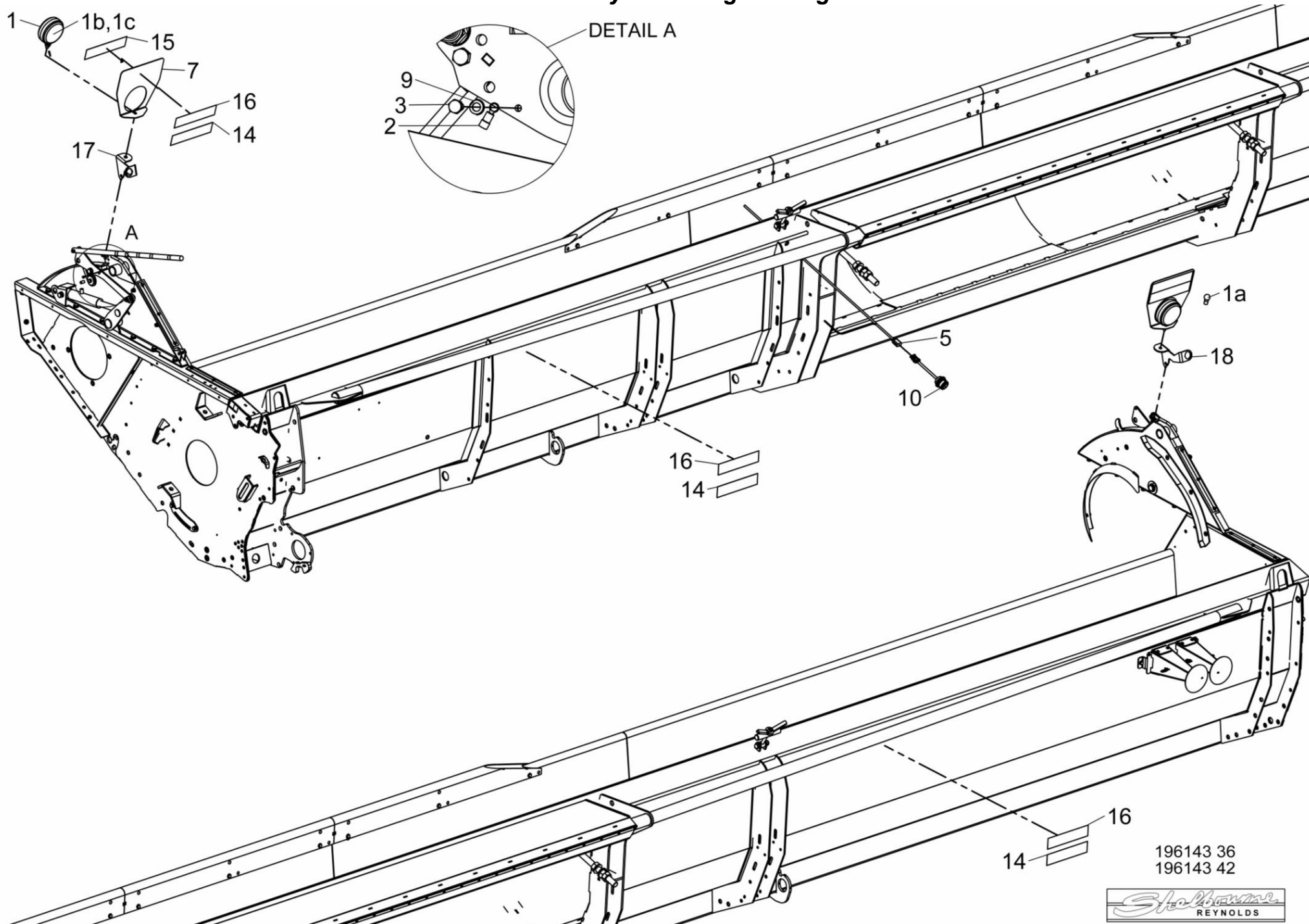
196557, 196559, 196562, 196564, 196567, 196568 & 196571

## Shelbourne Reynolds Engineering Limited

ASSY NUMBER: 196143 36				ASSY DESCRIPTION: HEADER LIGHTS SUB Cvs/Rsd/Excel 24-32			
ITEM	PART NO	DESCRIPTION	QTY	ITEM	PART NO	DESCRIPTION	QTY
1	LMP-10505	INDICATOR LAMP	2	17	198958 01	LH LIGHT MOUNTING BRACKET	1
1a	BLB-0015	SPARE BULB (2013 & ON)		18	198958 02	RH LIGHT MOUNTING BRACKET	1
OR	BLB-0020	SPARE BULB (2012 - 2013)					
OR	BLB-0075	SPARE BULB (UPTO 2012)					
1b	LMP-10009	SPARE LENS (3 SCREWS, 2013&ON)					
1b	LMP-10006	SPARE LENS (GROTE, 2012-2013)					
1b	LMP-10000	SPARE LENS FRONT (UPTO 2012)					
1c	LMP-10001	SPARE LENS REAR (PMG UPTO 2012)					
2	ETM-00440	LOOP TERMINAL	2				
3	HSS-0055	SETSCREW	3				
OR	SCW-5180	SELF TAP SCREW	3				
4	ETM-00560	MALE BULLET TERMINAL	2				
5	198524 01	WIRE LOOM & PLUG ASSY	1				
6							
7	290739 01	INDICATOR GUARD (2019 & ON)	2				
OR	193567 01	INDICATOR GUARD (UP TO 2019)	2				
8							
9	WSH-0006	PLAIN WASHER	3				
10	193516 01	LIGHT PLUG (JD PRE 50 SERIES)	1				
OR	195207 01	LIGHT PLUG (JD 50 SERIES)	1				
OR	SEE KIT-01727	LIGHT PLUG (JD 60,70 & S SER)	1				
OR	197040 01	LIGHT PLUG (CASE IH & NH)	1				
a	ECN-09060	SPARE LOCK WASHER					
b	ECN-09050	SPARE PANEL NUT					
OR	198732 01	LIGHT PLUG (NH TR)	1				
OR	SEE KIT-01731	LIGHT PLUG ASSY (AGCO MULTI)	1				
OR	291911 01	LONG LIGHT CABLE (11m)	1				
11							
12							
13							
14	TPE-00300	FLUORESCENT TAPE -RED/ORANGE	0.23m				
14	TPE-00300	FLUORESCENT TAPE -RED/ORANGE	0.23m				
14	TPE-00300	FLUORESCENT TAPE -RED/ORANGE	0.23m				
14	TPE-00300	FLUORESCENT TAPE -RED/ORANGE	0.23m				
15	TPE-00250	REFLECTIVE TAPE - YELLOW	0.23m				
15	TPE-00250	REFLECTIVE TAPE - YELLOW	0.23m				
16	TPE-00251	REFLECTIVE TAPE - RED	0.23m				
16	TPE-00251	REFLECTIVE TAPE - RED	0.23m				
16	TPE-00251	REFLECTIVE TAPE - RED	0.23m				
16	TPE-00251	REFLECTIVE TAPE - RED	0.23m				



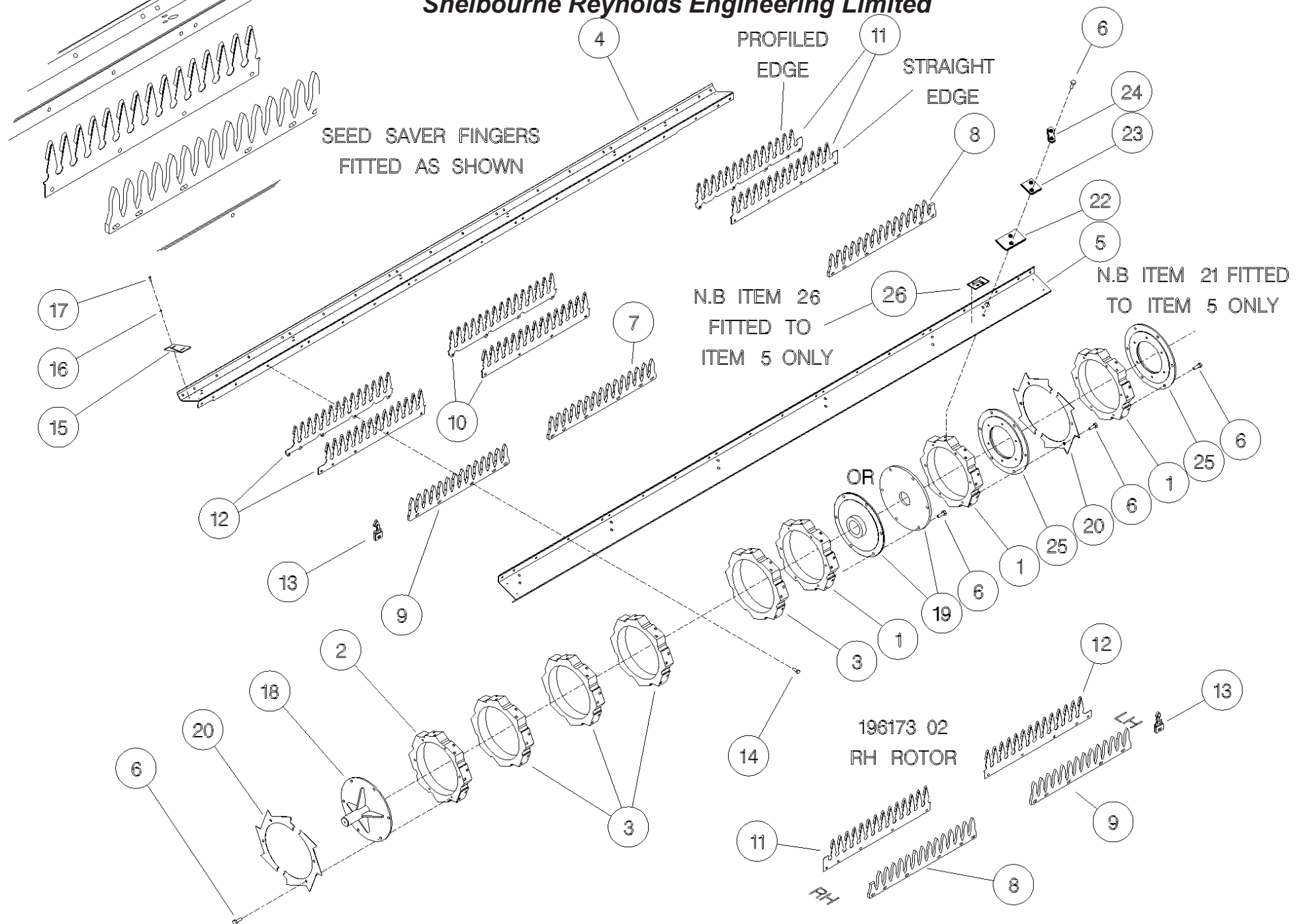
# Shelbourne Reynolds Engineering Limited



## Shelbourne Reynolds Engineering Limited

ASSY NUMBER: 196173 03				ASSY DESCRIPTION: STRIPPING ROTOR ASSY RH 3.6m			
ITEM	PART NO	DESCRIPTION	QTY	ITEM	PART NO	DESCRIPTION	QTY
1	192892 01	OUTER HUB CASTING LH	1	NOTE		1 x ITEM 4 TO HAVE HOLE KNOCKED OUT FOR GREASER	
2	192892 02	OUTER HUB CASTING RH	1				
3	192892 03	INNER HUB CASTING	5				
4	199019 02	ROTOR SECTION 3.6m	8				
OR	199019 04	SPARES COMMON 3.6m ROTOR PANEL					
5			1				
6	HSSG10204	TENSILOCK SETSCREW	124				
7	193558 01	STANDARD ELEMENT	32				
8	193558 02	STANDARD ELEMENT END	8				
OR	193558 01	FOR SPARES, CUT AND MODIFY STD SUPPORT FINGER	8				
9	193558 03	STANDARD ELEMENT CTR END	8	NOTE		197719 02 & 197718 01 ARE CORRECT PARTS WHEN FINGERS SET WITH FLANGES UP, i.e., AGGRESSIVE.  WHEN FLANGES ARE DOWN, i.e., NON-AGGRESSIVE, USE 197719 01 & 198718 02.	
OR	193558 01	FOR SPARES, CUT AND MODIFY STD SUPPORT FINGER	8				
10	197717 01	SEED SAVER CTR	32				
OR	291009 01	SEED SAVER CTR RICE (LONG TIP)	32				
11	197719 02	SEED SAVER RH END	8				
OR	291011 01	SEED SAVER LH END RICE (LONG TIP)	8				
12	197718 01	SEED SAVER RH CTR	8				
OR	291010 02	SEED SAVER LH CTR RICE (LONG TIP)	8				
13	194109 02	CENTRE FINGER RH (AGGRESSIVE)	8				
OR	292310 02	RICE CENTRE FINGER RH (FLAT)	8				
14	HSSF08174	TENSILOCK SETSCREW	208	NOTE		291011 01 & 291010 02 ARE CORRECT PARTS WHEN FINGERS SET WITH FLANGES DOWN, i.e., NON-AGGRESSIVE, FOR RICE. THESE FINGERS CAN NOT BE SET AGGRESSIVELY	
15	192679 01	ANTI-WRAP PLATE (HALF SET)	8				
OR	192679 01	ANTI-WRAP PLATE (FULL CTR SET)	12				
OR	192679 01	ANTI-WRAP PLATE (FULL SET)	16				
16	WSH-1034	PENNY WASHER	16-32				
17	SCW-5180	SELF TAPPING SCREW	16-32				
18	192899 01	IDLE SHAFT W/A	1				
19	KIT-00976A	BALL JOINT COUPLING KIT FOR SPARES SUPPLY KIT-00976 <b>SEE KIT-00976 PAGE FOR PARTS BREAKDOWN</b>	1				
20	192959 01	OUTER CLAMP RING,	4				
21	BPG-00200	RUBBER PLUG	1				
22	193118 01	BALANCE WEIGHT (100G)	6				
23	193118 02	BALANCE WEIGHT (50G)	2				
24	193382 01	BALANCE WEIGHT (25G)	1				

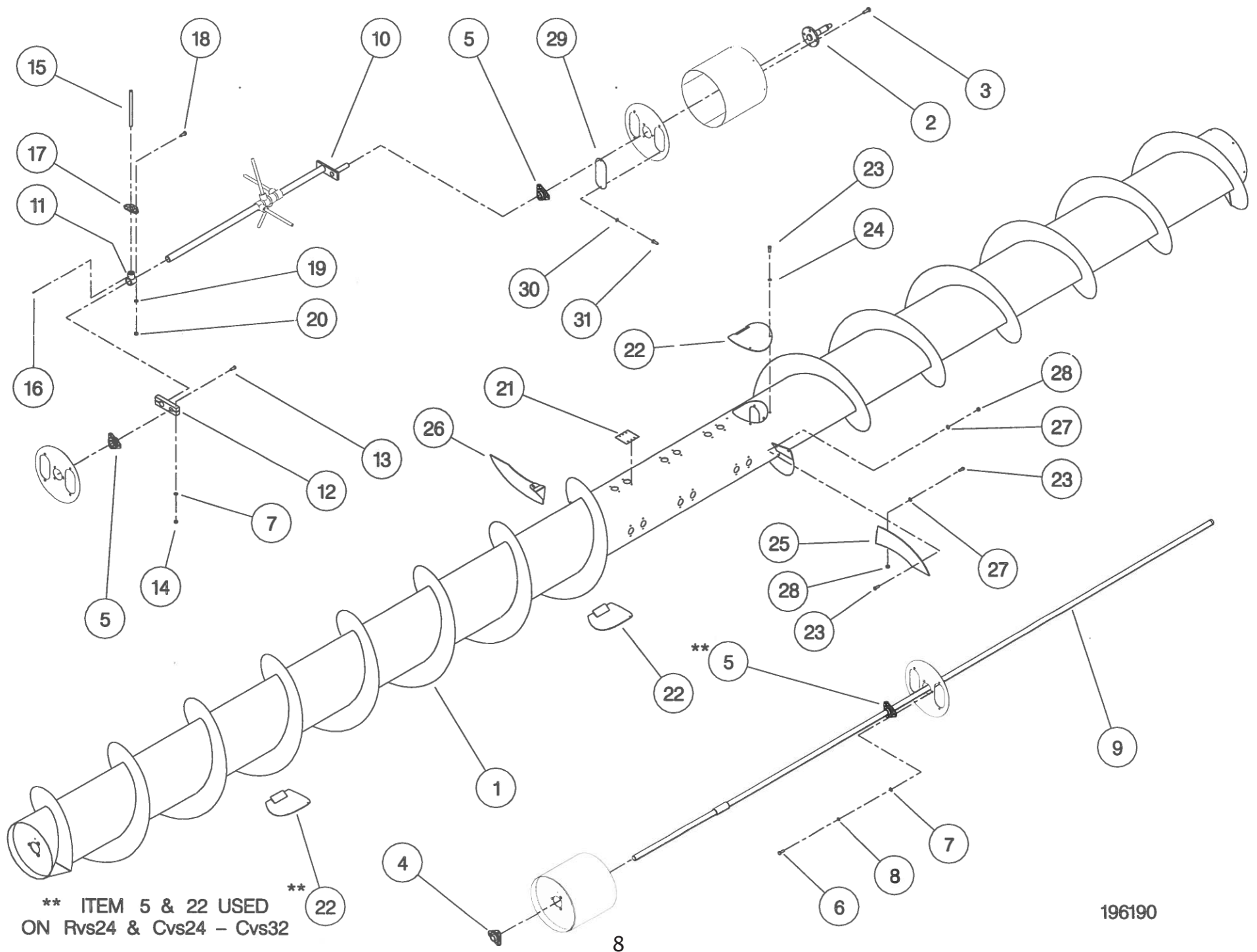
# Shelbourne Reynolds Engineering Limited



## Shelbourne Reynolds Engineering Limited

ASSY NUMBER: 196190 32				ASSY DESCRIPTION: AUGER ASSEMBLY CVS 24			
ITEM	PART NO	DESCRIPTION	QTY	ITEM	PART NO	DESCRIPTION	QTY
1	195109 01	AUGER WELD ASSY.	1	26	195143 02	AUGER FLIGHT EXTENSION RH	1
2	195848 01	AUGER DRIVE SHAFT (2003 ON)	1	27	WSH-0012	PLAIN WASHER	8
OR	195424 01	AUGER DRVE SHAFT (2002 ONLY)	1	28	NUT-0263	NYLOC NUT	10
OR	194490 01	AUGER DRVE SHAFT (PRE 2002)		OR	NUT-0263	NYLOC NUT	4
3	HSSF12204	SET SCREW	4	29			
4	BRG-2020	BEARING	1	30			
5	BRG-0240	BEARING	3	31			
6	HSS-0191	SET SCREW	12				
7	WSH-0015	PLAIN WASHER	16				
8	WSH-0061	SPRING WASHER	12				
9	192363 15	AUGER SHAFT	1				
10	200331 05	AUGER CRANK	1				
11	AUG-02500	FINGER HOLDER	24				
12	200329 02	AUGER CLAMP	1				
13	SCCA10412	CAP HD SKT SCREW	4				
14	NUT-0265	4					
15	200332 02	HARDENED FINGER					
		(16 FINGERS OPTION)	16				
OR		(20 FINGERS OPTION)	20				
OR		(24 FINGERS OPTION)	24				
16	AUG-03000	HAIRPIN COTTER					
		(16 FINGERS OPTION)	16				
OR		(20 FINGERS OPTION)	20				
OR		(24 FINGERS OPTION)	24				
17	AUG-00500	AUGER FINGER GUIDE					
		(16 FINGERS OPTION)	16				
OR		(20 FINGERS OPTION)	20				
OR		(24 FINGERS OPTION)	24				
18	HSS-0086	SET SCREW	48				
19	WSH-0009	PLAIN WASHER	48				
20	NUT-0260	NYLOC NUT	48				
21	190735 01	BLANKING PLATE					
		(16 FINGERS OPTION)	8				
OR		(20 FINGERS OPTION)	4				
OR		(24 FINGERS OPTION)	0				
22	194472 01	INSPECTION COVER	3				
23	SCBA08172	BUT. SCKT HD SCREW	16				
24	WSH-0058	SPRING WASHER	6				
OR	WSH-0058	SPRING WASHER	12				
25	195143 01	AUGER FLIGHT EXTENSION LH	1				

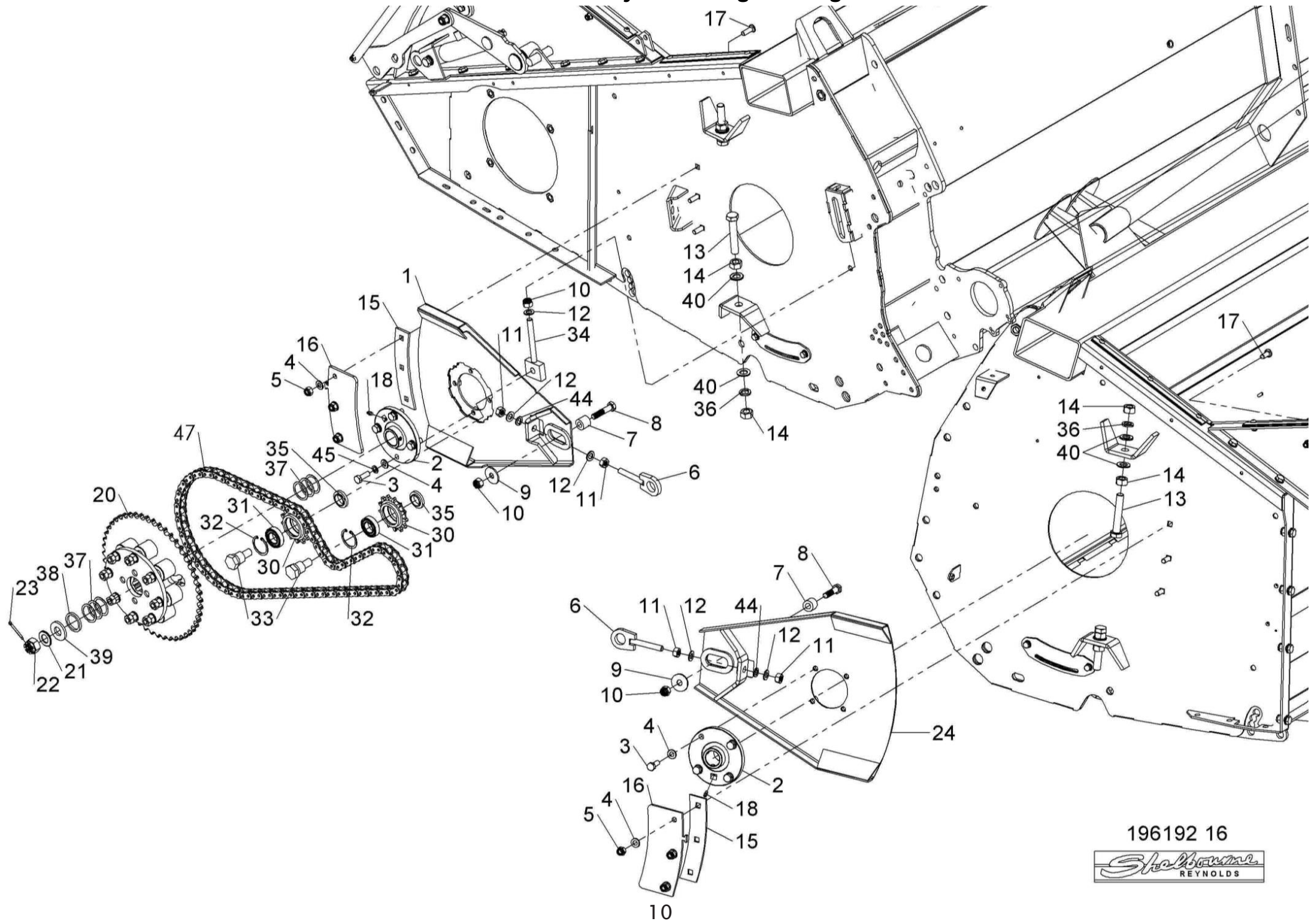
# ***Shelbourne Reynolds Engineering Limited***



## Shelbourne Reynolds Engineering Limited

ASSY NUMBER: 196192 16				ASSY DESCRIPTION: AUGER MTG SUB ASSY			
ITEM	PART NO	DESCRIPTION	QTY	ITEM	PART NO	DESCRIPTION	QTY
1	199475 01	ADJUSTER PLATE LH	1	39	190119 47	WASHER	1
2	BRG-23560	CAST SUPPORT	2	40	WSH-0024	PLAIN WASHER	8
3	HSS-0194	SET SCREW	8	41			
4	WSH-0015	PLAIN WASHER	6	42			
5	NUT-0265	NYLOC NUT	6	43			
6	200405 01	ADJUSTER	2	44	WSH-0065	SPRING WASHER	2
7	200499 01	SPACER	2	45	WSH-0061	SPRING WASHER	8
8	BLTA12350	BOLT	2	46	190548 04	SHIM (40x18x1)	A/R
9	190119 26	WASHER	2	47	CHN-01991	CHIAN (99 LINKS c/w JOINER)	1
10	NUT-0269	NYLOC NUT	3	47a	CHN-01910	CHAIN HALF LINK	
11	NUT-0170	PLAIN NUT	4	47b	CHN-01901	JOINING LINK	
12	WSH-0018	PLAIN WASHER	5				
13	HSS-0330	SET SCREW	4				
14	NUT-0180	PLAIN NUT	8				
15	200407 01	SUPPORT PLATE	2				
16	200408 01	OVERLAP PLATE	2				
17	BLT-3750	COACHBOLT	6				
18	NIP-00600	GREASE NIPPLE	2				
19							
20	KIT-00121	AUGER SLIP CLUTCH <b>SEE KIT-00121 PAGE FOR PARTS BREAKDOWN</b>	1				
21	WSH-0030	PLAIN WASHER	1				
22	NUT-0580	CASTLE NUT	1				
23	PIN-1150	SPLIT PIN	1				
24	197711 01	ADJUSTER PLT RH	1				
25							
26							
27							
28							
29							
30	131041 01	SPROCKET IDLER	2				
31	BRG-1995	BEARING	2				
32	CIR-0470	CIRCLIP	2				
33	190060 11	IDLER SPINDLE	2				
34	191777 01	IDLER ADJ SCREW	1				
35	191040 01	IDLER SPACER	2				
36	WSH-0070	SPRING WASHER	4				
37	190119 95	WASHER	6				
38	190119 82	WASHER	1				

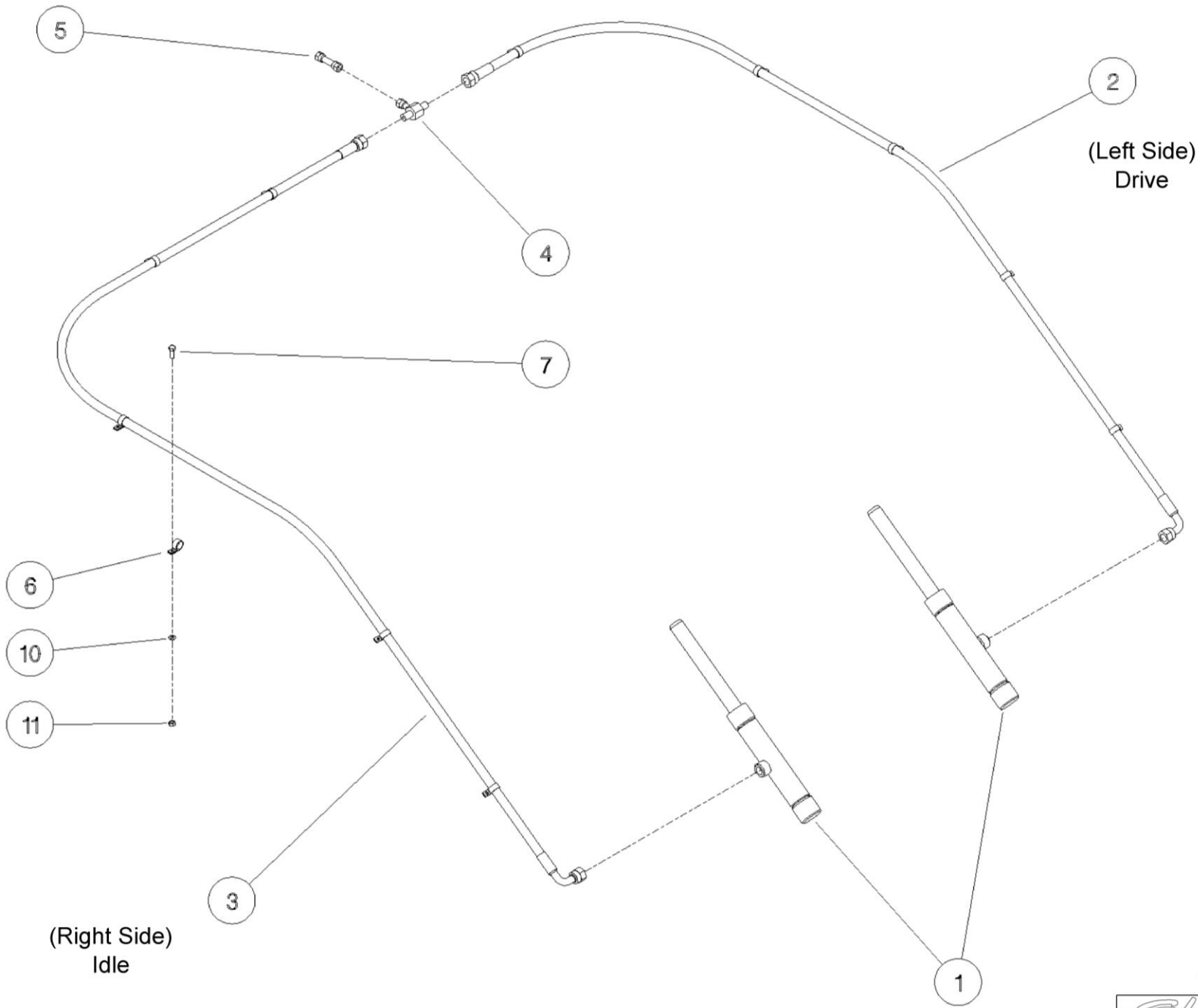




## Shelbourne Reynolds Engineering Limited

ASSY NUMBER: 196193 12				ASSY DESCRIPTION: HYDRAULIC CIRCUIT SUB			
ITEM	PART NO	DESCRIPTION	QTY	ITEM	PART NO	DESCRIPTION	QTY
1	195075 01	HYDRAULIC RAM	2				
1a	RMSK00030	SEAL KIT SPARES					
2	HHBC33510	HYD.HOSE ASSY.LH	1				
3	HHBC64810	HYD HOSE ASSY RH	1				
4	HPPD07100	HYD TEE FITTING	1				
5	FIT-0213	HYD BULKHEAD FITTING	1				
6	CLP-01012	P CLIP	8				
7	SCW-4960	BUTTON SKT.HD SCREW	4				
10	WSH-0009	PLAIN WASHER	4				
11	NUT-0260	NYLOC NUT	4				





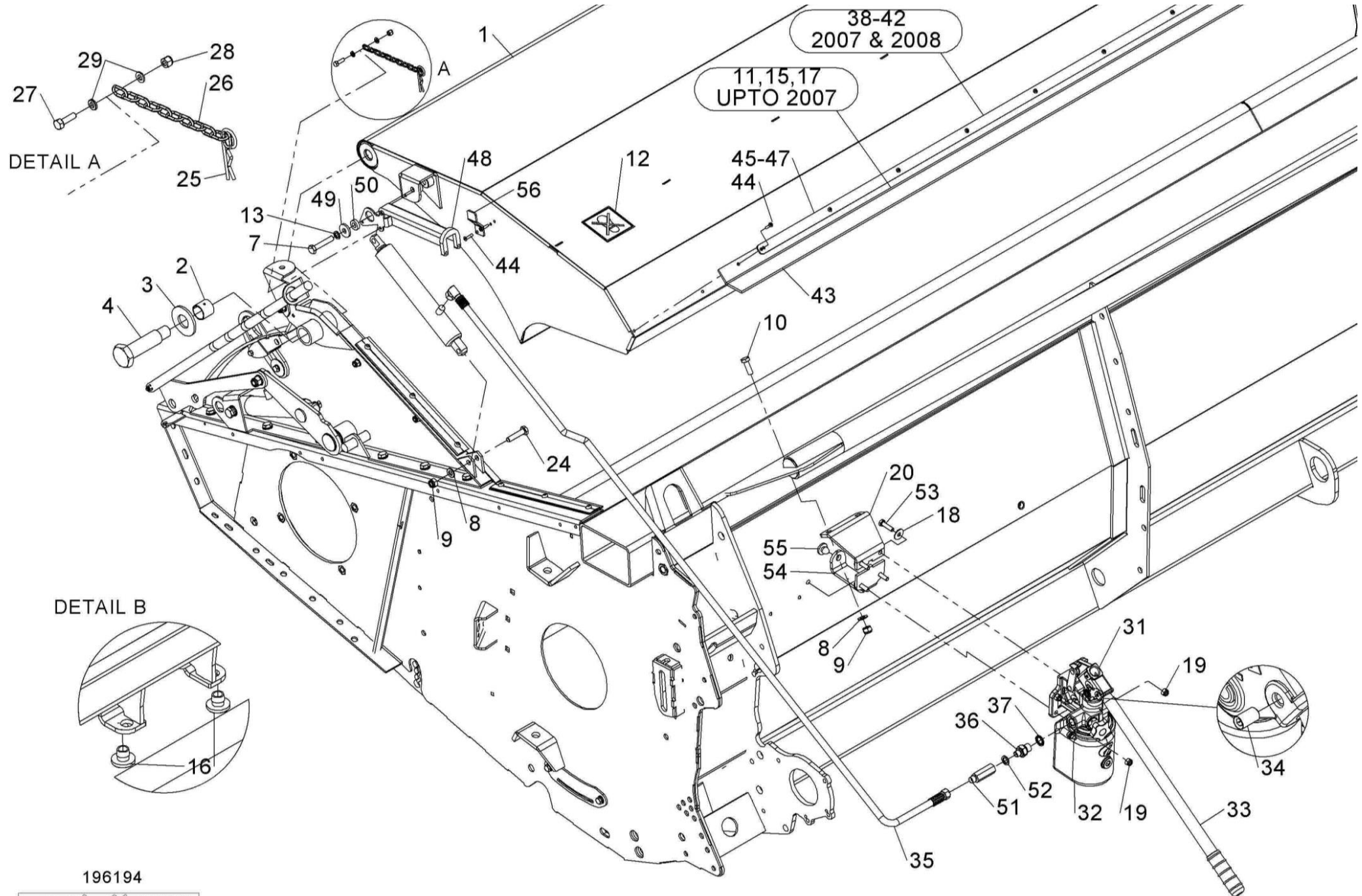
196193



## Shelbourne Reynolds Engineering Limited

ASSY NUMBER: 196194 32				ASSY DESCRIPTION: TOP DOOR COWL ASSY Rsd/Rvs24 (7.2)			
ITEM	PART NO	DESCRIPTION	QTY	ITEM	PART NO	DESCRIPTION	QTY
1	197304 31	HOOD W/A (	1	35	HHCC10505	HYD HOSE ASSY (2015 & ON)	1
OR	197304 26K	SPARES HOOD ASSY, INC.ITEMS		OR	HHCC11505	HYD HOSE ASSY (2007- 2014)	1
		1,16,43,44,45,46,47, & 56		36	FIT-0025	MM ADPT (2015&ON)	1
2	BSHK03056	BUSH	2	OR	HAPAA0305	HYD REST (2007-2014)	
3	192813 01	LARGE WASHER	2	37	WSH-1010	DOWTY WASHER (2007&ON)	1
4	192812 01	COWL PIN	2	38	197615 03	CLAMP STRIP (END) (2007&08)	2
5	NIP-0001	GREASE ZERK (UPTO 2009)	2	39	197615 10	CLAMP STRIP (HANDL) (2007&08)	2
6	GSTA14406	GAS STRUTT (UPTO 2007)	2	40	197615 11	CLAMP STRIP (INNER) (2007&08)	2
7	BLTA10380	BOLT	1	41	197615 13	CLAMP STRIP (SMALL) (2007&08)	2
8	WSH-0015	PLAIN WASHER	3	42	197615 08	CLAMP STRIP (CENTRE) (2007&08)	2
9	NUT-0265	NYLOC NUT (2007&ON)	3	43	198066 06	SEALING STRIP (2009&ON)	1
10	HSS-0194	SETSCREW (2007&ON)	2	OR	197602 04	SEALING STRIP (2007 & 2008)	1
11	EDS-11684	SEAL STRIP (UPTO 2007)	1	44	POP-0006	POP RIVET (2009&ON)	39
12	192718 01	TRANSFER	2	45	198067 01	CLAMP STRIP (1304mm) (2010&ON)	1
13	WSH-0061	SPRING WASHER	1	46	198067 02	CLAMP STRIP (1194mm) (2010&ON)	4
14				47	198067 03	CLAMP STRIP (1104mm) (2010&ON)	1
15	197289 02	SEAL CLAMP PLATE (UPTO 2007)	6	48	198311 01	RAM STOP (CVS**100149 & ON)	1
16	197810 01	BUMP STOP	4	49	190119 75	WASHER (CVS**100149 & ON)	1
17	HSS-0140	SETSCREW (UPTO 2007)	22	50	190119 79	WASHER (CVS**100149 & ON)	1
18	WSH-1038	WASHER	4	51	HVB-93000	FLOW RESTRIC'R (2015&ON)	1
19	NUT-0263	NYLOC NUT	4	52	WSH-1005	DOWTY WSH (2015 & ON)	1
20	199831 01	HAND PUMP BRACKET (2015&ON)	1	53	HSS-0150	BOLT (2015 & ON)	4
OR	197607 01	HAND PUMP BRACKET (2007-2014)		54	199832 01	PUMP BRKT BTM (2015 & ON)	1
21	197606 01	STORAGE BRKT (2007-CVS**100148)	1	55	RUB-0330	RUBBER GROMMET (2015 & ON)	1
22	197605 01	RAM STOP (2007-CVS**100148)	1	56	290373 01	HOOK (2017 & ON)	1
23	PIN-1720	D PIN (2007-CVS**100148)	1				
24	BLTA10290	BOLT	1				
25	CLP-00103	R CLIP (2007-2017)	1				
26	CHN-0145	CHAIN (2007-2017)	0.17				
27	HSS-0086	SET SCREW (2007-2017)	1				
28	NUT-0260	NYLOC NUT (2007-2017)	1				
29	WSH-0009	PLAIN WASHER (2007-2017)	2				
30	197601 01	HYDRAULIC CYLINDER ASSY	1				
30a	RMSK00030	RAM SEAL KIT					
31	JAC-00227	HYD HAND PUMP (2015&ON)	1				
OR	JAC-00226	HYD HAND PUMP (2007-2014)	1				
32	JAC-00222	HYD RESEVOIR (2015&ON)	1				
OR	JAC-00221	HYD RESEVOIR (2007-2014)					
33	JAC-00230	JACK HANDLE (2007&ON)	1				
34	SCW-4530	GRUBSCREW (2007&ON)	1				

# Shelbourne Reynolds Engineering Limited

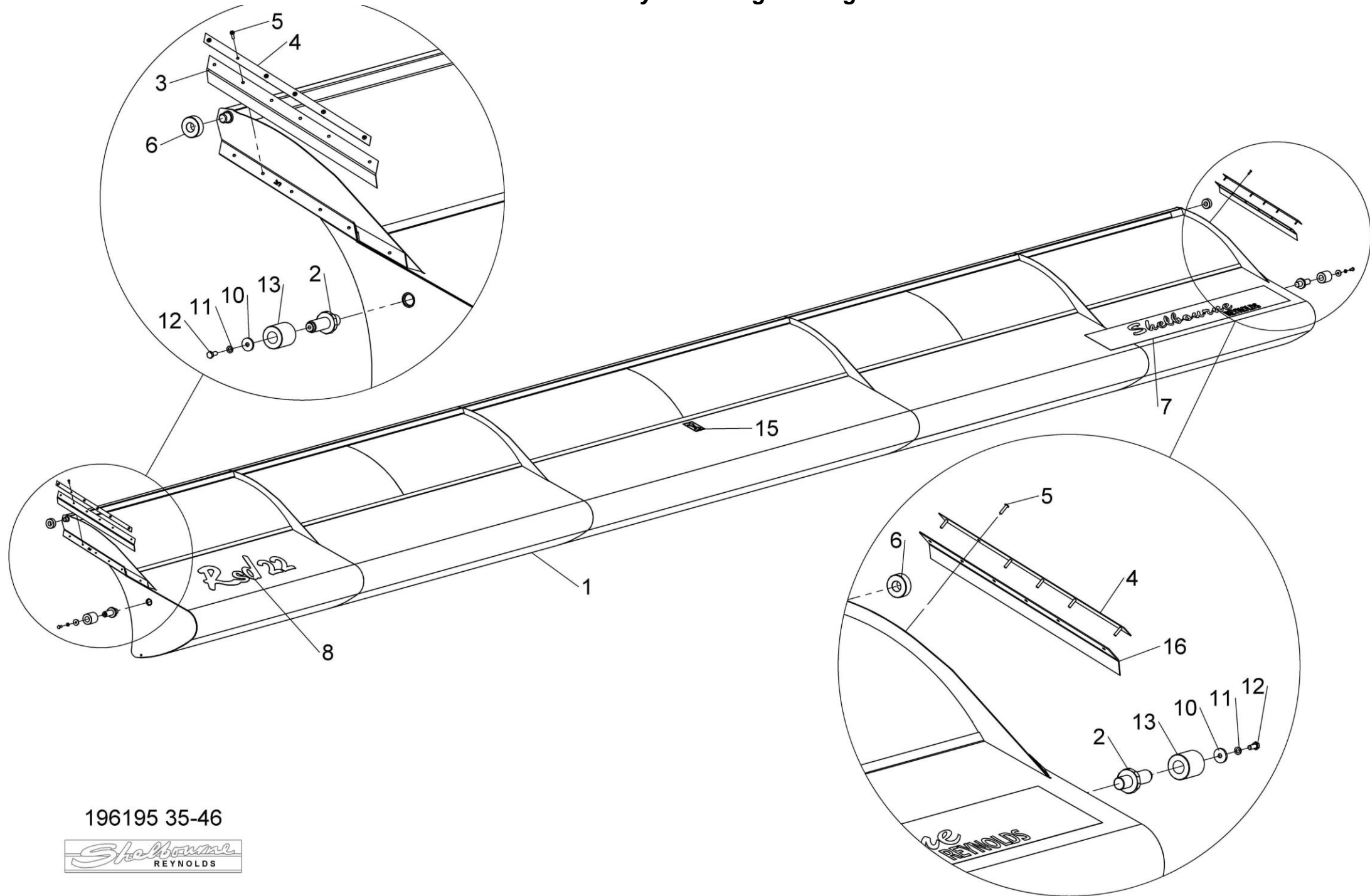


196194



## Shelbourne Reynolds Engineering Limited

ASSY NUMBER: 196195 42				ASSY DESCRIPTION: ADJ CROP DEFLECTOR SUB			
ITEM	PART NO	DESCRIPTION	QTY	ITEM	PART NO	DESCRIPTION	QTY
1	199427 01	ADJ CROP DEFLECTOR	1				
2	195379 01	SPINDLE	2				
3	292110 01	SIDE SEAL LH (SMOOTH SIDE UP)	1				
4	195433 01	CLAMP STRIP	2				
5	POP-0006	POP RIVET	12				
6	191642 01	NYLON ROLLER	2				
7	198763 01	EMBLEM	1				
8	199016 04	EMBLEM (RSD24) WHITE	1				
OR	197136 04	EMBLEM (RSD24) RED	1				
10	190119 08	WASHER	2				
11	WSH-0058	SPRING WASHER	2				
12	HSS-0140	BOLT	2				
13	192688 01	NYLON ROLLER	2				
14	190119 20	WASHER (UPTO 2012)	4				
15	192718 01	TRANSFER	1				
16	292110 02	SIDE SEAL RH (SMOOTH SIDE UP)	1				



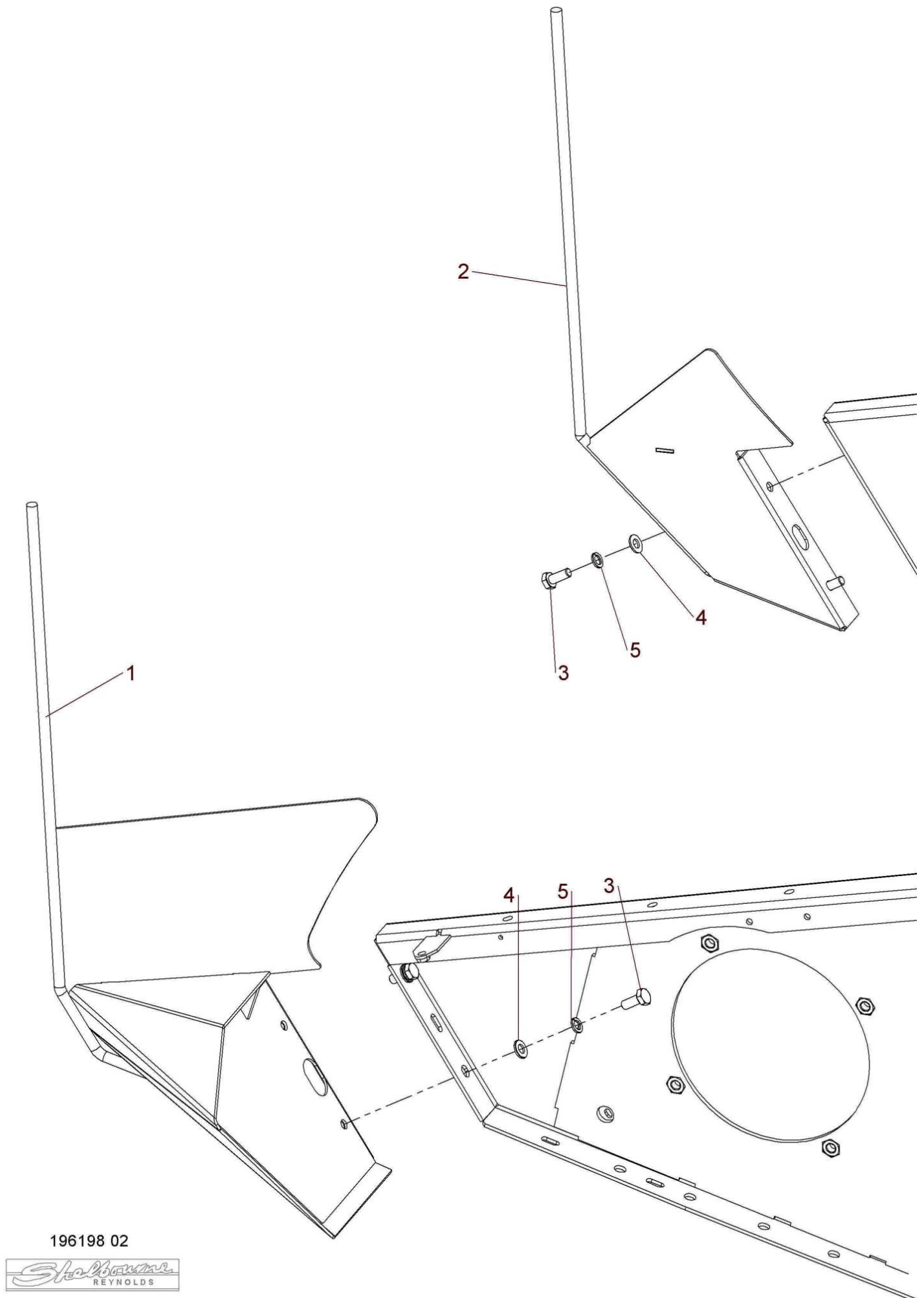
196195 35-46



***Shelbourne Reynolds Engineering Limited***

ASSY NUMBER: 196198 02				ASSY DESCRIPTION: DIVIDER SUB ASSY (PIVOTING GEARBOX)			
ITEM	PART NO	DESCRIPTION	QTY	ITEM	PART NO	DESCRIPTION	QTY
1	198314 01	DIVIDER W/A LH (2010 & ON)	1				
2	194501 02	DIVIDER ASSY RH	1				
3	HSS-0191	SETSCREW	4				
4	WSH-0015	PLAIN WASHER	4				
5	WSH-0061	SPRING WASHER	4				





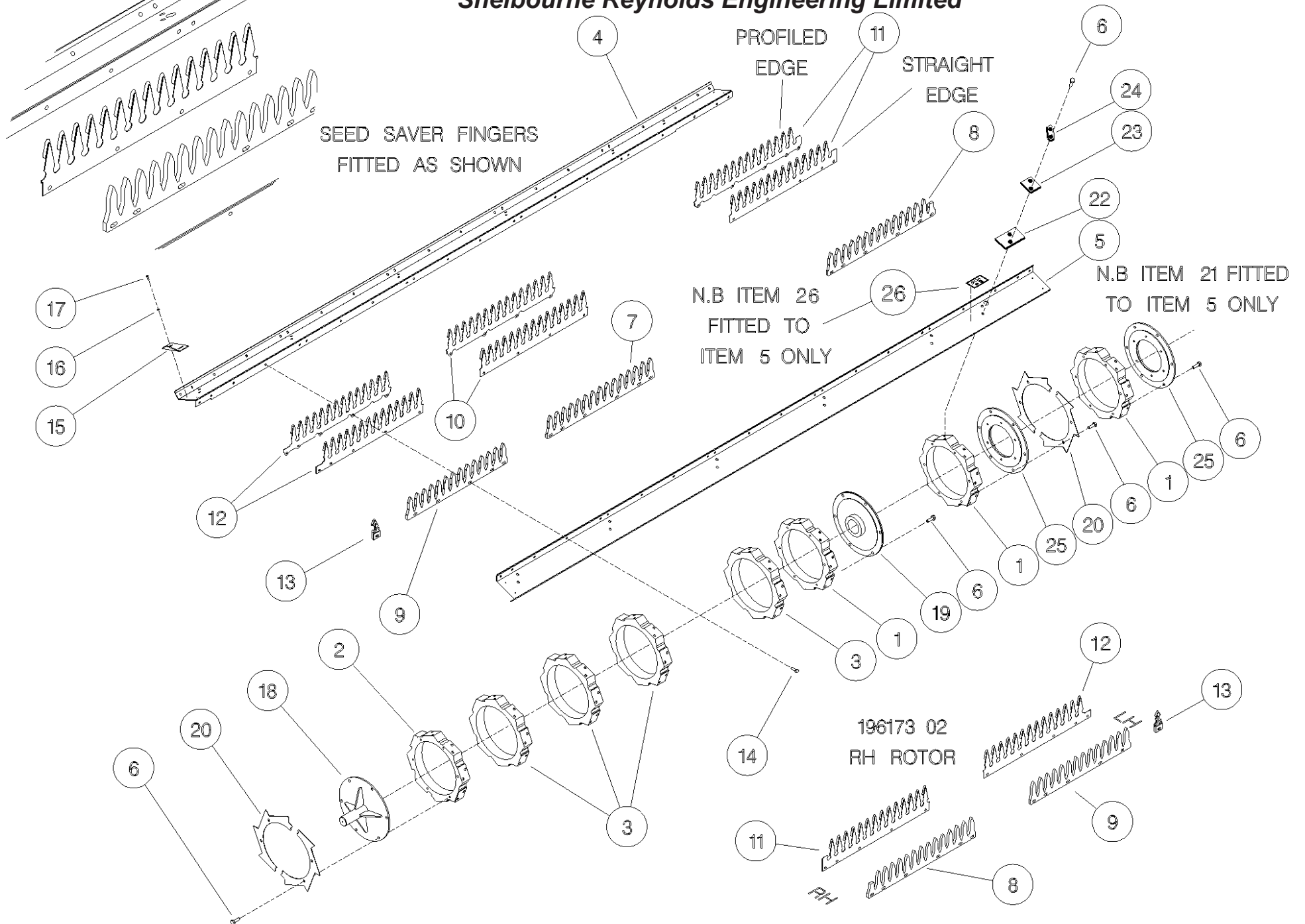
196198 02

## Shelbourne Reynolds Engineering Limited

ASSY NUMBER: 196228 03				ASSY DESCRIPTION: STRIPPING ROTOR ASSEMBLY LH 3.6m			
ITEM	PART NO	DESCRIPTION	QTY	ITEM	PART NO	DESCRIPTION	QTY
1	192892 01	OUTER HUB CASTING LH	2				
2	192892 02	OUTER HUB CASTING RH	1				
3	192892 03	INNER HUB CASTING	5				
4	199019 01	ROTOR SECTION 3.6m	8				
OR	199019 04	SPARES COMMON 3.6m PANEL					
5							
6	HSSG10204	TENSILOCK SETSCREW	146				
7	193558 01	STANDARD ELEMENT	32				
8	193558 02	STANDARD ELEMENT END	8				
OR	193558 01	FOR SPARES, CUT AND MODIFY STD SUPPORT FINGER	8				
9	193558 03	STANDARD ELEMENT CTR END	8				
OR	193558 01	FOR SPARES, CUT AND MODIFY STD SUPPORT FINGER	8				
10	197717 01	SEED SAVER CTR	32				
OR	291009 01	SEED SAVER CTR RICE (LONG TIP)	32				
11	197719 01	SEED SAVER LH END	8				
OR	291011 02	SEED SAVER RH END RICE (LONG TIP)	8		NOTE	197719 01 & 197718 02 ARE CORRECT PARTS WHEN FINGERS SET WITH FLANGES UP, i.e., AGGRESSIVE.	
12	197718 02	SEED SAVER LH CTR	8				
OR	291010 01	SEED SAVER RH CTR RICE (LONG TIP)	8				
13	194109 01	CENTRE FINGER LH (AGGRESSIVE)	8				
OR	292310 01	RICE CENTRE FINGER LH (FLAT)	8				
14	HSSF08174	TENSILOCK SETSCREW	208				
15	192679 01	ANTI-WRAP PLATE (HALF SET)	8				
OR	192679 01	ANTI-WRAP PLATE (FULL CTR SET)	12				
OR	192679 01	ANTI-WRAP PLATE (FULL SET)	16				
16	WSH-1034	PENNY WASHER	16-32		NOTE	291011 02 & 291010 01 ARE CORRECT PARTS WHEN FINGERS SET WITH FLANGES DOWN, i.e., NON-AGGRESSIVE, FOR RICE. THESE FINGERS CAN NOT BE SET AGGRESSIVELY	
17	SCW-5180	SELF TAPPING SCREW	16-32				
18	193103 01	CENTRE DRIVE SHAFT W/A	1				
19	197114 01	ROTOR DRIVE DISC W/A	1				
20	192959 01	OUTER CLAMP RING	4				
21							
22	193118 01	BALANCE WEIGHT (100G)	6				
23	193118 02	BALANCE WEIGHT (50G)	2				
24	193382 01	BALANCE WEIGHT (25G)	1				
25	197111 01	ROTOR DRIVE DISC	1				



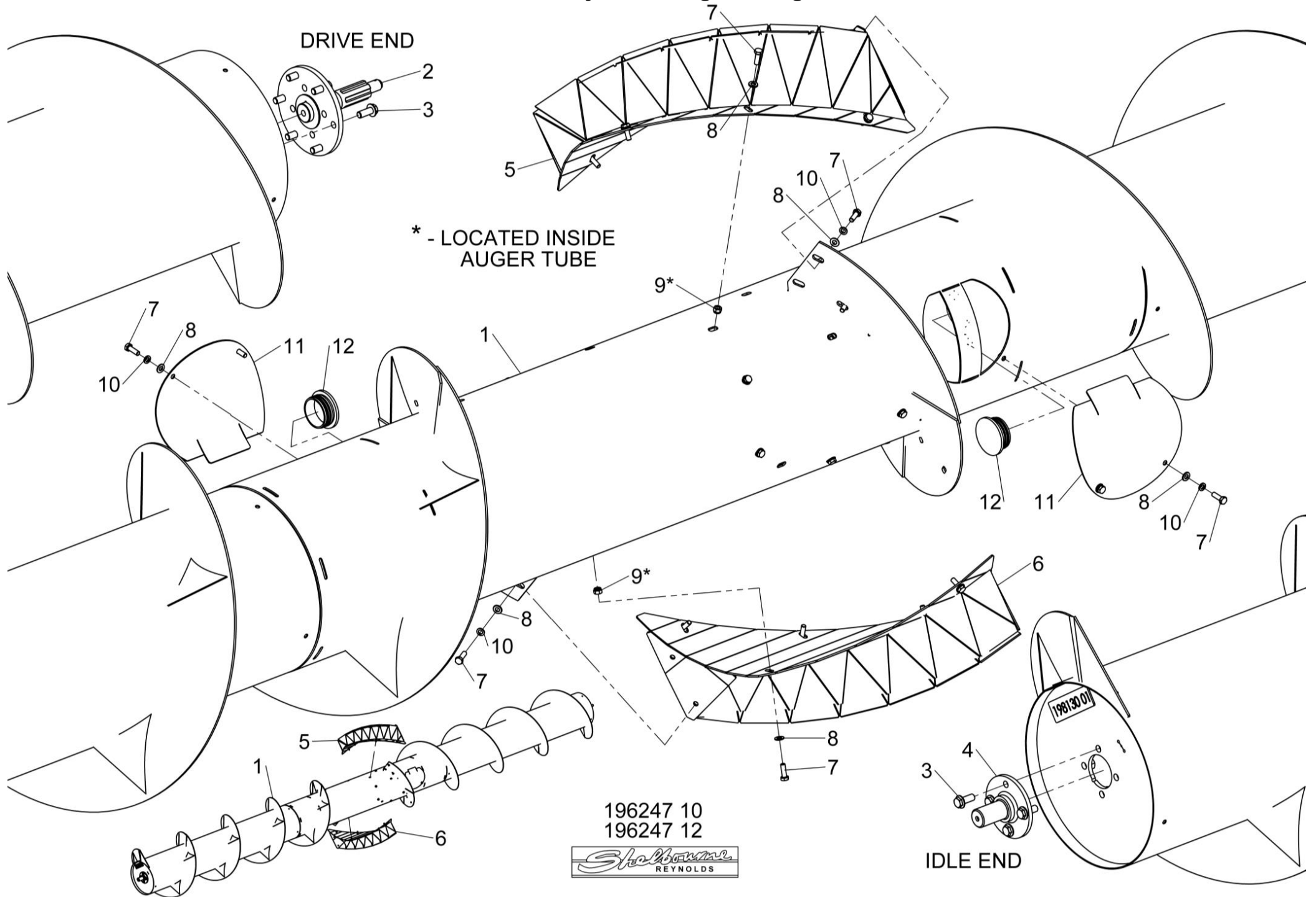
# Shelbourne Reynolds Engineering Limited



## Shelbourne Reynolds Engineering Limited

ASSY NUMBER: 196247 12				ASSY DESCRIPTION: 7.2mt (24') BOLT ON PADDLE AUGER ASSY			
ITEM	PART NO	DESCRIPTION	QTY	ITEM	PART NO	DESCRIPTION	QTY
1	292076 01	AUGER WELD ASSY	1				
2	195848 01	AUGER DRIVE SHAFT	1				
3	HSSF12204	SET SCREW	10				
4	197704 02	IDLER SHAFT	1				
5	197620 01R	AUGER SPIRAL PADDLE LH	1				
6	197620 02R	AUGER SPIRAL PADDLE RH	1				
7	HSS-0145	HEX HD SCREW	18				
8	WSH-0012	PLAIN WASHER	28				
9	NUT-0263	NYLOC NUT	10				
10	WSH-0058	SPRING WASHER	8				
11	194472 01	INSPECTION COVER	2				
12	21709036	TUBE PLUG	2				
13	196247 12R	COMPLETE SPARE AUGER ASSY (CONSISTS OF ITEM 1-12)					

# Shelbourne Reynolds Engineering Limited



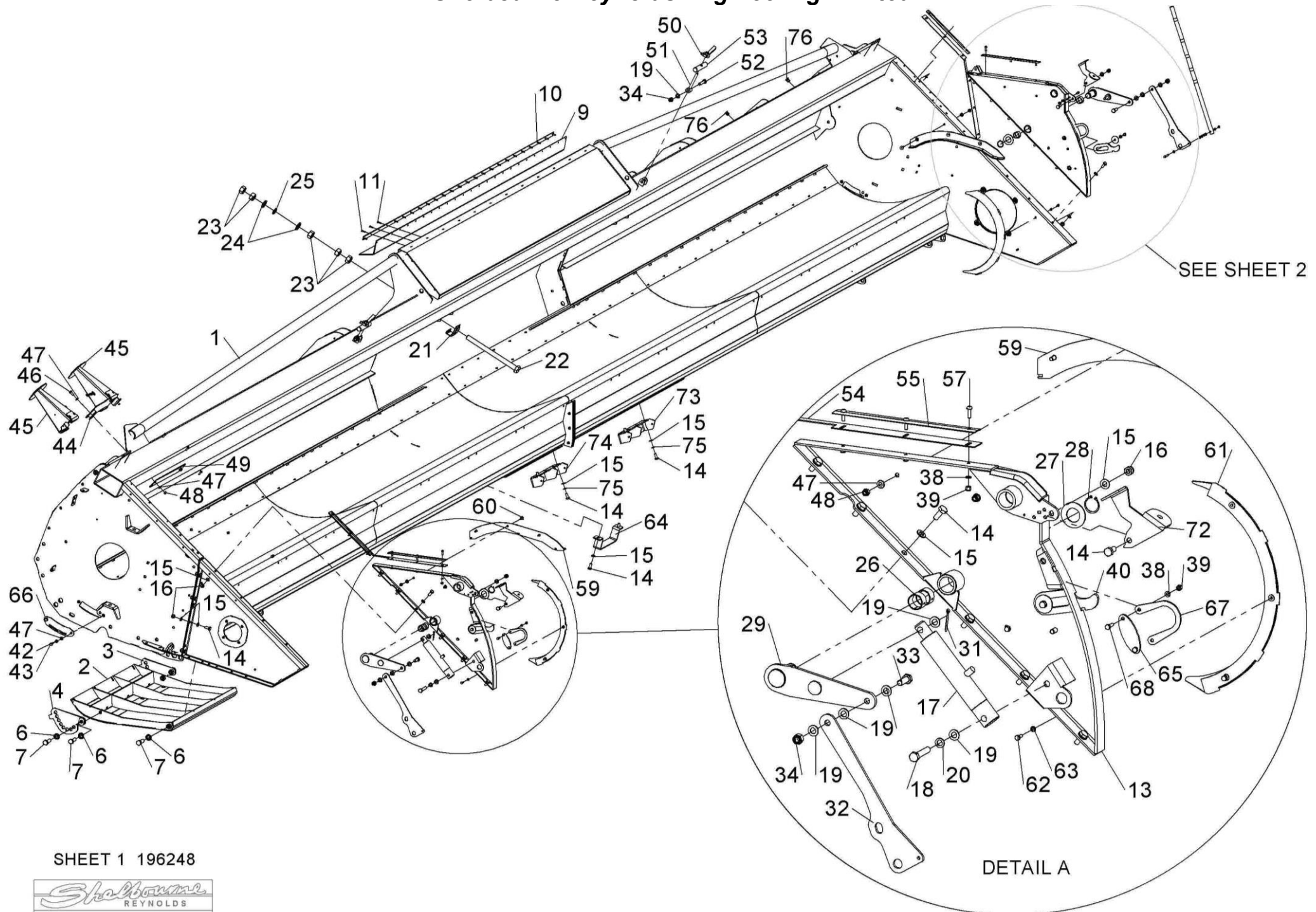


## Shelbourne Reynolds Engineering Limited

ASSY NUMBER: 196248 22				ASSY DESCRIPTION: FRAME & PARTS SUB RSD24			
ITEM	PART NO	DESCRIPTION	QTY	ITEM	PART NO	DESCRIPTION	QTY
1	198186 01	Rsd24 MAINFRAME	1	39	NUT-0260	NYLOC NUT	15
2	194395 01	SKID ASSY	2	40	192809 01	NOSE STOP LATCH	2
3	193828 01	SKID ADJUSTER PLATE LH	2	41	190119 05	WASHER	2
4	193828 02	SKID ADJUSTER PLATE RH	2	42	WSH-0058	SPRING WASHER	6
5	190119 07	WASHER (UPTO 2015)	4	43	HSS-0135	SETSCREW	6
6	WSHA30161	LOCK WASHER (2019 & ON)	12	44	193221 01	HEADER STAND BRACKET	1
OR	WSH-0070	SPRING WASHER (UP TO 2019)	12	45	290520 01	HEADER STAND (2018 & ON)	2
7	HSS-0317	SETSCREW	12	OR	193222 01	HEADER FRONT STAND (UPTO 2018)	2
8	WSH-0024	PLAIN WASHER (UP TO 2019)	12	46	HSS-0145	BOLT	2
9	194545 01	RUBBER SEAL	1	47	WSH-0012	PLAIN WASHER	14
10	194493 01	CLAMP STRIP	1	48	NUT-0263	NYLOC NUT	8
11	POP-0006	POP RIVET	25	49	195541 01	BACKING PLATE	1
12	194913 01	LH TOP PLATE ASSY.	1	50	193244 01	RETAINING NUT	2
13	194913 02	RH TOP PLATE ASSY	1	51	193248 01	RETAINING SCREW	2
14	HSS-0191	SET SCREW	22	52	BLTA12380	HEX.HEAD BOLT	2
15	WSH-0015	PLAIN WASHER	34	53	193251 01	RETAINING BAR	2
16	NUT-0265	NYLOC NUT	18	54	194000 01	RUBBER SEAL	2
17	195075 01	HYDRAULIC RAM	2	55	199567 01	SEAL CLAMP	4
17a	RMSK00030	RAM SEAL KIT		56			
18	BLTA12410	BOLT	2	57	SCW-4960	BUTTON SKT.HD SCREW	12
19	WSH-0018	PLAIN WASHER	32	58	194385 01	NOSE RUNNER W/ASSY LH	1
20	WSH-0065	SPRING WASHER	4	59	194385 02	NOSE RUNNER W/ASSY RH	1
21	194987 01	LOCKING ASSY	2	60	SCW-1735	CSK SOCKET HD SCW	6
22	HSSA24994	SET SCREW	2	61	193363 01	ROTOR DEFLECTOR	2
23	NUT-0190	PLAIN NUT	10	62	HSS-0084	SETSCREW	6
24	WSH-0036	PLAIN WASHER	4	63	WSH-0056	SPRING WASHER	6
25	190548 62	WASHER	2	64	195126 01	FORK LIFT SHOE PLATE	2
26	BSHK03047	BUSH	4	65	HSS-0260	BOLT (SHIPPING ONLY)	2
27	WSH-1547	PLAIN WASHER	2	OR	197309 01	PLATE (UPTO 2017)	2
28	CIR-1150	CIRCLIP	2	66	195844 01	COVER PLATE	2
29	194538 06	LIFT ARM LH	1	67	197308 01	HORSE SHOE PLATE (UPTO 2017)	2
30	194538 07	LIFT ARM RH	1	68	HSS-0086	SET SCREW	2
31	PIN-1150	SPLIT PIN	2				
32	194537 01	LINK ARM	2	70	WSH-0061	SPRING WASHER	4
33	HSS-0250	BOLT	2	71	198958 01	LIGHT BRACKET LH (2012 & ON)	1
34	NUT-0269	NYLOC NUT	4	OR	194381 01	LIGHT BRACKET LH (UPTO 2012)	1
35	HSSA06290	SET SCREW	1	72	198958 02	LIGHT BRACKET RH (2012 & ON)	1
36				OR	194381 02	LIGHT BRACKET RH (UPTO 2012)	1
37	192494 01	NOSE HEIGHT INDICATOR ROD	1	73	195125 01	FORK LIFT STOP PL LH	1
38	WSH-0009	PLAIN WASHER	21	74	195125 02	FORK LIFT STOP PL RH	1



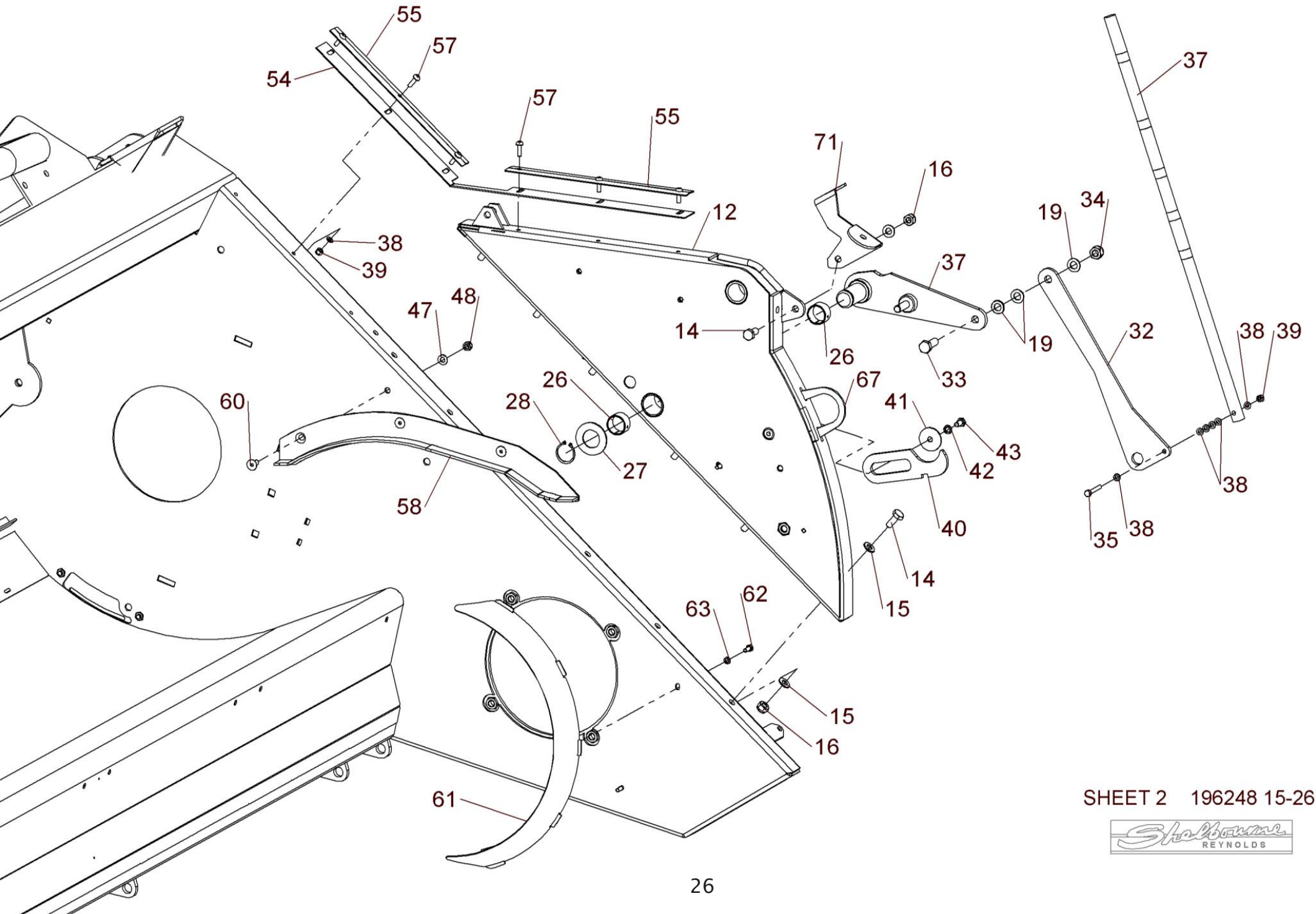
# Shelbourne Reynolds Engineering Limited



SHEET 1 196248



# Shelbourne Reynolds Engineering Limited



SHEET 2 196248 15-26

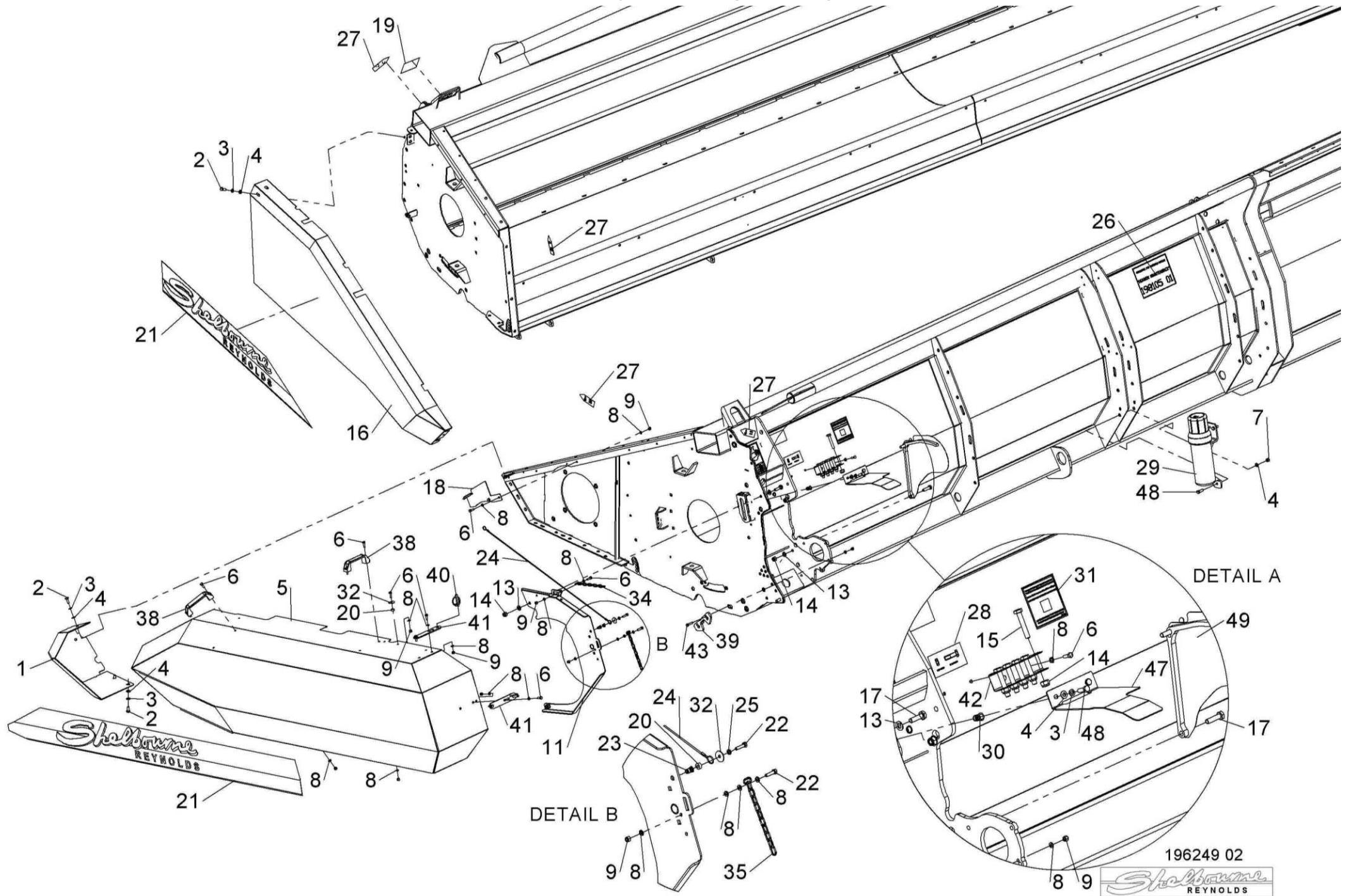


## Shelbourne Reynolds Engineering Limited

ASSY NUMBER: 196249 02				ASSY DESCRIPTION: EMBLEMS & GUARDS SUB RSD			
ITEM	PART NO	DESCRIPTION	QTY	ITEM	PART NO	DESCRIPTION	QTY
1	198297 01	NOSE GUARD W/A (2010 & ON)	1	40	PIN-01950	LYNCH PIN	2
OR	197970 01	FRONT LH GUARD (2009 ONLY)	1	41	198086 01	LATCH PLATE (2010 & ON)	2
2	HSS-0140	SET SCREW	5	OR	198281 01	STIFFN'R LATCH PLT (2009 ONLY)	1
3	WSH-0058	SPRING WASHER	7	42	191841 03	SHEARBOLT HOLDER	1
4	WSH-0012	PLAIN WASHER	10	43	HSS-0092	SET SCREW	2
5	198030 01	LH SIDE GUARD	1	44			
6	HSS-0086	SET SCREW	14	45			
7	NUT-0263	NYLOC NUT	3	46			
8	WSH-0009	PLAIN WASHER	29	47	198288 01	GEARBOX COVER PLT	1
9	NUT-0260	NYLOC NUT	17	48	HSS-0145	SET SCREW	5
10				49	198221 01	INNER SHIELD	1
11	198013 01	LH REAR BACK PLATE ASSY	1				
12	HSS-0198	SET SCREW	2				
13	WSH-0015	PLAIN WASHER	6				
14	NUT-0265	NYLOC NUT	9				
15	BLTA10384	SHEAR BOLT	5				
16	194873 01	RH SIDE GUARD ASSY	1				
17	HSS-0202	SET SCREW	8				
18	198289 01	GUARD SUPPORT BRACKET	1				
19	197861 01	EMBLEM (PATENTS)	1				
20	190548 48	WASHER	2				
21	198764 01	EMBLEM (SHELBOURNE REYNOLDS)	2				
22	HSS-0088	SET SCREW	2				
23	NUTA13060	NUTSERT	1				
24	199630 01	GUARD RETAINING CABLE	1				
25	WSH-0056	SPRING WASHER	1				
26	198105 01	EMBLEM (HEADER MAINTENANCE)	1				
27	190702 04	EMBLEM (SLING POINT)	4				
28	613205 01	EMBLEM (SHEARBOLT PART NO)	1				
29	PCN-00100	MANUAL CANNISTER	1				
30	NUTA13087	NUTSERT	1				
31	290150 01	EMBLEM (COMBINE SETTINGS)	1				
32	WSH-1036	PENNY WASHER	2				
33							
34							
35	CHN-0145	CHAIN	0.17				
35	CHN-0145	CHAIN	0.17				
36							
37							
38	HND-0000	BLACK PLASTIC HANDLE	2				
39	198322 01	OIL LEVEL VIEWER	1				



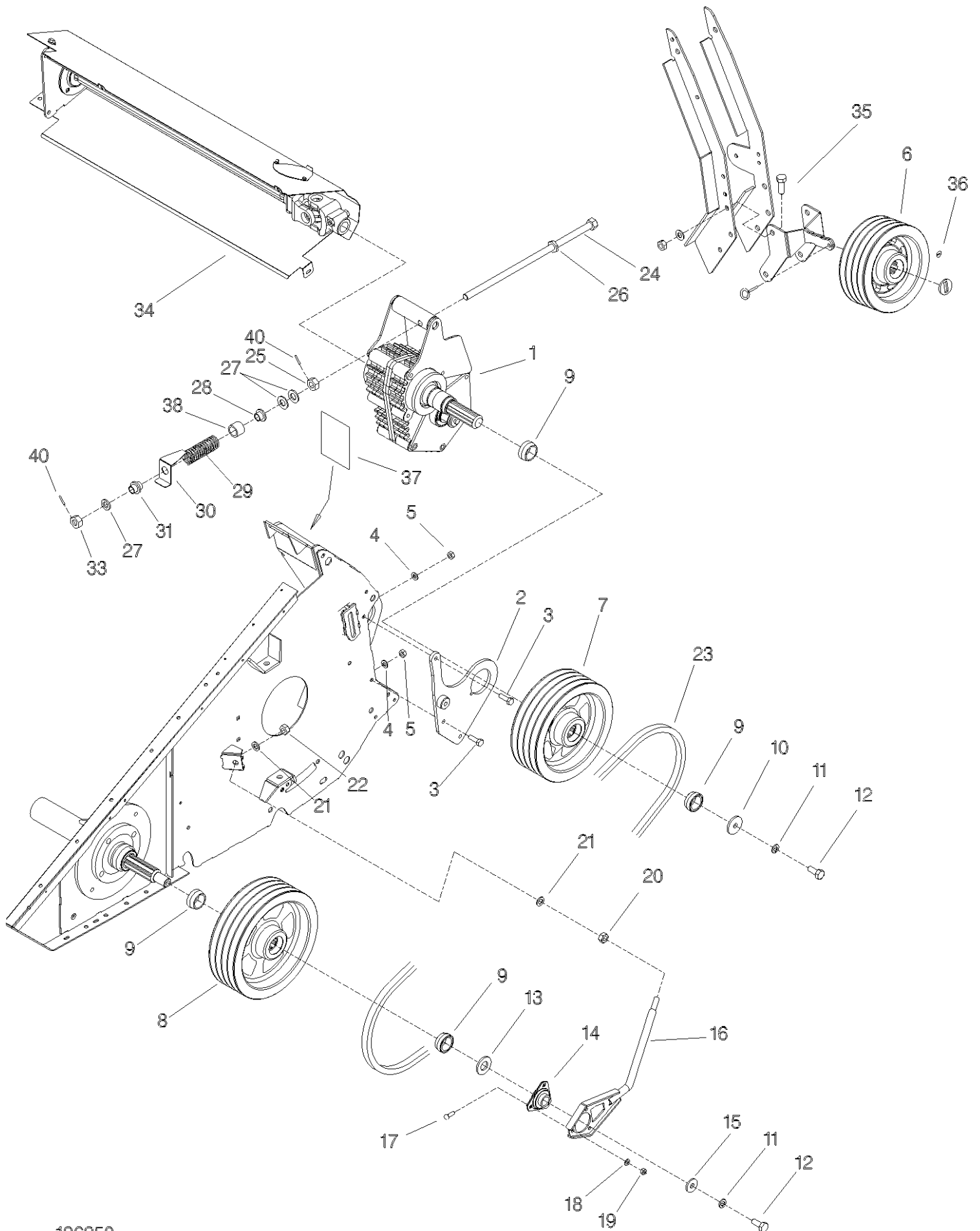
# Shelbourne Reynolds Engineering Limited



## Shelbourne Reynolds Engineering Limited

ASSY NUMBER: 196250 01				ASSY DESCRIPTION: INPUT/DRIVE MTG SUB ASSY (UPTO RSD24)			
ITEM	PART NO	DESCRIPTION	QTY	ITEM	PART NO	DESCRIPTION	QTY
1	GEA-0057	INPUT GEARBOX ASSY (60mm SHAFT)	1	33	NUT-0580	CASTLE NUT (2012 & ON)	1
OR	GEA-0059	INPUT GEARBOX ASSY (65mm SHAFT) (CERTAIN AUSTRALIAN MACHINES ONLY)		OR	NUTA02200	NYLOC NUT (UPTO 2012)	1
2	198018 01	GEARBOX SUPPORT PLT W/A	1	34	KIT-00528	RSD PTO CONE KIT (2014 & ON)	1
3	BLTA12290	BOLT	3	35	KIT-01336	SPARE PULLEY MOUNTING KIT	1
4	WSH-0018	PLAIN WASHER	3	36	197244 01	PULLEY IDENTIFICATION DECAL	1
5	NUT-0269	NYLOC NUT	3	37	198220 01	SPEED SELECTION DECAL	1
6	195927 01	PULLEY DRIVER	1	38	198943 01	SPRING SPACER (40mm)	1
7	195928 01	PULLEY DRIVER	1	39			
8	195929 01	PULLEY DRIVER	1	40	PIN-1620	ROLL PIN (2012 & ON)	2
9	195935 01	COLLAR	4				
10	190548 79	WASHER	1				
11	WSHA30161	WASHER	2				
12	HSS-0315	SET SCREW	2				
13	190548 36	WASHER	1				
14	BRG-0240	BEARING	1				
15	190119 99	WASHER	1				
16	198142 01	TIE BAR W/ASSY	1				
17	BLT-3745	COACHBOLT	3				
18	WSH-0015	PLAIN WASHER	3				
19	NUT-0265	NYLOC NUT	3				
20	NUT-0180	PLAIN NUT PLATED	1				
21	WSH-0024	PLAIN WASHER	2				
22	NUT-0271	NYLOC NUT	1				
23	BEL-07355	BELT (REDPOWER 3)	4				
		CANNOT MIX WITH BEL-05355					
OR	BEL-05355	BELT (REDPOWER II)	4				
		CANNOT MIX WITH BEL-07355					
24	198029 01	GEARBOX ADJUSTER ROD	1				
25	NUT-0580	CASTLE NUT (2012 & ON)	1				
OR	NUT-0185	PLAIN NUT (UPTO 2012)	1				
26	NUT-0385	HALF NUT (2012 & ON)	1				
OR	NUT-0385	HALF NUT (UPTO 2012)	2				
27	WSH-0030	PLAIN WASHER	3				
28	198028 01	REAR SPRING BOSS	1				
29	SPGE02530	DIE SPRING	1				
30	198218 01	SPRING TENSION GUIDE	1				
31	198027 01	FRONT SPRING BOSS	1				
32							

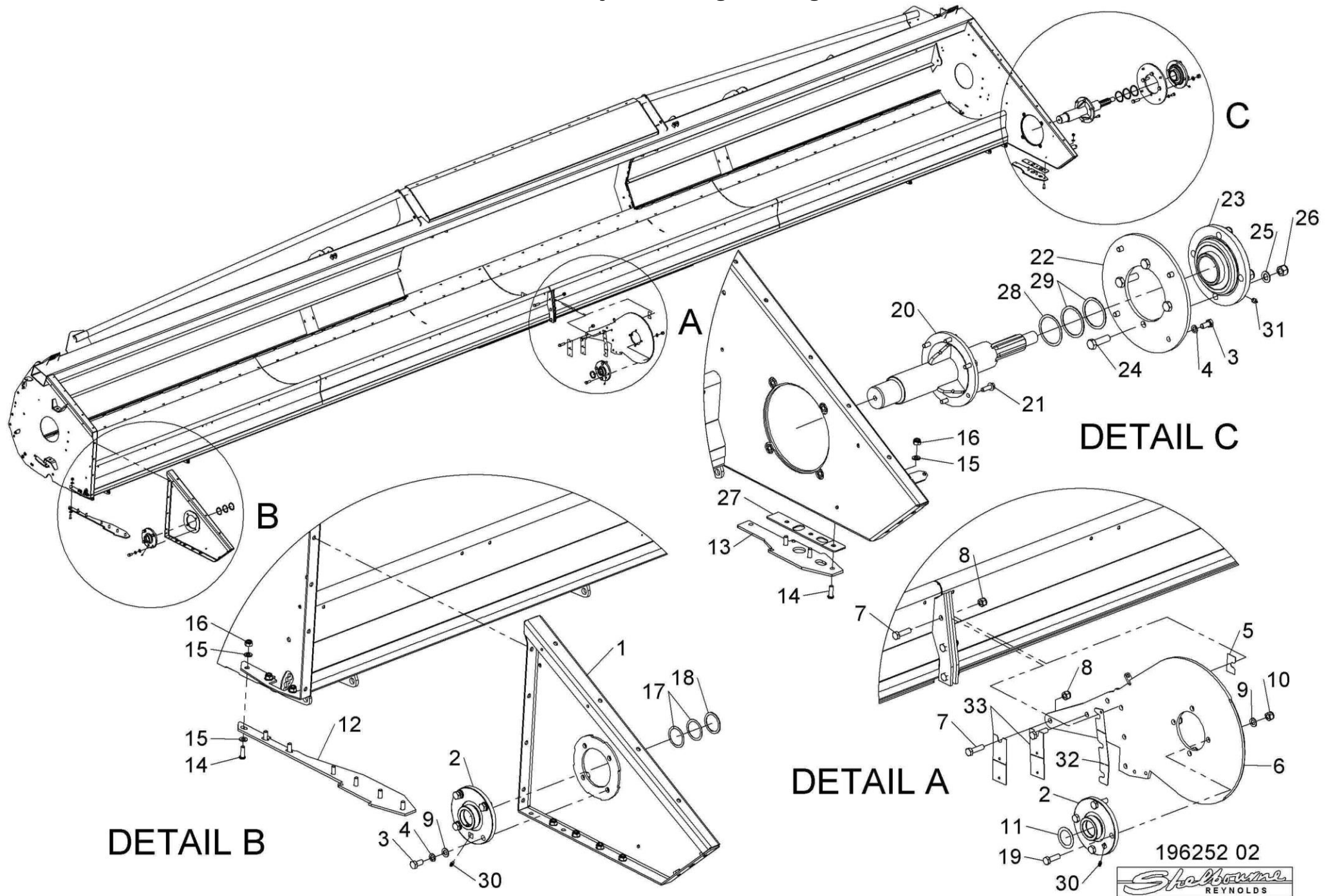
# Shelbourne Reynolds Engineering Limited



## Shelbourne Reynolds Engineering Limited

ASSY NUMBER: 196252 02				ASSY DESCRIPTION: ROTOR MTG SUB ASSY RSD (70mm SHAFT)			
ITEM	PART NO	DESCRIPTION	QTY	ITEM	PART NO	DESCRIPTION	QTY
1	194915 01	RH SIDE PLATE ASSY	1				
2	BRG-3275	BEARING	2				
3	HSS-0235	SET SCREW	7				
4	WSH-0065	SPRING WASHER	8				
5	194401 01	SHIM	3				
6	194400 01	DIVISION PLATE	1				
7	BLTA12290	BOLT	5				
8	NUTA07120	AERO-TIGHT NUT	5				
9	WSH-0018	PLAIN WASHER	8				
10	NUT-0269	NYLOC NUT	4				
11	194128 03	SHIM (1mm)	A/R				
12	194404 01	DIVIDING PLATE RH	1				
13	198991 01	DIVIDING PLATE LH	1				
14	SCW-0516	SCREW	10				
15	WSH-0015	PLAIN WASHER	13				
16	NUT-0265	NYLOC NUT	10				
17	192876 01	SHIM (1mm)	A/R				
18	192876 02	SHIM (2mm)	A/R				
19	HSS-0250	SET SCREW	5				
20	198138 01	DRIVE SHAFT W/ASSY	1				
21	HSSG10204	SET SCREW	6				
22	198122 01	BEARING SUPPORT	1				
23	BRG-27040	BEARING	1				
24	HSS-0319	SET SCREW	4				
25	WSH-0024	PLAIN WASHER	4				
26	NUT-0271	NYLOC NUT	4				
27	198141 01	FOOT PACKER PLATE	1				
28	190548 73	WASHER	2				
29	190548 74	WASHER	2				
30	NIP-00600	GREASE NIPPLE	2				
31	NIP-0001	GREASE NIPPLE	1				
32	199889 01	SHIM 1mm	A/R				
OR	199889 02	SHIM 2mm	A/R				
33	199890 01	SHIM 1mm	A/R				
OR	199890 02	SHIM 2mm	A/R				

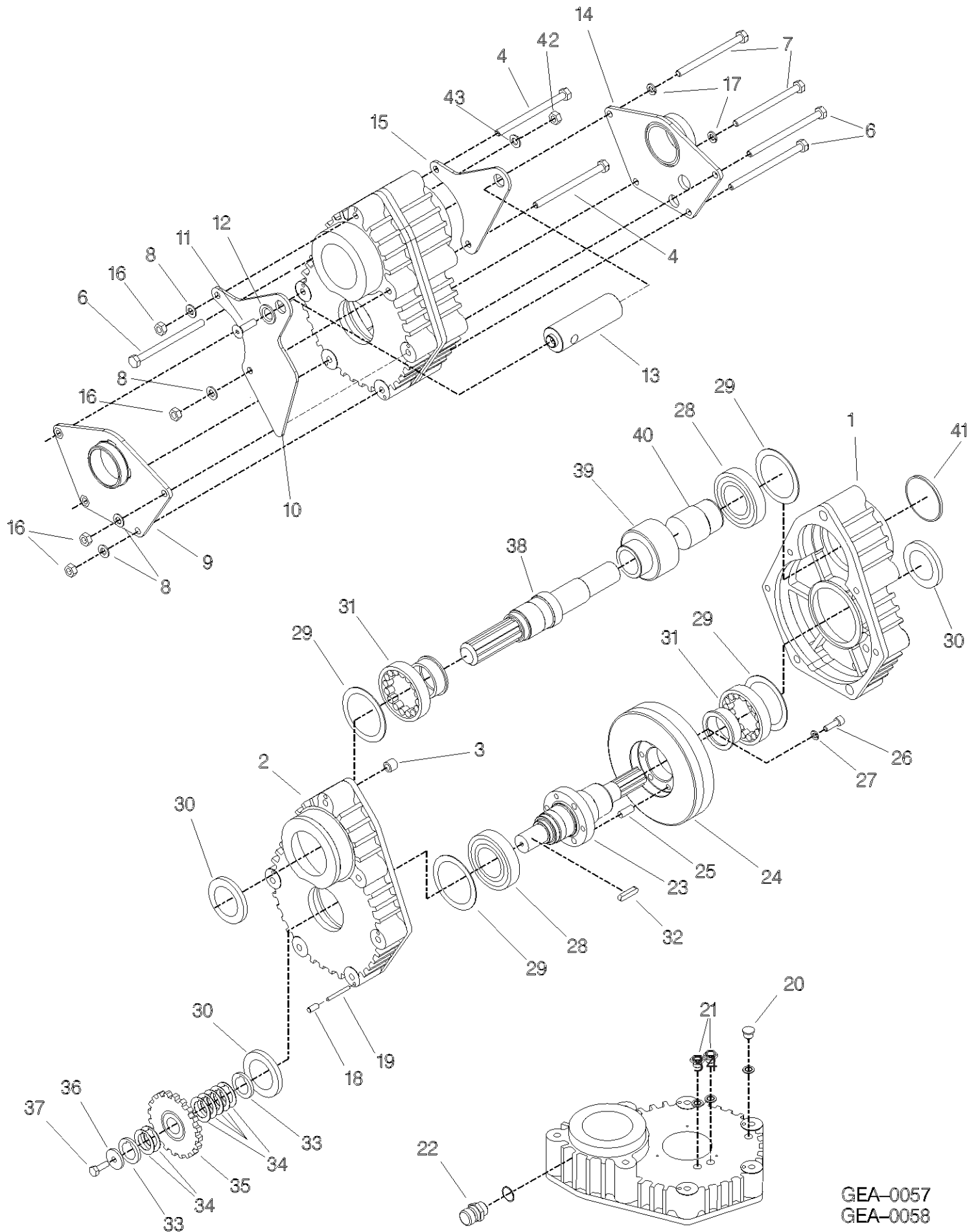




## Shelbourne Reynolds Engineering Limited

ASSY NUMBER: GEA-0057				ASSY DESCRIPTION: INPUT GEARBOX RSD HEADER (60mm SHAFT)			
ITEM	PART NO	DESCRIPTION	QTY	ITEM	PART NO	DESCRIPTION	QTY
1	197619 03	CASE HALF	1	OR	192768 10	AUGER DRIVE SPROCKET (22T)	1
2	197619 02	CASE HALF	1	OR	192768 08	AUGER DRIVE SPROCKET (13T)	1
3	192598 01	DOWEL	3	36	190548 01	RETAINING WASHER	1
4	BLTA12810	HEX HEAD BOLT	2	37	HSSF10174	SET SCREW	1
5				38	198137 01	PINION SHAFT	1
6	BLTA12750	HEX HEAD BOLT	3	39	193599 09	PINION GEAR (32 TOOTH)	1
7	BLT-2276	HEX.HEAD BOLT	2	OR	193599 11	PINION GEAR (34 TOOTH)	1
8	WSH-0018	PLAIN WASHER	4	OR	193599 12	PINION GEAR (30 TOOTH)	1
9	198021 01	G/BOX MOUNTING PLT LH	1	OR	193599 13	PINION GEAR (36 TOOTH)	1
10	198026 01	G/BOX ADJ PLT LH	1	40	195526 01	SLEEVE	1
11	SCW-1930	CSK SKT HD SCREW	2	41	SEAZ09000	PLUG SEAL	1
12	198024 01	CSK WASHER	2	42	NUT-0270	NYLOC NUT (THIN)	1
13	198023 01	GEARBOX ADJUSTER	1	43	WSH-0019	PLAIN WASHER (FORM B)	1
14	198022 01	G/BOX MOUNTING PLT RH	1				
15	198025 01	G/BOX ADJ PLT RH	1				
16	NUT-0269	NYLOC NUT	4				
17	WSHA20121	SHAKEPROOF WASHER	2				
18	SCW-4535	SOCKET GRUBSCREW	3				
19	192597 01	JACKING ROD VS	3				
20	FIT-0253	PLUG	1				
21	FITD00005	SIGHT GLASS/SEAL	2				
22	FIT-0255	BREATHER	1				
23	192591 01	INPUT SHAFT	1				
24	192592 09	INPUT GEAR (37 TOOTH)	1				
OR	192592 11	INPUT GEAR (35 TOOTH)	1				
OR	192592 12	INPUT GEAR (39 TOOTH)	1				
OR	192592 13	INPUT GEAR (33 TOOTH)	1				
25	PIN-61217	DOWEL PIN	3				
26	SCW-0196	CAP HEAD SCREW	3				
27	WSH-0061	SPRING WASHER	3				
28	BRG-7040	BEARING	2				
29	192596 01	RING	4				
30	SEA-0590	SHAFT SEAL	3				
31	BRG-16080	BEARING	2				
32	K1008045	KEY	1				
33	191692 01	SPACER	2				
34	191692 02	SPACER	7				
35	192768 18	AUGER DRIVE SPROCKET (18T)	1				
OR	192768 04	AUGER DRIVE SPROCKET (16T)	1				
OR	192768 16	AUGER DRIVE SPROCKET (15T)	1				

# **Shelbourne Reynolds Engineering Limited**



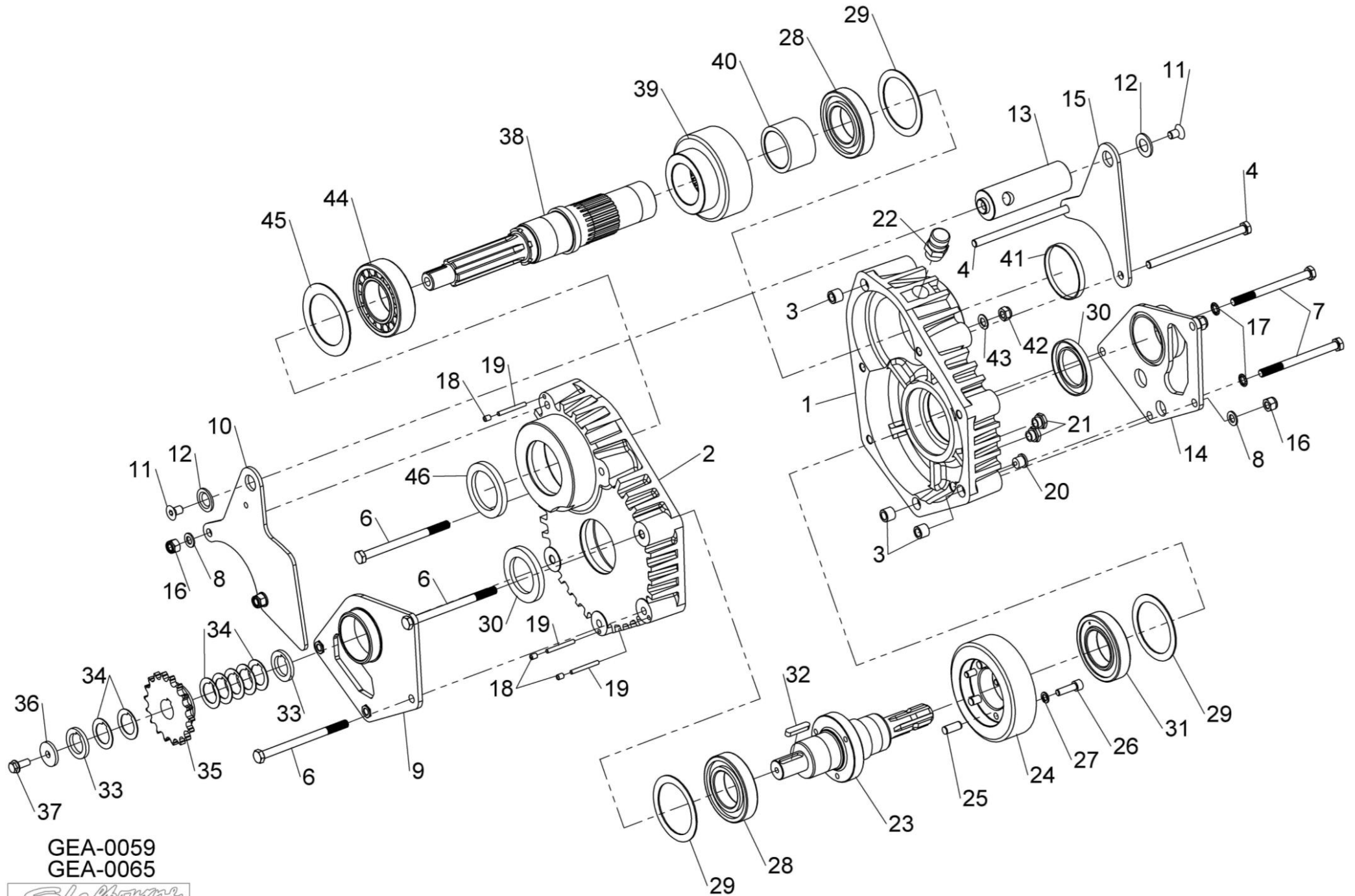
GEA-0057  
GEA-0058

## Shelbourne Reynolds Engineering Limited

ASSY NUMBER: GEA-0059				ASSY DESCRIPTION: INPUT GEARBOX HTD DRIVE (RSD UPTO 2020) (CSD 2020 ONLY)			
ITEM	PART NO	DESCRIPTION	QTY	ITEM	PART NO	DESCRIPTION	QTY
1	197619 03	CASE HALF	1	OR	192768 16	AUGER DRIVE SPROCKET (15T)	1
2	197619 04	CASE HALF	1	OR	192768 10	AUGER DRIVE SPROCKET (22T)	1
3	192598 01	DOWEL	3	OR	192768 08	AUGER DRIVE SPROCKET (13T)	1
4	BLTA12810	HEX HEAD BOLT	2	OR	192768 20	AUGER DRIVE SPROCKET (12T)	1
5				36	190548 01	RETAINING WASHER	1
6	BLTA12750	HEX HEAD BOLT	3	37	HSSF10174	SET SCREW	1
7	BLT-2276	HEX.HEAD BOLT	2	38	199062 01	PINION SHAFT C/W STUB (2013&ON)	1
8	WSH-0018	PLAIN WASHER	4	OR	198926 01	PINION SHAFT (UPTO 2013)	1
9	198021 01	G/BOX MOUNTING PLT LH	1	39	198999 09	PINION GEAR (32 TOOTH)	1
10	198026 01	G/BOX ADJ PLT LH	1	OR	198999 11	PINION GEAR (34 TOOTH)	1
11	SCW-1930	CSK SKT HD SCREW	2	OR	198999 12	PINION GEAR (30 TOOTH)	1
12	198024 01	CSK WASHER	2	OR	198999 13	PINION GEAR (36 TOOTH)	1
13	198023 01	GEARBOX ADJUSTER	1	40	198942 01	SPACER	1
14	198022 01	G/BOX MOUNTING PLT RH	1	41	SEAZ09000	PLUG SEAL	1
15	198025 01	G/BOX ADJ PLT RH	1	42	NUT-0270	NYLOC NUT (THIN)	1
16	NUT-0269	NYLOC NUT	4	43	WSH-0019	PLAIN WASHER (FORM B)	1
17	WSHA20121	SHAKEPROOF WASHER	2	44	BRG-16585	BEARING (65mm)	1
18	SCW-4535	SOCKET GRUBSCREW	3	45	198927 01	SPACER RING	1
19	192597 01	JACKING ROD VS	3	46	SEAB06500	SHAFT SEAL (65mm)	1
20	FIT-0253	PLUG	1				
21	FITD00005	SIGHT GLASS/SEAL	2				
22	FIT-0255	BREATHER	1		GEA-0059CNH	SPARES GEARBOX ASSY C/W 35T &	
23	192591 01	INPUT SHAFT	1			34T GEARS	
24	192592 09	INPUT GEAR (37 TOOTH)	1		GEA-0059JD/CIH	SPARES GEARBOX ASSY C/W 37T &	
OR	192592 11	INPUT GEAR (35 TOOTH)	1			32T GEARS	
OR	192592 12	INPUT GEAR (39 TOOTH)	1		GEA-0059LEX/CNH	SPARES GEARBOX ASSY C/W 33T &	
OR	192592 13	INPUT GEAR (33 TOOTH)	1			36T GEARS	
25	PIN-61217	DOWEL PIN	3				
26	SCW-0196	CAP HEAD SCREW	3			ABOVE SPARE GEARBOX ASSY DO	
27	WSH-0061	SPRING WASHER	3			NOT INCLUDE ADJUSTER PLATES &	
28	BRG-7040	BEARING	2			AUGER SPROCKET, ITEMS, 10, 11, 12,	
29	192596 01	RING	3			13, 15, 33, 34, 35, 36 & 37	
30	SEA-0590	SHAFT SEAL	2				
31	BRG-16080	BEARING	1				
32	K1008045	KEY	1				
33	191692 01	SPACER	2				
34	191692 02	SPACER	7				
35	192768 18	AUGER DRIVE SPROCKET (18T)	1				
OR	192768 04	AUGER DRIVE SPROCKET (16T)	1				



# Shelbourne Reynolds Engineering Limited

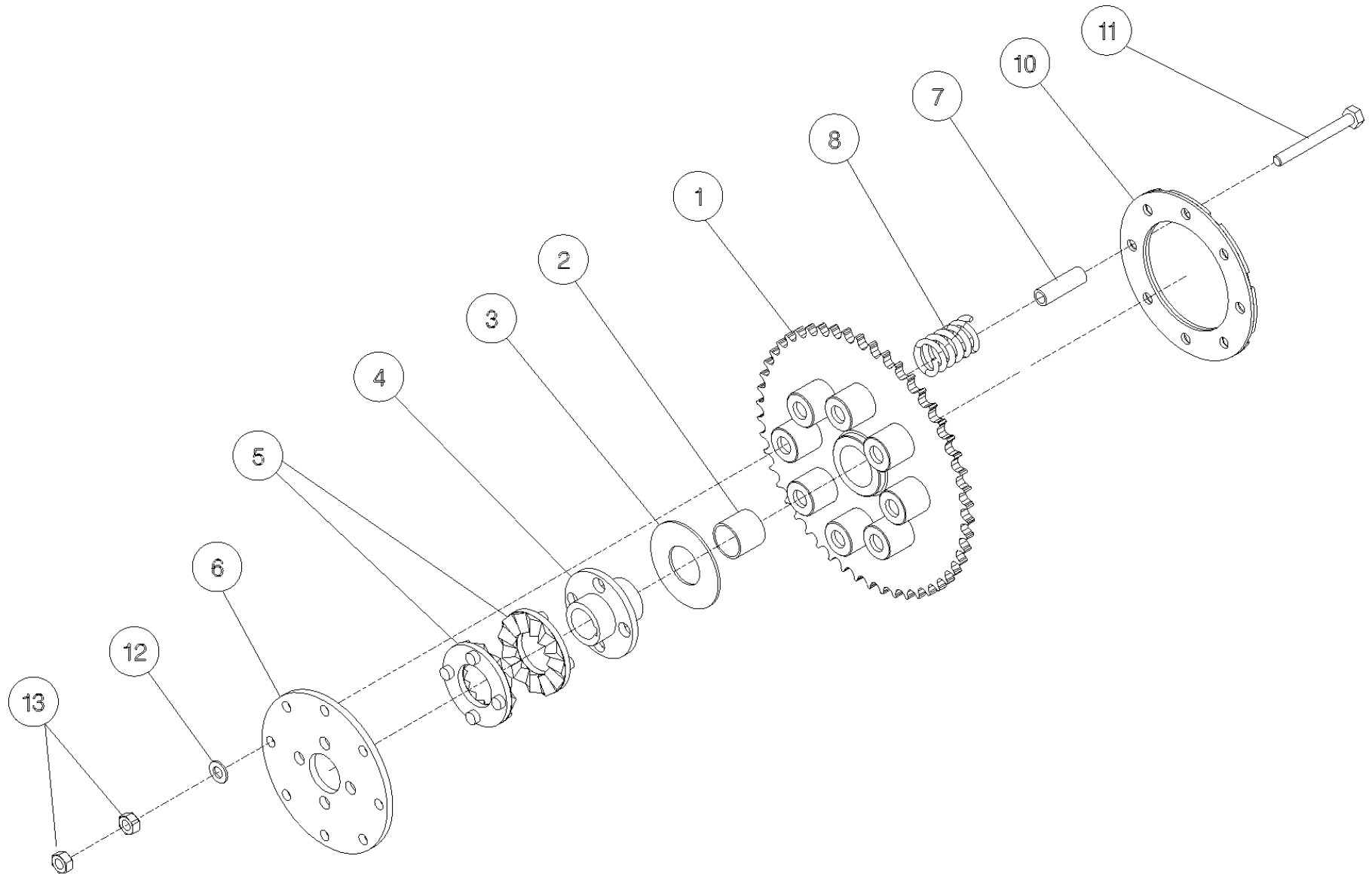


GEA-0059  
GEA-0065



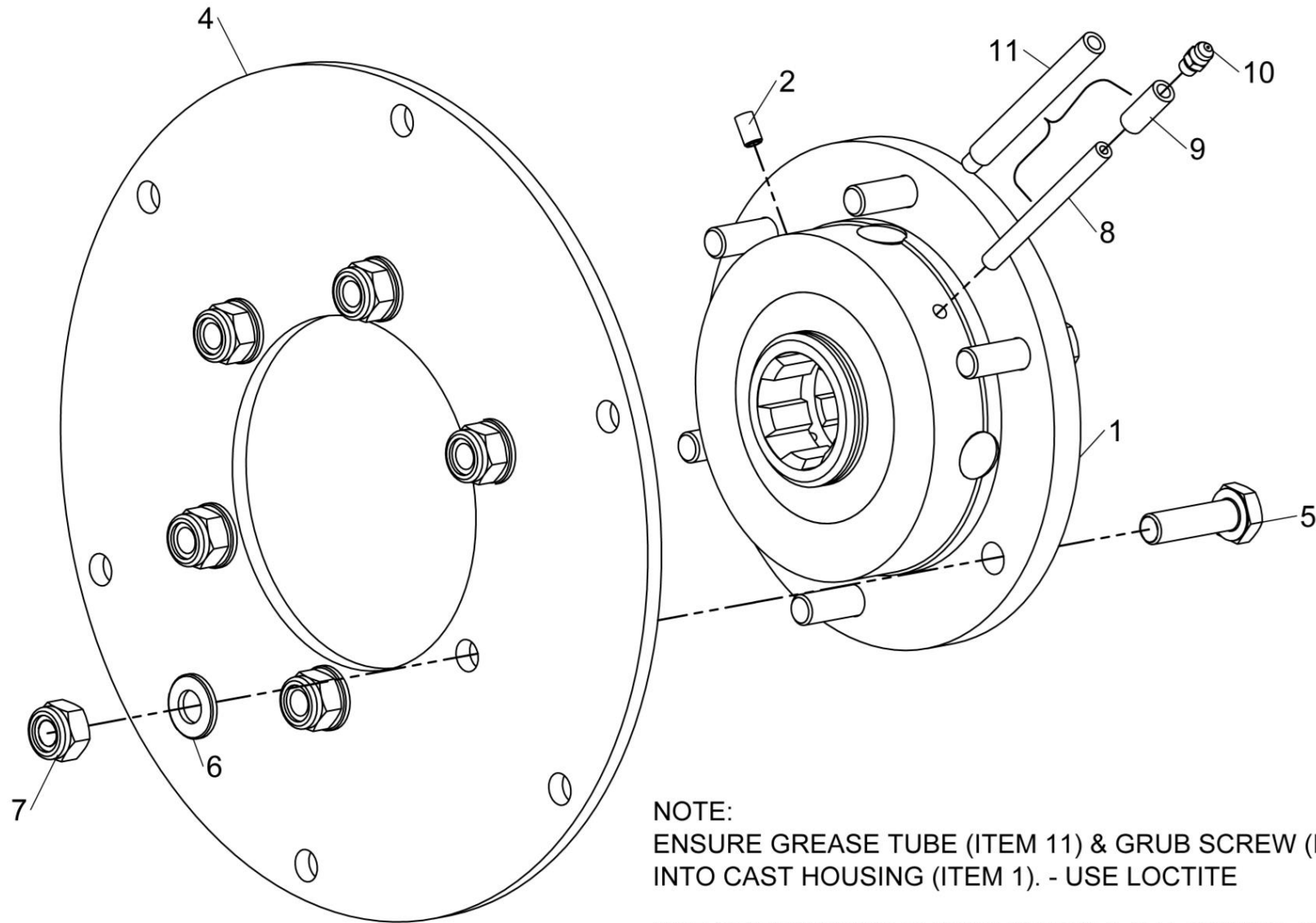
## Shelbourne Reynolds Engineering Limited

ASSY NUMBER: KIT-00121				ASSY DESCRIPTION: AUGER DRV/SPRKT CLUTCH			
ITEM	PART NO	DESCRIPTION	QTY	ITEM	PART NO	DESCRIPTION	QTY
1	290466 01	50T SPROCKET ASSY	1				
2	BSHK05056	BUSH	1				
3	192008 02	THRUST WASHER	1				
4	195850 01	SPLINED CLUTCH HUB	1				
5	131005	CLUTCH PLATE	2				
6	195429 01	DRIVE DISC	1				
7	131073 04	SPACER	8				
8	131063	SPRING	8				
10	195427 01	LOCKING RING	1				
11	BLT-2270	BOLT	8				
12	WSH-0018	PLAIN WASHER	8				
13	NUT-0170	PLAIN NUT	16				



## Shelbourne Reynolds Engineering Limited

ASSY NUMBER: KIT-00976				ASSY DESCRIPTION: BALL JOINT CTR COUPLING			
ITEM	PART NO	DESCRIPTION	QTY	ITEM	PART NO	DESCRIPTION	QTY
1	193114 01	SPLINED BALL ASSY	1				
OR	193114P	SPARE SPLINED BALL ASSY (ALTERNATIVE TO 193114 01)					
2	SCW-4530	GRUBSCREW	1				
3							
4	193106 01	DRIVE RING PLATE	1				
5	HSS-0198	SETSCREW	6				
6	WSH-0015	PLAIN WASHER	6				
7	NUT-0265	NYLOC NUT	6				
8	193077 01	GREASE PIPE (UPTO 2022)	1				
9	193078 01	GREASE PIPE SLEEVE (UPTO 2022)	1				
10	NIP-00600	GREASE NIPPLE	1				
11	292226 01	GREASE PIPE (2022 & ON)	1				
		SUPPLY IN PLACE OF ITEMS 8 & 9					



**NOTE:**

ENSURE GREASE TUBE (ITEM 11) & GRUB SCREW (ITEM 2) ARE ASSEMBLED INTO CAST HOUSING (ITEM 1). - USE LOCTITE

THE ORIENTATION SHOWN IS FOR A R.H. ROTOR, SWAP ITEMS 2 & 11 FOR A LH ROTOR

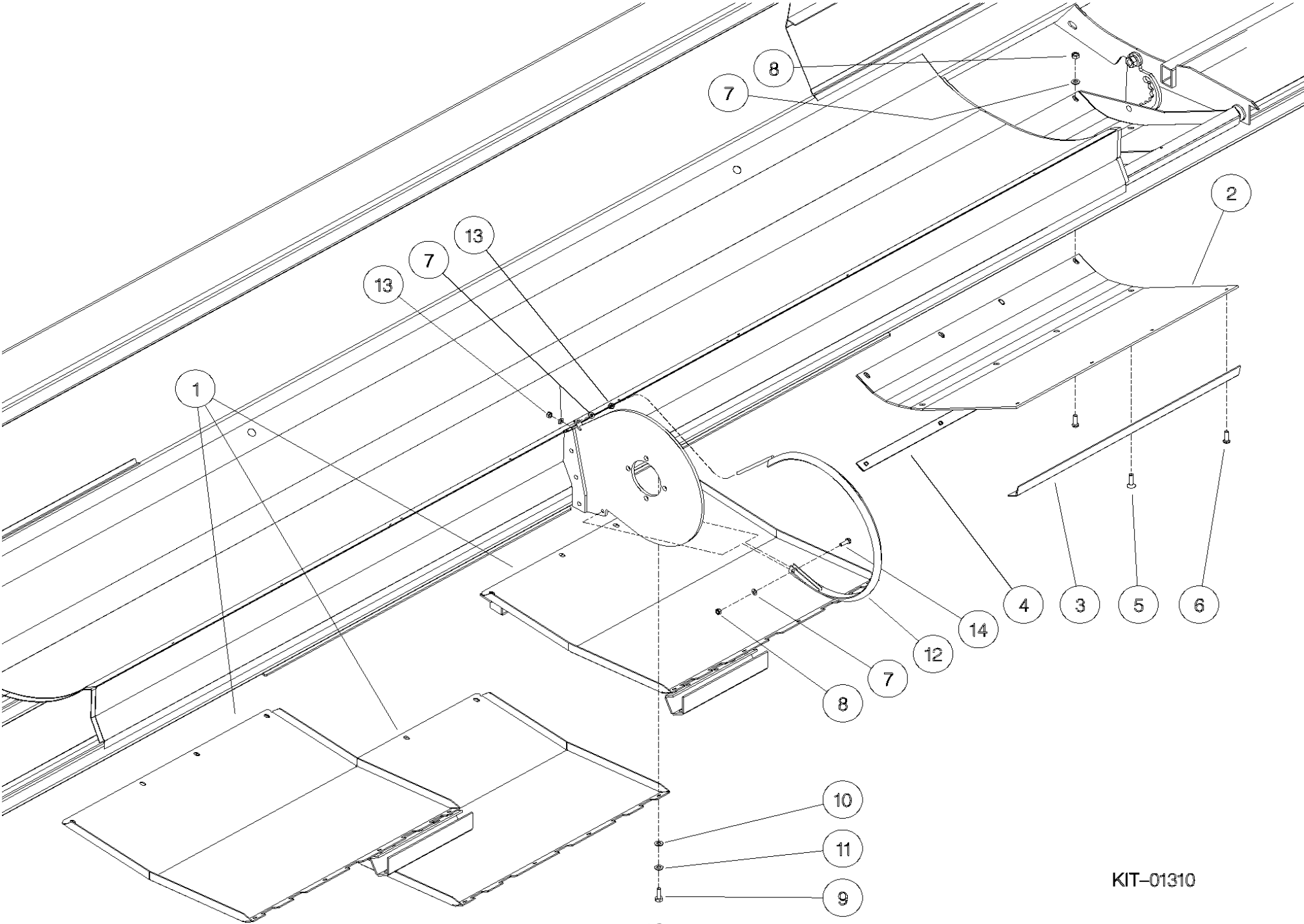
KIT-00976



## Shelbourne Reynolds Engineering Limited

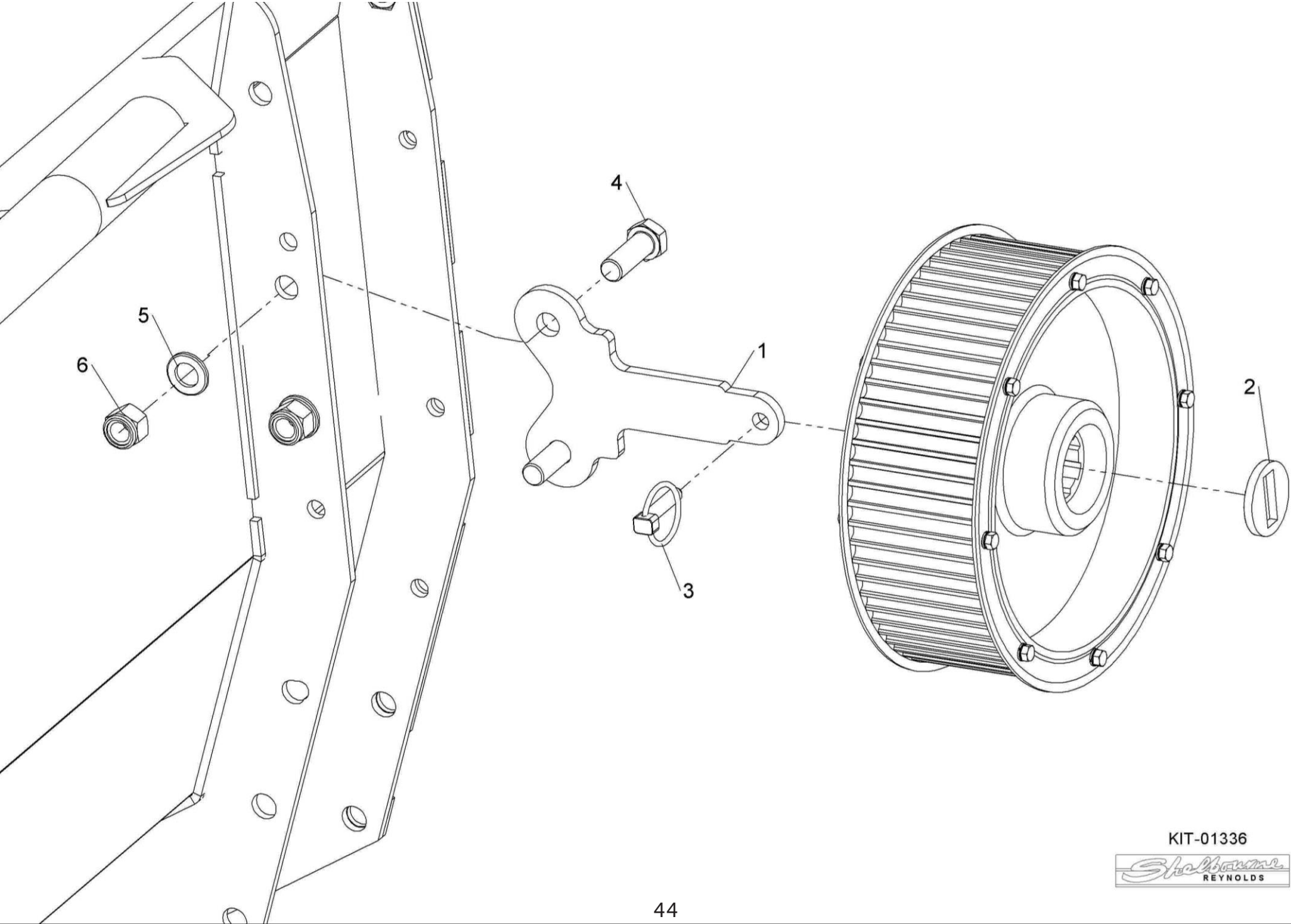
ASSY NUMBER: KIT-01310				ASSY DESCRIPTION: UNIVERSAL BELLY/WEAR KIT			
ITEM	PART NO	DESCRIPTION	QTY	ITEM	PART NO	DESCRIPTION	QTY
1	195866 01	BELLY PAN	3				
2	195111 01	SKID WEAR PLATE	2				
3	195142 01	FIXING PLATE	2				
4	195144 01	FIXING PLATE	2				
5	SCW-1740	CSK SOCKET HD SCW	8				
6	BLT-2700	COACHBOLT	16				
7	WSH-0012	PLAIN WASHER	27				
8	NUT-0263	NYLOC NUT	25				
9	HSS-0191	SET SCREW	8				
10	WSH-0015	PLAIN WASHER	4				
11	WSH-0061	SPRING WASHER	8				
12	192502 01	VEE STRIP ASSY	1				
13	NUT-0164	PLAIN NUT	2				
14	HSS-0145	SET SCREW	1				





## Shelbourne Reynolds Engineering Limited

ASSY NUMBER: KIT-01336				ASSY DESCRIPTION: SPARE PULLEY MOUNTING			
ITEM	PART NO	DESCRIPTION	QTY	ITEM	PART NO	DESCRIPTION	QTY
1	290487 01	PULLEY HOLDER (2018 & ON)	1				
OR	197210 01	PULLEY MTG BRACKET (UPTO 2018)	1				
2	291035 01	WASHER (2022 & ON)	1				
OR	197212 01	WASHER (UPTO 2022)	1				
3	PIN-01950	LYNCH PIN	1				
4	HSS-0317	SET SCREW (2018 & ON)	2				
OR	HSS-0317	SET SCREW (UPTO 2018)	4				
5	WSH-0024	PLAIN WASHER (2018 & ON)	2				
OR	WSH-0024	PLAIN WASHER (UPTO 2018)	4				
6	NUT-0271	NYLOC NUT (2018 & ON)	2				
OR	NUT-0271	NYLOC NUT (UPTO 2018)	4				

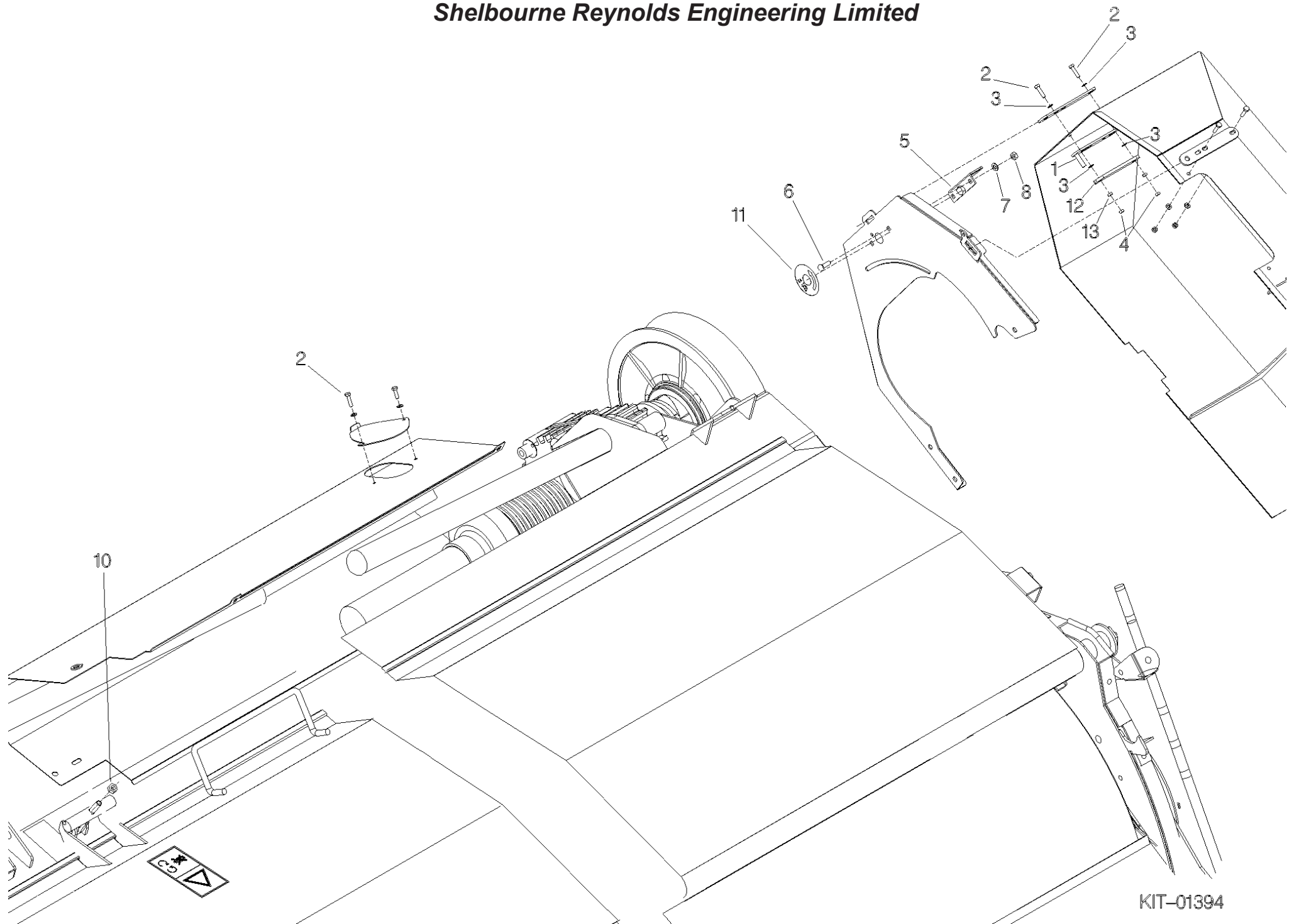


KIT-01336



***Shelbourne Reynolds Engineering Limited***

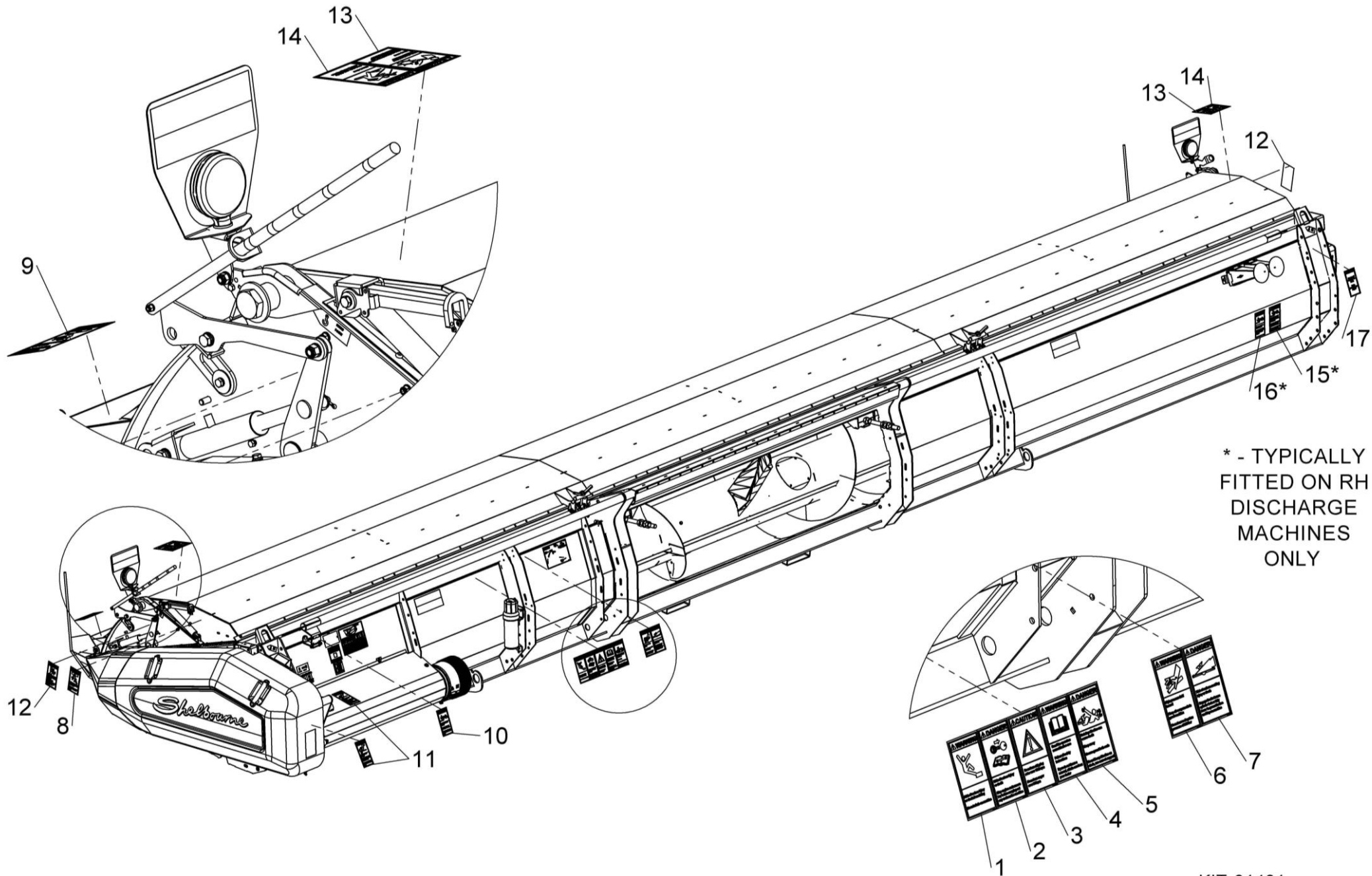
ASSY NUMBER: KIT-01394				ASSY DESCRIPTION: CE AREA KIT (RSD)			
ITEM	PART NO	DESCRIPTION	QTY	ITEM	PART NO	DESCRIPTION	QTY
1	198318 01	LATCH W/A	1				
2	HSS-0088	SET SCREW	3				
3	WSH-0009	PLAIN WASHER	4				
4	NUT-0260	NYLOC NUT	2				
5	LTC-00040	SLAM LATCH	1				
6	BLT-4710	COACH BOLT	2				
7	WSH-0012	PLAIN WASHER	2				
8	NUT-0263	NYLOC NUT	2				
9							
10	NUT-0170	PLAIN NUT	2				
11	192953 01	TRANSFER (1/4 TURN)	1				
12	199096 01	SLAM LATCH FIXING PLATE	1				
13	NUTA13060	NUTSERT	2				
		FIT SLAM LATCH AND LATCH					
		REMOVE THUMB SCREW AND FIT ITEM 2					
		REMOVE WING NUTS FROM HOOD & FIT ITEM 10					



## Shelbourne Reynolds Engineering Limited

ASSY NUMBER: KIT-01401				ASSY DESCRIPTION: SAFETY DECAL KIT NORTH AMERICA			
ITEM	PART NO	DESCRIPTION	QTY	ITEM	PART NO	DESCRIPTION	QTY
1	198835 01	EMBLEM - DO NOT CLIMB	1				
2	198840 01	EMBLEM - STOP ENGINE	1				
3	198838 01	EMBLEM - SPEED RESTRICTION	1				
4	199011 01	EMBLEM - READ OPS MANUAL	1				
5	198842 01	EMBLEM - ROTATING DRIVE LINE	1				
6	198832 01	EMBLEM - HIGH PRESSURE FLUID	1				
7	198844 01	EMBLEM - RISK OF CRUSHING	1				
8	198843 01	EMBLEM - HOOD LOCK	1				
9	198836 01	EMBLEM - CROP DEFLECTOR LOCK	1				
10	198839 01	EMBLEM - AUGER	1				
11	198837 01	EMBLEM - MOVING PARTS UNDER	2				
12	198833 01	EMBLEM - CROP DEFLECTOR HAND	2				
13	198841 01	EMBLEM - ROTOR KEEP AWAY	2				
14	198834 01	EMBLEM - STAND CLEAR ROTOR	2				
15	291880 01	EMBLEM - AUGER UNDER COVER	1				
16	291881 01	EMBLEM - AUGER NO COVER	1				
17	291968 01	EMBLEM - P65	1				



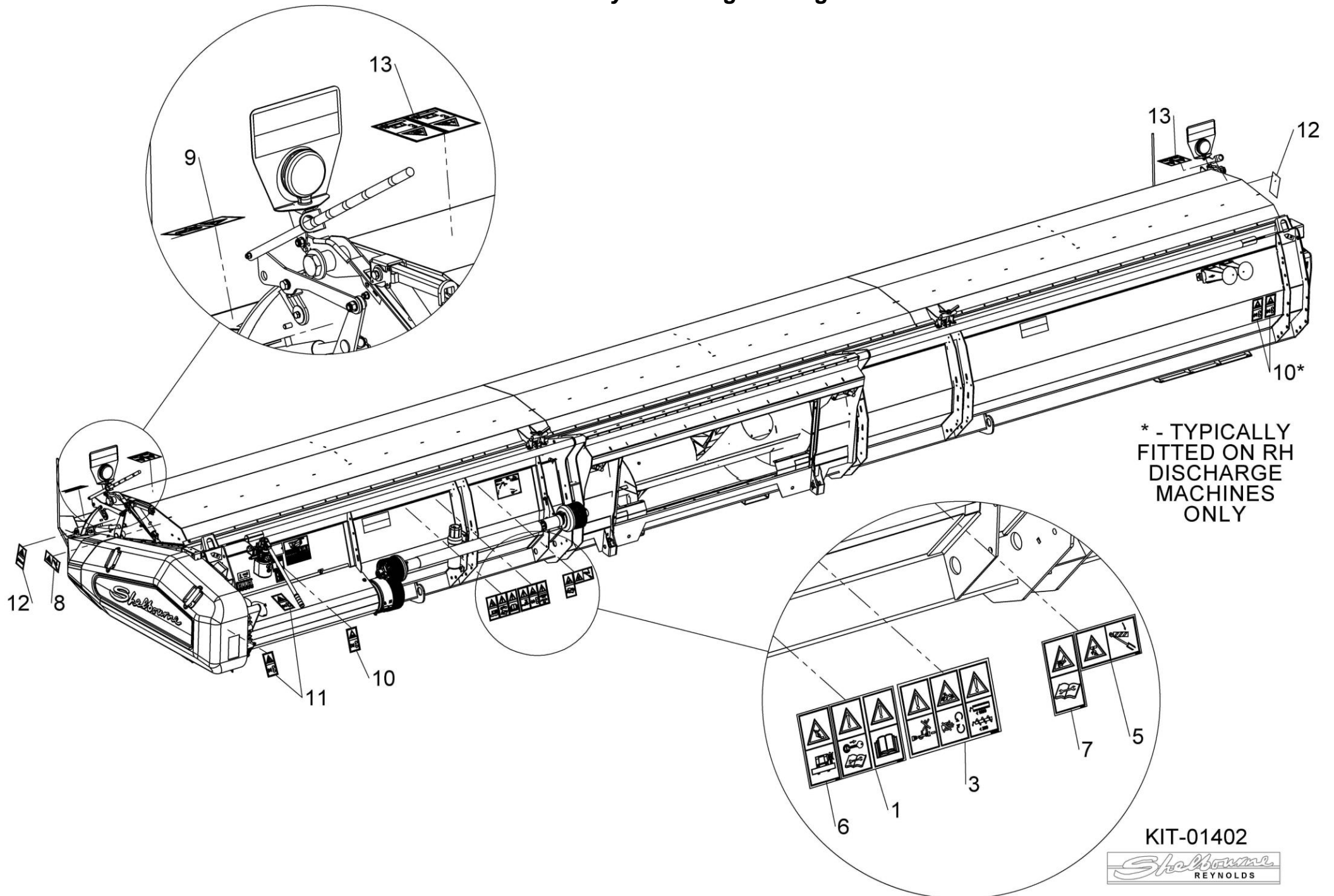


KIT-01401



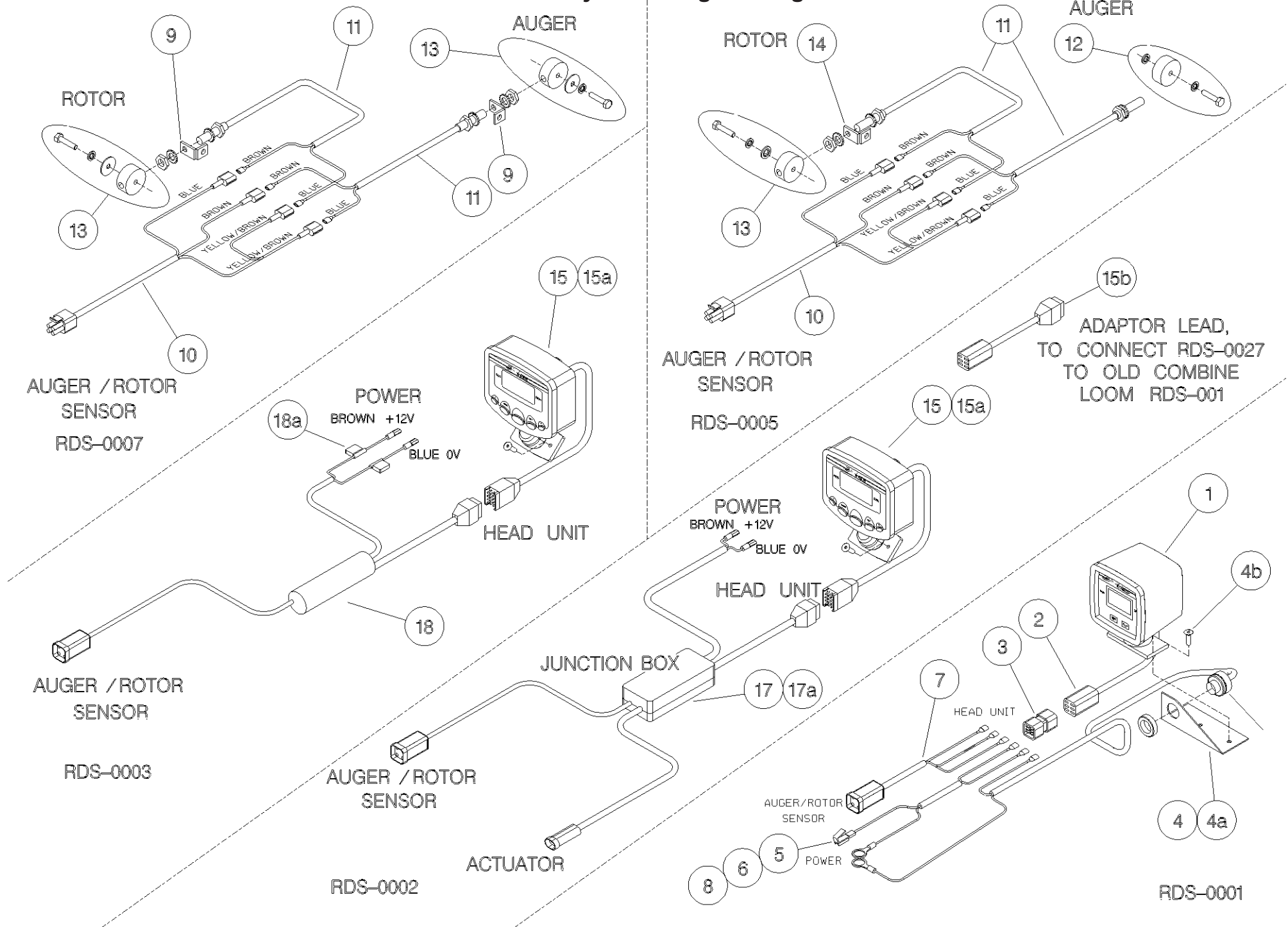
## Shelbourne Reynolds Engineering Limited

ASSY NUMBER: KIT-01402				ASSY DESCRIPTION: SAFETY DECAL KIT ISO			
ITEM	PART NO	DESCRIPTION	QTY	ITEM	PART NO	DESCRIPTION	QTY
1	TNF-0011	EMBLEM - SAFETY MAINTENANCE	1				
2		OPERATORS MANUAL					
3	TNF-0012	EMBLEM - PTO GUARDS	1				
4		ROTOR/AUGER SPEED					
		PTO CHAIN					
5	210435 01	EMBLEM - FEEDER HOUSE LOCK	1				
6	198847 01	EMBLEM - CLIMBING	1				
7	198846 01	EMBLEM - HIGH PRESSURE OIL	1				
8	210435 01	EMBLEM - HOOD LOCK	1				
9	198845 01	EMBLEM - CROP DEFLECTOR LOCK	1				
10	193393 01	EMBLEM - AUGER	3				
11	193392 01	EMBLEM - MOVING PARTS UNDER	2				
12	800215 01	EMBLEM - CROP DEFLECTOR HAND	2				
13	TNF-0010	EMBLEM - FLYING OBJECTS	2				
14		ROTOR ENTANGLEMENT					



## Shelbourne Reynolds Engineering Limited

ASSY NUMBER: RDS-0001/RDS-0002/RDS-0003 & RDS-0005/RDS-0007				ASSY DESCRIPTION: RDS EQUIPMENT ALL YEARS			
ITEM	PART NO	DESCRIPTION	QTY	ITEM	PART NO	DESCRIPTION	QTY
1	RDS-0010	TACHO HEAD COMPLETE	1	12	RDS-0019	MAGNET	1
1a	RDS-0022	PLASTIC LOCK NUT & BALL	1	12a	HSS-0088	SETSCREW	1
1b	RDS-0024	POD FOOT	1	12b	WSH-0056	SPRING WASHER	1
2	RDS-0011	TACHO HEAD PLUG AND ARMS	1	12c		FIBRE WASHER	2
3	RDS-0012	HARTING CONNECTOR	1	13	RDS-0020	MAGNET CARRIER	1or2
3a		STICKER	1	13a	HSS-0088	SET SCREW	1
4	RDS-0013	AUDIBLE ALARM	1	13b	WSH-0056	SPRING WASHER	1
4a		FIXING BRACKET	1	13c	WSH-1036	PENNY WASHER	1
4b		SELF TAP.SCREWS	2	14	RDS-0021	ROTOR SENSOR BRACKET	1
5	RDS-0014	POWER CONNECTION LEAD	1	15	RDS-0027	TACHO HEAD COMPLETE	1
6	FUS-0022	FUSE (2 AMP BLADE)	1	15a	RDS-0029	TACHO HEAD FIX.ARM KIT	1
7	RDS-0015	COMBINE LEAD	1	15b	RDS-0006	CONNECTOR LEAD (SPARES ONLY)	1
8	RDS-0016	24V-12V CONVERTER KIT (SPARE PART ONLY)	1	16			
9	198323 01	SENSOR BRACKET (SLOTTED)	2	17	RDS-0028	JUNCTION BOX/COMBINE LEAD	1
10	RDS-0017	HEADER LEAD	1	17a	FUS-00026	FUSE (15 AMP BLADE)	1
11	RDS-0018	SHAFT SENSOR C/W FITTINGS	2	18	RDS-0030	COMBINE LEAD (RSD ONLY)	1
11a	RDS-0018A	PLAIN NUT	2	18a	FUS-0022	FUSE (2 AMP BLADE)	1
11b	WSHA20121	SHAKEPROOF WASHER	2				



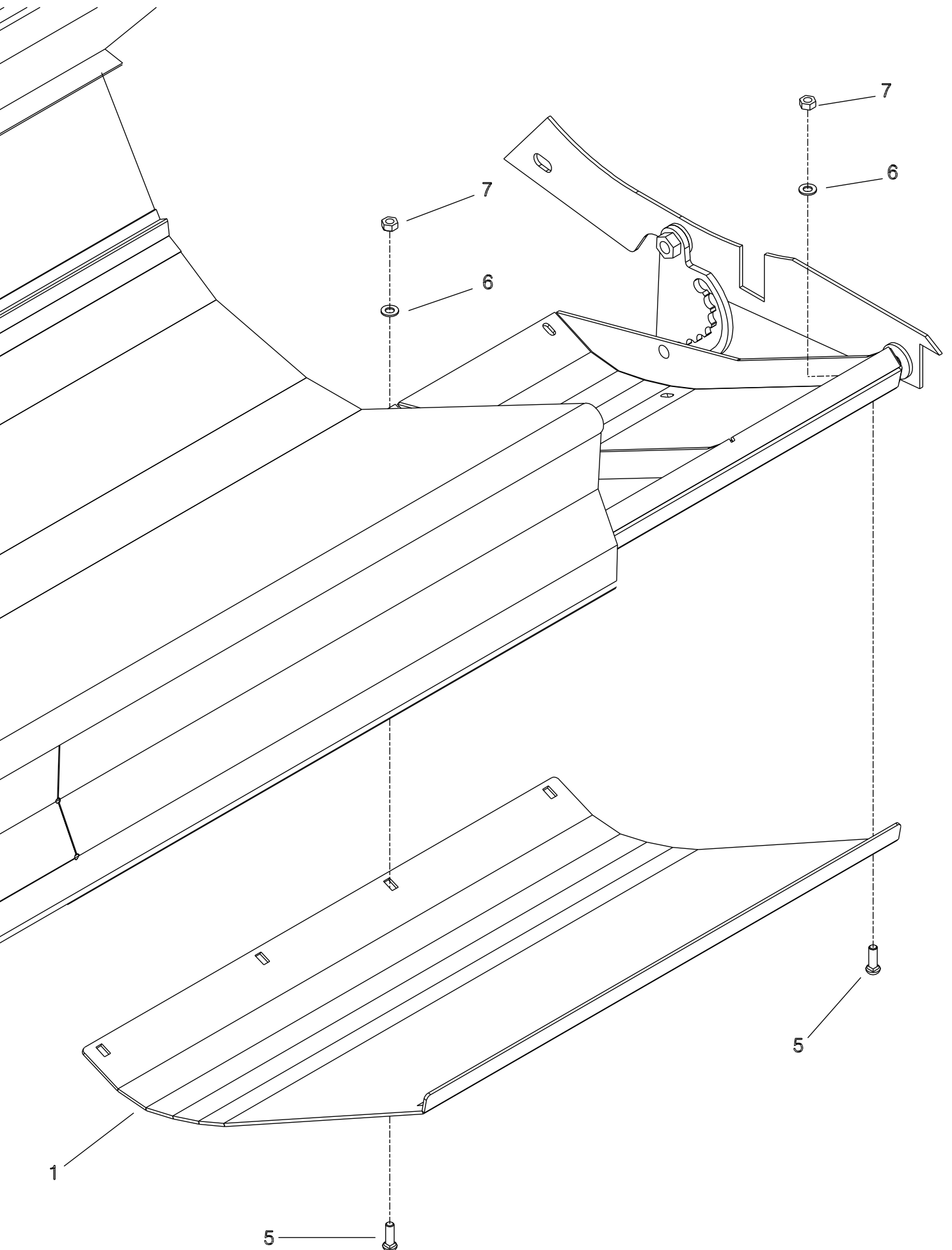




# Kit Options

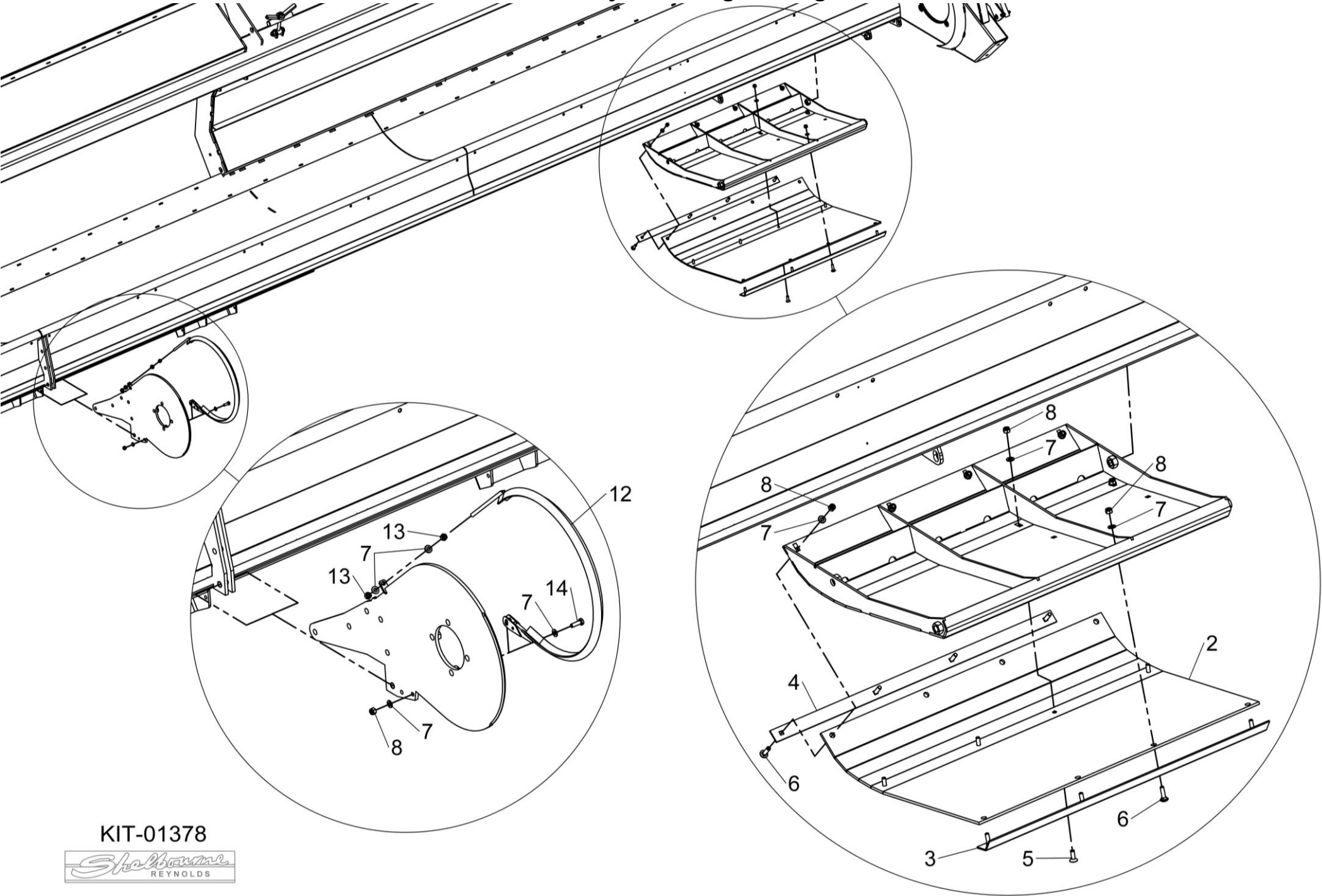
***Shelbourne Reynolds Engineering Limited***

ASSY NUMBER: KIT-01340				ASSY DESCRIPTION: STEEL SKID COVER KIT			
ITEM	PART NO	DESCRIPTION	QTY	ITEM	PART NO	DESCRIPTION	QTY
1	197369 01	STEEL SKID COVER	2				
5	BLT-2700	COACHBOLT	16				
6	WSH-0012	PLAIN WASHER	16				
7	NUT-0263	NYLOC NUT	16				



## Shelbourne Reynolds Engineering Limited

ASSY NUMBER: KIT-01378				ASSY DESCRIPTION: POLY PLT & VEE STRIP KIT			
ITEM	PART NO	DESCRIPTION	QTY	ITEM	PART NO	DESCRIPTION	QTY
1							
2	195111 01	SKID POLY SLIP PLATE	2				
3	195142 01	POLY PLATE FIXING	2				
4	195144 01	POLY PLATE FIXING	2				
5	SCW-1740	CSK SOCKET HD SCW	8				
6	BLT-2700	BOLT	16				
7	WSH-0012	WASHER	27				
8	NUT-0263	NUT	25				
9							
10							
11							
12	192502 01	VEE STRIP ASSY	1				
13	NUT-0164	NUT	2				
14	HSS-0145	SETSCREW	1				



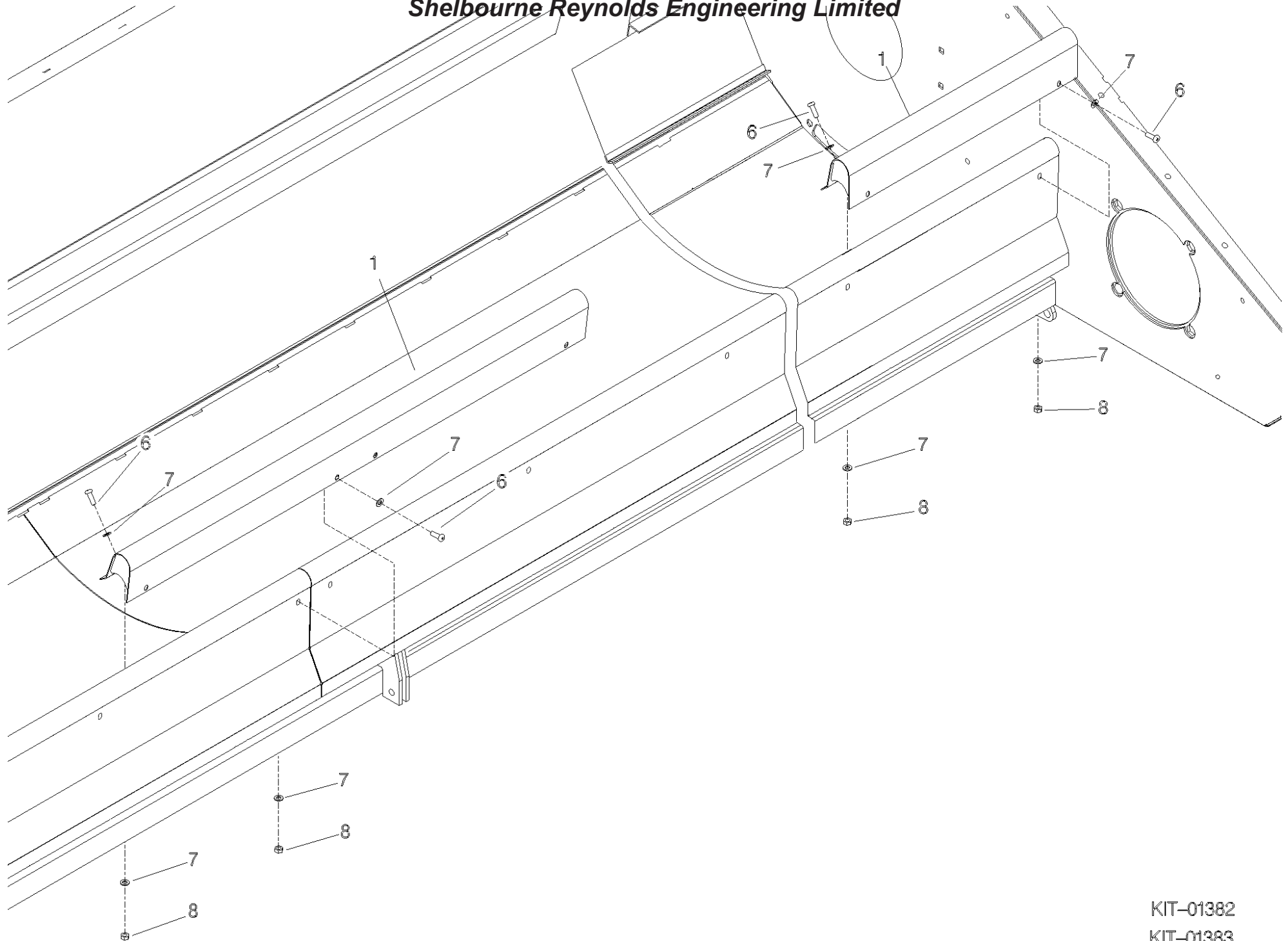
KIT-01378



## Shelbourne Reynolds Engineering Limited

ASSY NUMBER: KIT-01382				ASSY DESCRIPTION: 2009 RSD 1.2mt SPILL PLT EXT KIT			
ITEM	PART NO	DESCRIPTION	QTY	ITEM	PART NO	DESCRIPTION	QTY
1	198215 01	1.2mt SPILL PLT EXT	1				
6	SCW-0525	BUTT HD SCREW	8				
7	WSH-0012	PLAIN WASHER	16				
8	NUT-0263	NYLOC NUT	8				
						FITTING INSTRUCTIONS THIS IS A TWO MAN JOB. ALWAYS WEAR THE APPROPRIATE SAFETY EQUIPMENT. PLACE THE SPILL PLATE EXTENSIONS ONTO THE FRONT OF THE GRAINSTRIPPER. THE HOLES IN THE SPILL PLATES SHOULD LINE UP WITH THOSE IN THE FRONT OF THE GRAINSTRIPPER BOLT TOGETHER LOOSELY. MARK OUT WHERE THE HOLES NEED TO BE DRILLED TO ENABLE YOU TO BOLT THE SPILL PLATES ONTO THE GRAINSTRIPPER PAN. DRILL OUT THE HOLES. BOLT TOGETHER LOOSELY. ONCE ALL THE SPILL PLATES ARE IN PLACE YOU CAN TIGHTEN ALL THE BOLTS.	

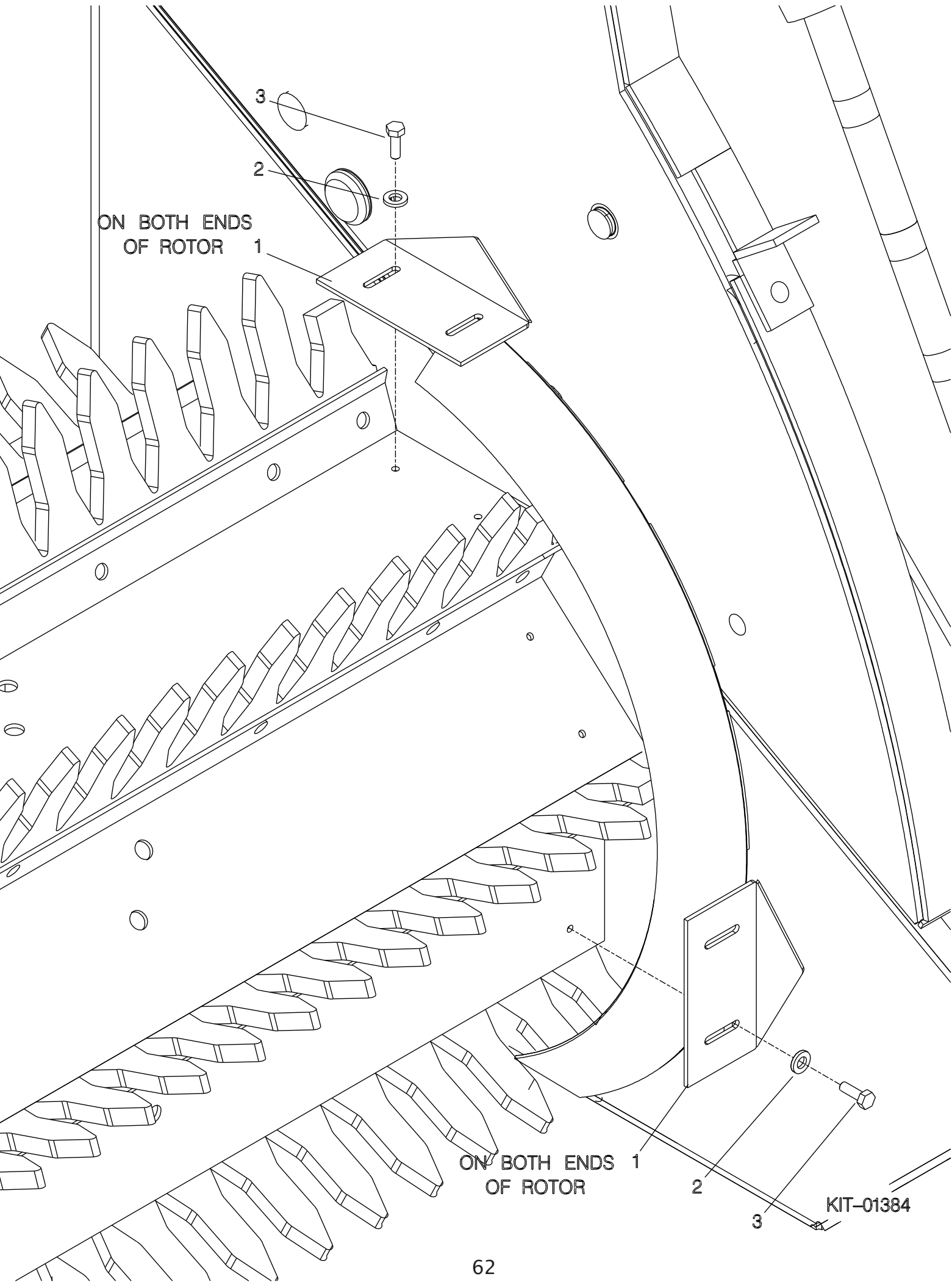




KIT-01382  
KIT-01383

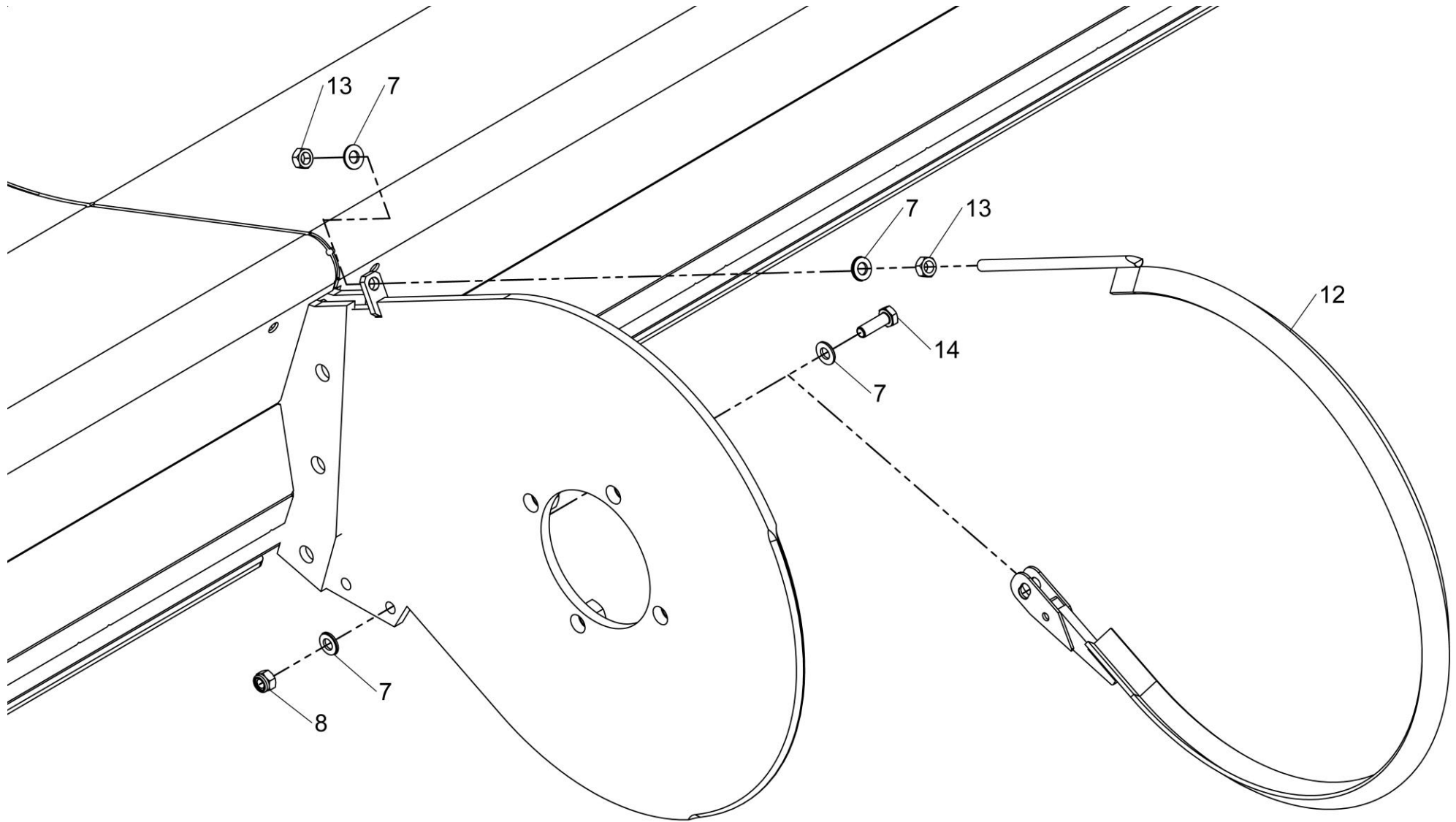
**Shelbourne Reynolds Engineering Limited**

ASSY NUMBER: KIT-01384				ASSY DESCRIPTION: ANTI-WRAP PLATE KIT			
ITEM	PART NO	DESCRIPTION	QTY	ITEM	PART NO	DESCRIPTION	QTY
1	192679 01	ANTI-WRAP PLATE	8				
2	WSH-1034	PENNY WASHER	16				
3	SCW-5180	SELF TAP SCREW	16				



## Shelbourne Reynolds Engineering Limited

ASSY NUMBER: KIT-01403				ASSY DESCRIPTION: VEE STRIP KIT			
ITEM	PART NO	DESCRIPTION	QTY	ITEM	PART NO	DESCRIPTION	QTY
1							
2							
3							
4							
5							
6							
7	WSH-0012	PLAIN WASHER	3				
8	NUT-0263	NYLOC NUT	1				
9							
10							
11							
12	192502 01	VEE STRIP ASSY	1				
13	NUT-0164	PLAIN NUT	2				
14	HSS-0145	SET SCREW	1				



KIT-01403



***Shelbourne Reynolds Engineering Limited***

ASSY NUMBER: KIT-01404				ASSY DESCRIPTION: NON AGGRESSIVE CENTRE FINGER KIT			
ITEM	PART NO	DESCRIPTION	QTY	ITEM	PART NO	DESCRIPTION	QTY
1	198280 01	CENTRE FINGER LH (NON AGG)	8				
2	198280 02	CENTRE FINGER RH (NON AGG)	8				



