

# Shelbourne

## REYNOLDS

# RSD 16

## PARTS MANUAL

### 2009 TO 2012



# STRIPPER HEADER

Shelbourne Reynolds Engineering Ltd  
Stanton  
Bury St Edmunds  
Suffolk  
IP31 2AR  
England

Telephone: 01359 250415  
Fax: 01359 250464

Stores Direct : 01359 251231  
Stores Direct: 01359 252031



Shelbourne Reynolds Inc.  
Colby PO box 607  
1250 S Country Club Drive  
Colby , Kansas 67701  
U.S.A.

Telephone: (785) 462 6299  
Fax: (785) 462 6761

Issue 7

24/01/2023

[www.shelbourne.com](http://www.shelbourne.com)



# ORDERING SPARE PARTS

## IMPORTANT

Your Stripper Header is made up of a Machine assembly number (common parts), specific sub assemblies and also customer optional build kits. The machine, sub assemblies and optional kit numbers are listed in the front pages of your Operators manual. If you do not have these numbers please contact Shelbourne Reynolds Parts Department direct on (telephone) Stanton - (01359) 251231 or Colby - (785) 462 6299.

To ensure that you order the correct part from your SRE dealer please use the following procedure.

### **ALWAYS QUOTE THE MACHINE AND SERIAL NUMBERS WHEN ORDERING.**

The year and/or serial number of the machine may determine the correct sub assembly.

Refer to the Parts Manuals front page/s, listing the machine assemblies. Select the correct machine assembly number which is printed in the top left corner of the page (starting with 1965\_ \_ 01), This machine number can also be taken from the Stripper Header identification plate located on the rear left hand corner of the machine.

On this page you will find the parts listing for the common parts for every configuration of that machine assembly number. You will find the corresponding drawing by either looking at the facing page or progressing through the manual to the next drawing. The drawings indicate the components by item numbers, which you will find, are repeated in the left-hand side of your parts listing, and therefore referring to the correct part.

Note all parts will not be found listed below the machine number. Other parts will be from specific sub assemblies and optional kits. These sub assemblies and kits will be found in numerical order further through the manual. Sub assemblies start with 1960\_ \_ 01 and kits start with KIT- 19 \_ \_ \_.

The parts listing for adaptor plates, drive kits and hydraulic couplings can be found in the following manuals;

### **Drive & Adaptor Plate Manuals**

Massey Ferguson	MAN-03172
Claas/Cat	MAN-03173
John Deere	MAN-03174
New Holland	MAN-03175
Laverda	MAN-03176
Gleaner/Challenger	MAN-03177
Case IH	MAN-03178



# List Of Kit Numbers

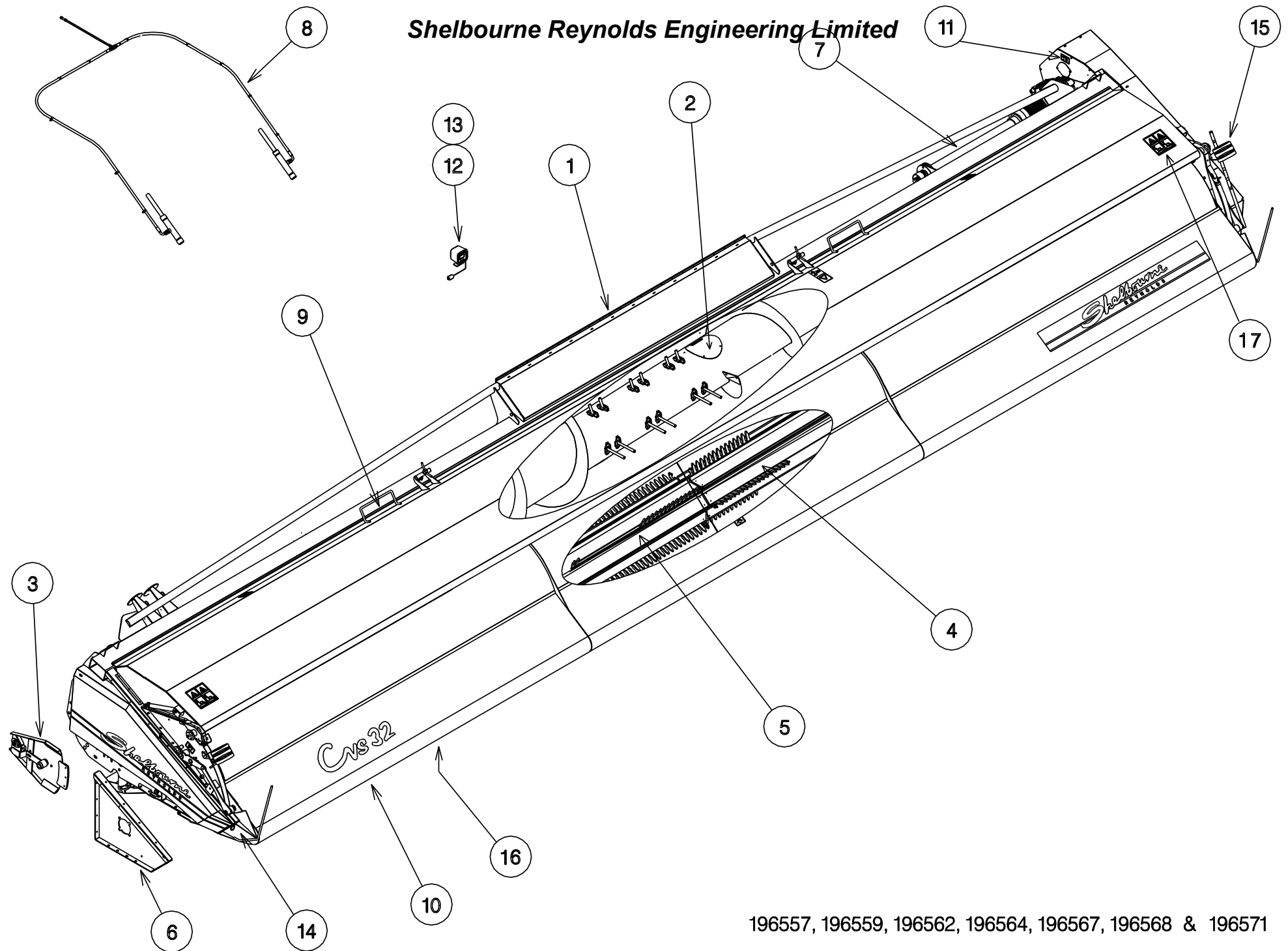
196567 08	Shelbourne Header	1
196143 11	Header Lights Sub	3
196192 16	Auger Mounting Sub Assembly	5
196193 08	Hydraulic Circuit Sub Assembly	7
196194 28	Top Door Cowl Assembly	9
196195 38	Adjustable Crop Deflector Sub Assembly	11
196198 02	Divider Sub Assembly	13
196229 02	Stripping Rotor Assembly One Piece 4.8m	15
196247 08	Bolt On Paddle Auger Assembly	17
196248 18	Frame And Parts Sub Assembly	20
196249 02	Emblems And Guards Sub Assembly	23
196250 01	Drive Mounting Sub Assembly	25
196252 03	Rotor Mounting Sub Assembly	27
GEA-0057	Input Gearbox	29
KIT-00121	Auger Drive/Sprocket Clutch	31
KIT-01336	Spare Pulley Mounting	33
KIT-01394	C E Area Kit	35
KIT-01401	Safety Decal Kit North America	37
KIT-01402	Safety Decal Kit ISO	39
RDS-0003	RDS Equipment	41
RDS-0007	RDS Equipment	41
	<b>Kit Options</b>	<b>44</b>
KIT-01340	Steel Skid Cover Kit	45
KIT-01382	1.2m Spill Plate Extension Kit	47
KIT-01384	Anti-Wrap Plate Kit	49



## Shelbourne Reynolds Engineering Limited

ASSY NUMBER: 196567 08				ASSY DESCRIPTION: Rsd16 SHELBOURNE HEADER			
ITEM	PART NO	DESCRIPTION	QTY	ITEM	PART NO	DESCRIPTION	QTY
1	196248 18	FRAME & PARTS SUB	1				
2	196247 08	PADDLE AUGER ASSY	1				
3	196192 16	AUGER MTG SUB ASSY	1				
4	196229 02	STRIPPING ROTOR ASSY 4.8m	1				
5							
6	196252 03	ROTOR MOUNTING SUB	1				
7	196250 01	INPUT/DRIVE MTG SUB ASSY	1				
8	196193 08	HYDRAULICS SUB	1				
9	196194 28	TOP DOOR COWL SUB ASSY	1				
10	196195 38	ADJ. CROP DEFLECTOR SUB	1				
11	196249 02	EMBLEMS & GUARDS	1				
12	RDS-0007	HEADER MON' KIT (2010 & ON)	1				
OR	RDS-0005	HEADER MON' KIT (2009 ONLY)	1				
13	RDS-0003	COMBINE MON' KIT (2010 & ON)	1				
OR	RDS-0002	COMBINE MON' KIT (2009 ONLY)	1				
14	196198 02	DIVIDER SUB	1				
15	196143 11	HEADER LIGHTS SUB (USA ONLY)	1				
16	KIT-01341	UNIVERSAL BELLY/WEAR KIT	1				
17	KIT-01401	SAFETY DECAL KIT (N AMERICA)	1				
OR	KIT-01402	SAFETY DECAL KIT (REST OF WORLD)	1				

# **Shelbourne Reynolds Engineering Limited**

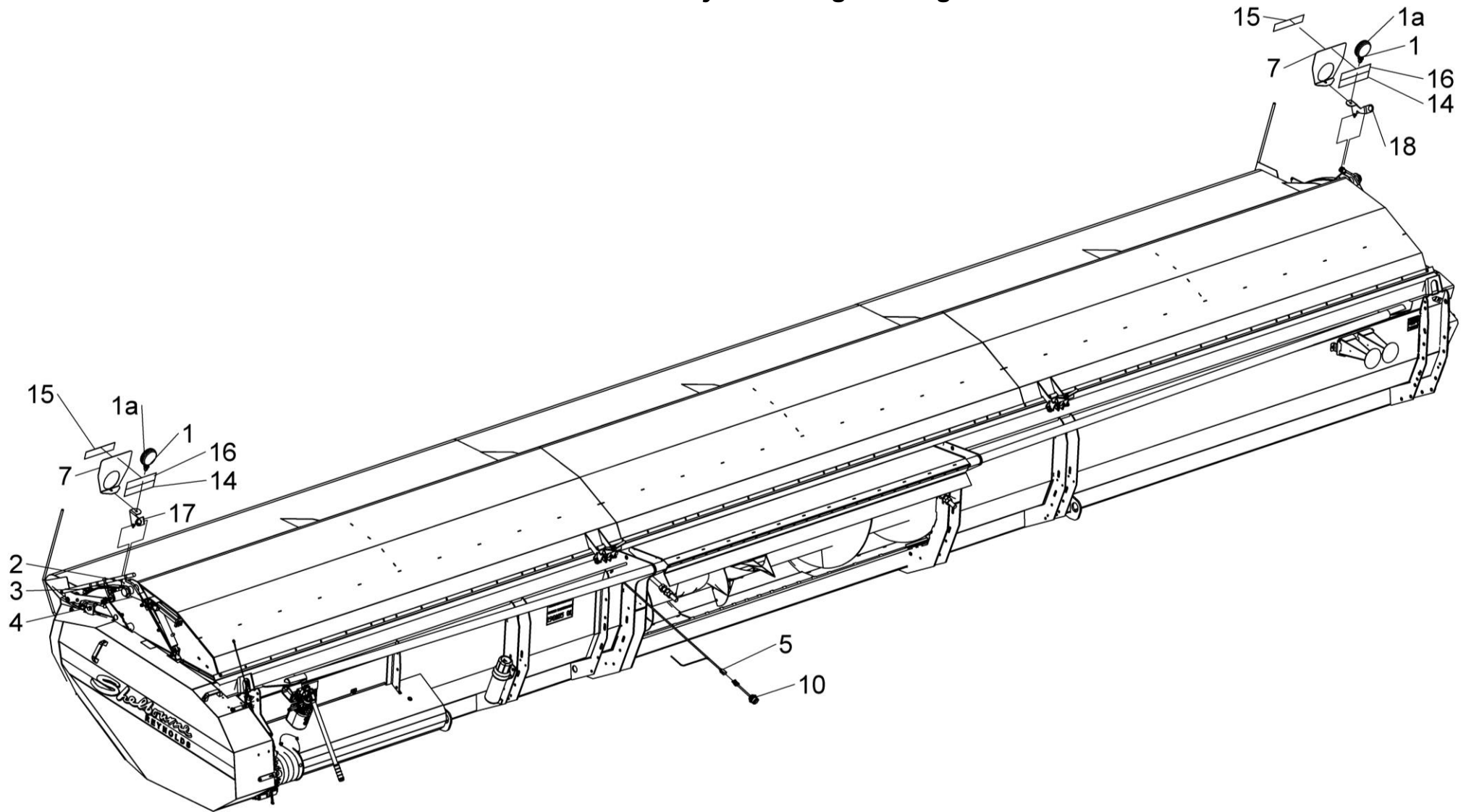


196557, 196559, 196562, 196564, 196567, 196568 & 196571

## Shelbourne Reynolds Engineering Limited

ASSY NUMBER: 196143 11				ASSY DESCRIPTION: HEADER LIGHTS SUB 6.6m & SMALLER			
ITEM	PART NO	DESCRIPTION	QTY	ITEM	PART NO	DESCRIPTION	QTY
1	LMP-10505	INDICATOR LAMP	2				
1a	BLB-0015	SPARE BULB (2013 & ON)					
OR	BLB-0020	SPARE BULB (2012 - 2013)					
OR	BLB-0075	SPARE BULB (UPTO 2012)					
1b	LMP-10009	SPARE LENS (3 SCREWS, 2013&ON)					
1b	LMP-10006	SPARE LENS (GROTE, 2012-2013)					
1b	LMP-10000	SPARE LENS FRONT (UPTO 2012)					
1c	LMP-10001	SPARE LENS REAR(PMG UPTO 2012)					
2	ETM-00440	LOOP TERMINAL	2				
3	HSS-0055	SETSCREW	3				
OR	SCW-5180	SELF TAP SCREW	3				
4	ETM-00560	MALE BULLET TERMINAL	2				
5	198524 01	WIRE LOOM & PLUG ASSY	1				
6							
7	290739 01	INDICATOR GUARD (2019 & ON)	2				
OR	193567 01	INDICATOR GUARD (UP TO 2019)	2				
8							
9	WSH-0006	PLAIN WASHER	3				
10	193516 01	LIGHT PLUG (JD PRE 50 SERIES)	1				
OR	195207 01	LIGHT PLUG (JD 50 SERIES)	1				
OR	SEE KIT-01727	LIGHT PLUG (JD 60,70 & S SER)	1				
OR	197040 01	LIGHT PLUG (CASE IH & NH)	1				
a	ECN-09060	SPARE LOCK WASHER					
b	ECN-09050	SPARE PANEL NUT					
OR	198732 01	LIGHT PLUG (NH TR)	1				
OR	SEE KIT-01731	LIGHT PLUG (AGCO MULTI)	1				
OR	291911 01	LONG LIGHT CABLE (11m)	1				
11							
12							
13							
14	TPE-00300	FLUORESCENT TAPE -RED/ORANGE	0.23m				
14	TPE-00300	FLUORESCENT TAPE -RED/ORANGE	0.23m				
15	TPE-00250	REFLECTIVE TAPE - YELLOW	0.23m				
15	TPE-00250	REFLECTIVE TAPE - YELLOW	0.23m				
16	TPE-00251	REFLECTIVE TAPE - RED	0.23m				
16	TPE-00251	REFLECTIVE TAPE - RED	0.23m				
17	198958 01	LH LIGHT MOUNTING BRACKET	1				
18	198958 02	RH LIGHT MOUNTING BRACKET	1				



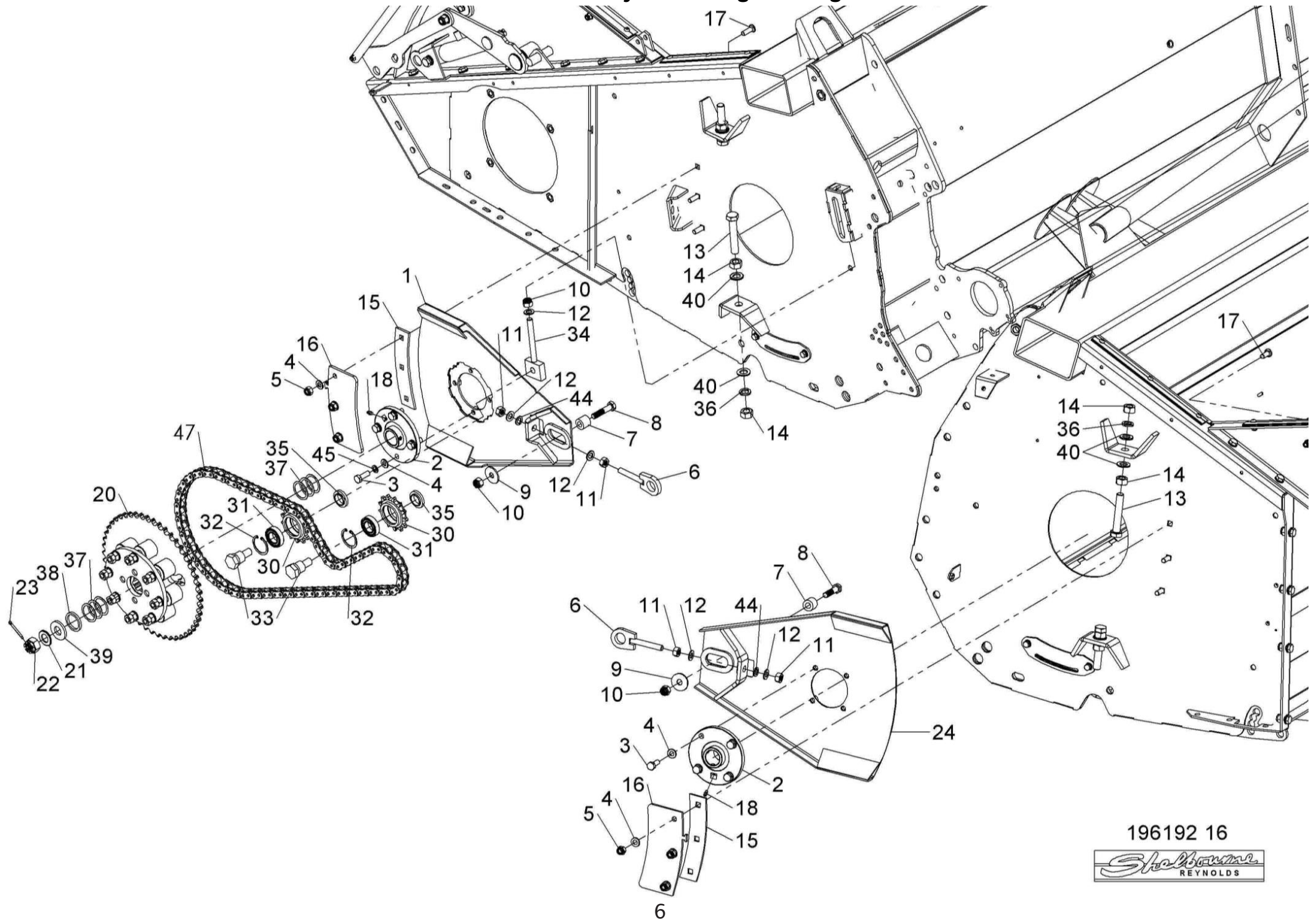


**196143 11**



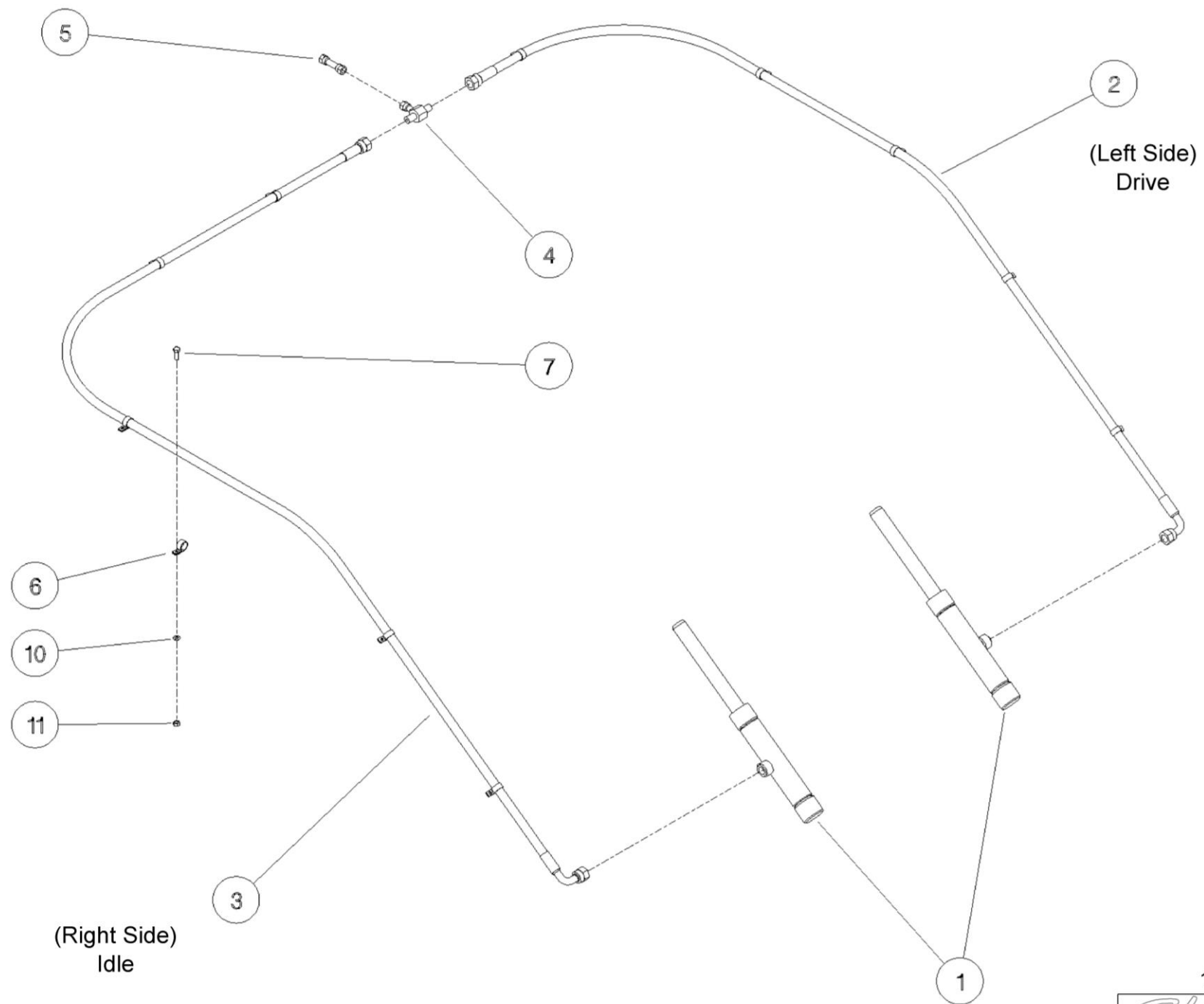
## Shelbourne Reynolds Engineering Limited

ASSY NUMBER: 196192 16				ASSY DESCRIPTION: AUGER MTG SUB ASSY			
ITEM	PART NO	DESCRIPTION	QTY	ITEM	PART NO	DESCRIPTION	QTY
1	199475 01	ADJUSTER PLATE LH	1	39	190119 47	WASHER	1
2	BRG-23560	CAST SUPPORT	2	40	WSH-0024	PLAIN WASHER	8
3	HSS-0194	SET SCREW	8	41			
4	WSH-0015	PLAIN WASHER	6	42			
5	NUT-0265	NYLOC NUT	6	43			
6	200405 01	ADJUSTER	2	44	WSH-0065	SPRING WASHER	2
7	200499 01	SPACER	2	45	WSH-0061	SPRING WASHER	8
8	BLTA12350	BOLT	2	46	190548 04	SHIM (40x18x1)	A/R
9	190119 26	WASHER	2	47	CHN-01991	CHIAN (99 LINKS c/w JOINER)	1
10	NUT-0269	NYLOC NUT	3	47a	CHN-01910	CHAIN HALF LINK	
11	NUT-0170	PLAIN NUT	4	47b	CHN-01901	JOINING LINK	
12	WSH-0018	PLAIN WASHER	5				
13	HSS-0330	SET SCREW	4				
14	NUT-0180	PLAIN NUT	8				
15	200407 01	SUPPORT PLATE	2				
16	200408 01	OVERLAP PLATE	2				
17	BLT-3750	COACHBOLT	6				
18	NIP-00600	GREASE NIPPLE	2				
19							
20	KIT-00121	AUGER SLIP CLUTCH <b>SEE KIT-00121 PAGE FOR PARTS BREAKDOWN</b>	1				
21	WSH-0030	PLAIN WASHER	1				
22	NUT-0580	CASTLE NUT	1				
23	PIN-1150	SPLIT PIN	1				
24	197711 01	ADJUSTER PLT RH	1				
25							
26							
27							
28							
29							
30	131041 01	SPROCKET IDLER	2				
31	BRG-1995	BEARING	2				
32	CIR-0470	CIRCLIP	2				
33	190060 11	IDLER SPINDLE	2				
34	191777 01	IDLER ADJ SCREW	1				
35	191040 01	IDLER SPACER	2				
36	WSH-0070	SPRING WASHER	4				
37	190119 95	WASHER	6				
38	190119 82	WASHER	1				



## Shelbourne Reynolds Engineering Limited

ASSY NUMBER: 196193 08				ASSY DESCRIPTION: HYDRAULIC CIRCUIT SUB			
ITEM	PART NO	DESCRIPTION	QTY	ITEM	PART NO	DESCRIPTION	QTY
1	195075 01	HYDRAULIC RAM	2				
1a	RMSK00030	SEAL KIT (SPARES)					
2	HHBC23510	HYDRAULIC HOSE LH	1				
3	HHBC49510	HYDRAULIC HOSE RH	1				
4	HPPD07100	HYD TEE FITTING	1				
5	FIT-0213	HYD BULKHEAD FITTING	1				
6	CLP-01012	P CLIP	8				
7	SCW-4960	BUTTON SKT.HD SCREW	4				
10	WSH-0009	PLAIN WASHER	4				
11	NUT-0260	NYLOC NUT	4				



196193

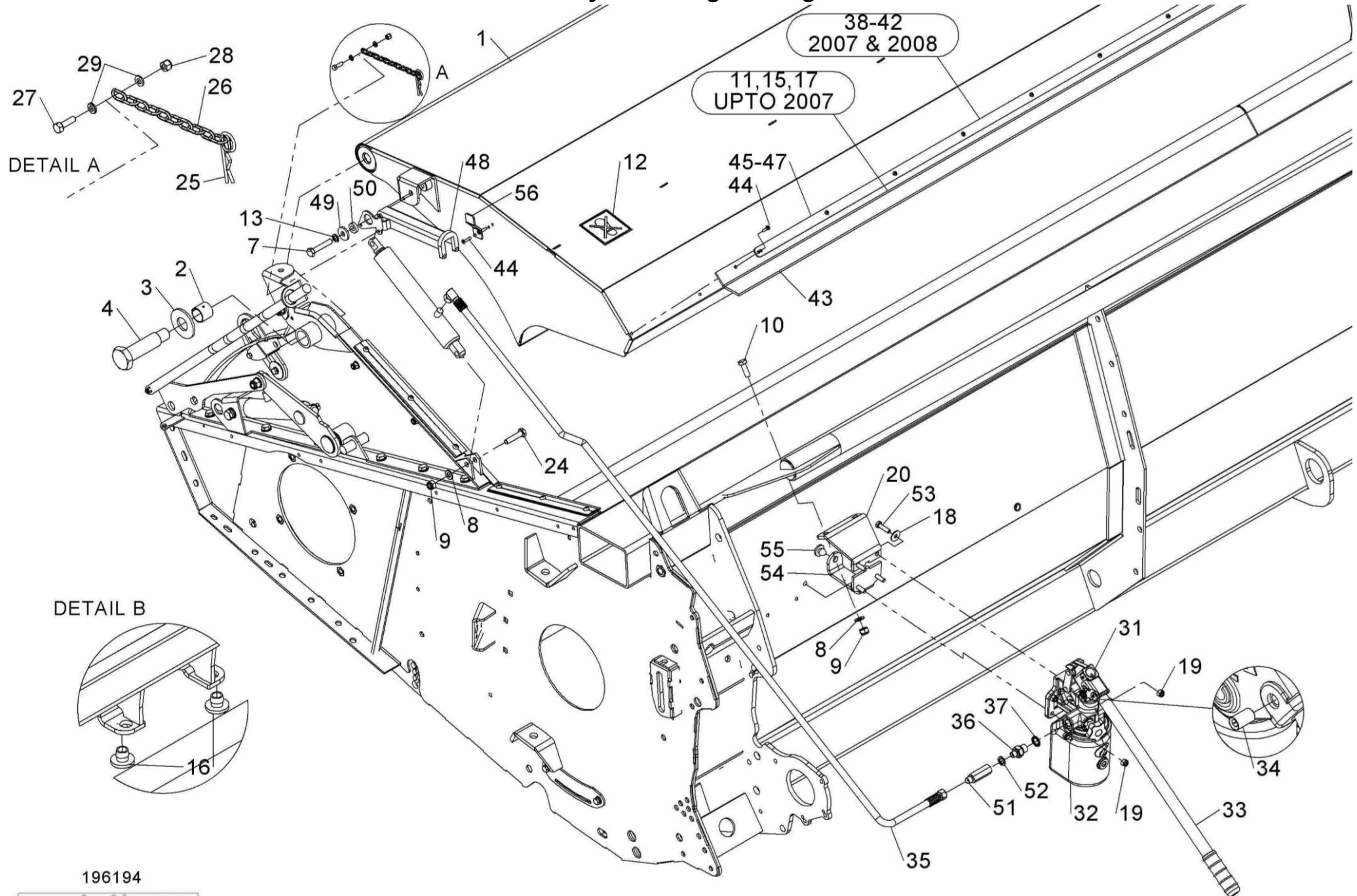


## Shelbourne Reynolds Engineering Limited

ASSY NUMBER: 196194 28				ASSY DESCRIPTION: TOP DOOR COWL ASSY 4.8(16')Rvs			
ITEM	PART NO	DESCRIPTION	QTY	ITEM	PART NO	DESCRIPTION	QTY
1	197387 24	COWL ASSY (2009 & ON)	1	35	HHCC11505	HYD HOSE ASSY (2015 & ON)	1
OR	197387 21	COWL ASSY (UPTO 2009)		OR	HHCC11505	HYD HOSE ASSY (2007 - 2014)	1
2	BSHK03056	BUSH	2	36	FIT-0025	MM ADPT (2015&ON)	1
3	192813 01	LARGE WASHER	2	OR	HAPAA0305	HYD REST (2007-2014)	
4	192812 01	COWL PIN	2	37	WSH-1010	DOWTY WASHER (2007&ON)	1
5	NIP-0001	GREASE ZERK (UPTO 2009)	2	38	197615 07	CLAMP STRIP (END) (2007-2009)	2
6	GSTA14406	GAS STRUTT (UPTO 2007)	2	39	197615 10	CLAMP STRIP (HANDL) (2007-2009)	2
7	BLTA10360	BOLT	1	40	197615 12	CLAMP STRIP (INNER) (2007-2009)	2
8	WSH-0015	PLAIN WASHER	3	41	197615 13	CLAMP STRIP (SMALL) (2007-2009)	2
9	NUT-0265	NYLOC NUT (2007&ON)	3	42	197615 08	CLAMP STRIP (CENTRE) 2007-2009)	2
10	HSS-0194	SETSCREW (2007&ON)	2	43	198178 03	SEALING STRIP (2009&ON)	1
11	EDS-11684	SEAL STRIP (UPTO 2007)	1	OR	197614 01	SEALING STRIP (2007 & 2008)	1
12	192718 01	TRANSFER	2	44	POP-0006	POP RIVET (2009&ON)	29
13	WSH-0061	SPRING WASHER	1	45	198067 01	CLAMP STRIP (1304mm) (2009&ON)	1
14				46	198067 02	CLAMP STRIP (1194mm) (2009&ON)	2
15	197289 02	SEAL CLAMP PLATE (UPTO 2007)	4	47	198067 03	CLAMP STRIP (1104mm) (2009&ON)	1
16	197810 01	BUMP STOP	4	48	198311 01	RAM STOP (CVS**100149 & ON)	1
17	HSS-0140	SETSCREW (UPTO 2007)	14	49	190119 75	WASHER (CVS**100149 & ON)	1
18	WSH-1038	WASHER	4	50	190119 79	WASHER (CVS**100149 & ON)	1
19	NUT-0263	NYLOC NUT	4	51	HVB-93000	FLOW RESTRIC'R (2015&ON)	1
20	199831 01	HAND PUMP BRACKET (2015&ON)	1	52	WSH-1005	DOWTY WSH (2015 & ON)	1
OR	197607 01	HAND PUMP BRACKET (2007-2014)		53	HSS-0150	BOLT (2015 & ON)	4
21	197606 01	STORAGE BRKT (2007-2014)	1	54	199832 01	PUMP BRKT BTM (2015 & ON)	1
22	197605 01	RAM STOP (2007-2014)	1	55	RUB-0330	RUBBER GROMMET (2015 & ON)	1
23	PIN-1720	D PIN (2007-2014)	1	56	290373 01	HOOK (2017 & ON)	1
24	BLTA10290	BOLT	1				
25	CLP-00103	R CLIP (2007-2017)	1				
26	CHN-0145	CHAIN (2007-2017)	0.17				
27	HSS-0086	SET SCREW (2007-2017)	1				
28	NUT-0260	NYLOC NUT (2007-2017)	1				
29	WSH-0009	PLAIN WASHER (2007-2017)	2				
30	197601 01	HYDRAULIC CYLINDER ASSY	1				
30a	RMSK00030	RAM SEAL KIT					
31	JAC-00227	HYD HAND PUMP (2015&ON)	1				
OR	JAC-00226	HYD HAND PUMP (2007-2014)	1				
32	JAC-00222	HYD RESEVOIR (2015&ON)	1				
OR	JAC-00221	HYD RESEVOIR (2007-2014)					
33	JAC-00230	JACK HANDLE (2007&ON)	1				
34	SCW-4530	GRUBSCREW (2007&ON)	1				



# Shelbourne Reynolds Engineering Limited



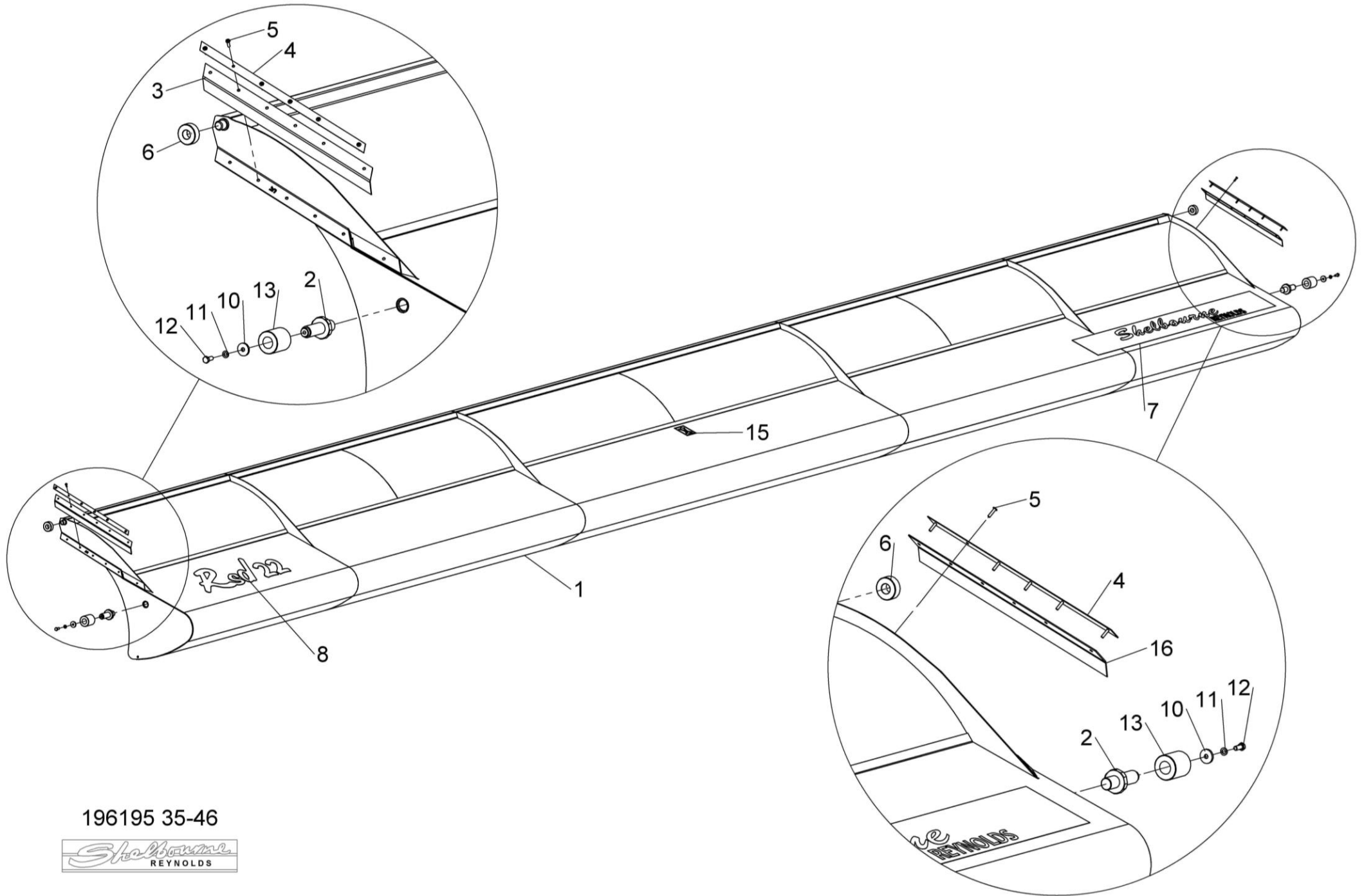
196194



## Shelbourne Reynolds Engineering Limited

ASSY NUMBER: 196195 38				ASSY DESCRIPTION: ADJ. CROP DEFLECTOR SUB			
ITEM	PART NO	DESCRIPTION	QTY	ITEM	PART NO	DESCRIPTION	QTY
1	197389 15	ADJ' CROP DEFLECTOR	1				
2	195379 01	SPINDLE	2				
3	292110 01	SIDE SEAL LH (SMOOTH SIDE UP)	1				
4	195433 01	CLAMP STRIP	2				
5	POP-0006	POP RIVET	12				
6	191642 01	NYLON ROLLER	2				
7	198763 01	EMBLEM (SHELBOURNE REYNOLDS)	1				
8	199016 05	EMBLEM (RSD16) WHITE	1				
OR	197136 05	EMBLEM (RSD16) RED	1				
10	190119 08	PLAIN WASHER	2				
11	WSH-0058	SPRING WASHER	2				
12	HSS-0140	SET SCREW	2				
13	192688 01	NYLON ROLLER	2				
14	190119 20	WASHER (UPTO 2012)	4				
15	192718 01	TRANSFER	1				
16	292110 02	SIDE SEAL RH (SMOOTH SIDE UP)	1				



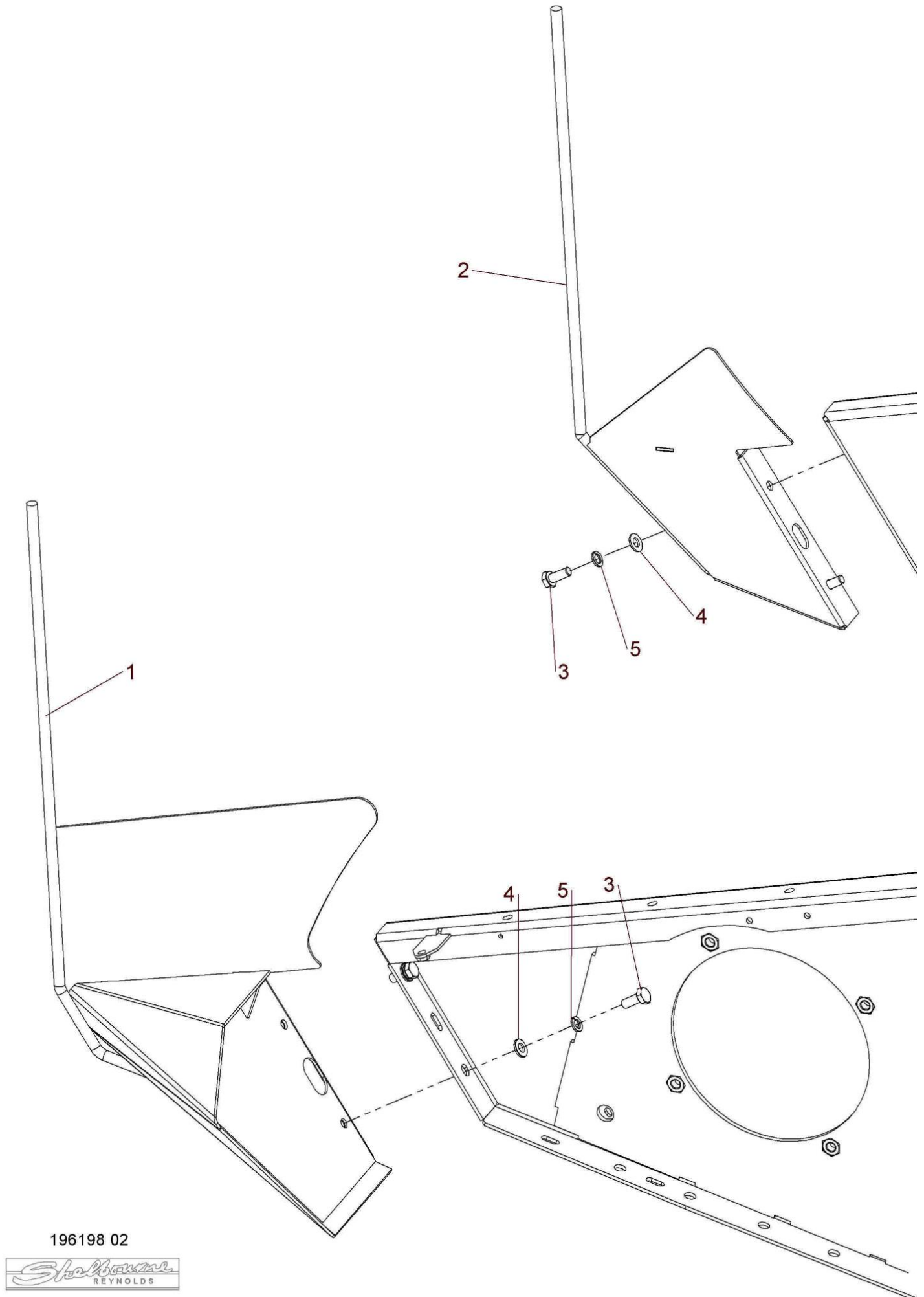


196195 35-46



***Shelbourne Reynolds Engineering Limited***

ASSY NUMBER: 196198 02				ASSY DESCRIPTION: DIVIDER SUB ASSY (PIVOTING GEARBOX)			
ITEM	PART NO	DESCRIPTION	QTY	ITEM	PART NO	DESCRIPTION	QTY
1	198314 01	DIVIDER W/A LH (2010 & ON)	1				
2	194501 02	DIVIDER ASSY RH	1				
3	HSS-0191	SETSCREW	4				
4	WSH-0015	PLAIN WASHER	4				
5	WSH-0061	SPRING WASHER	4				



196198 02

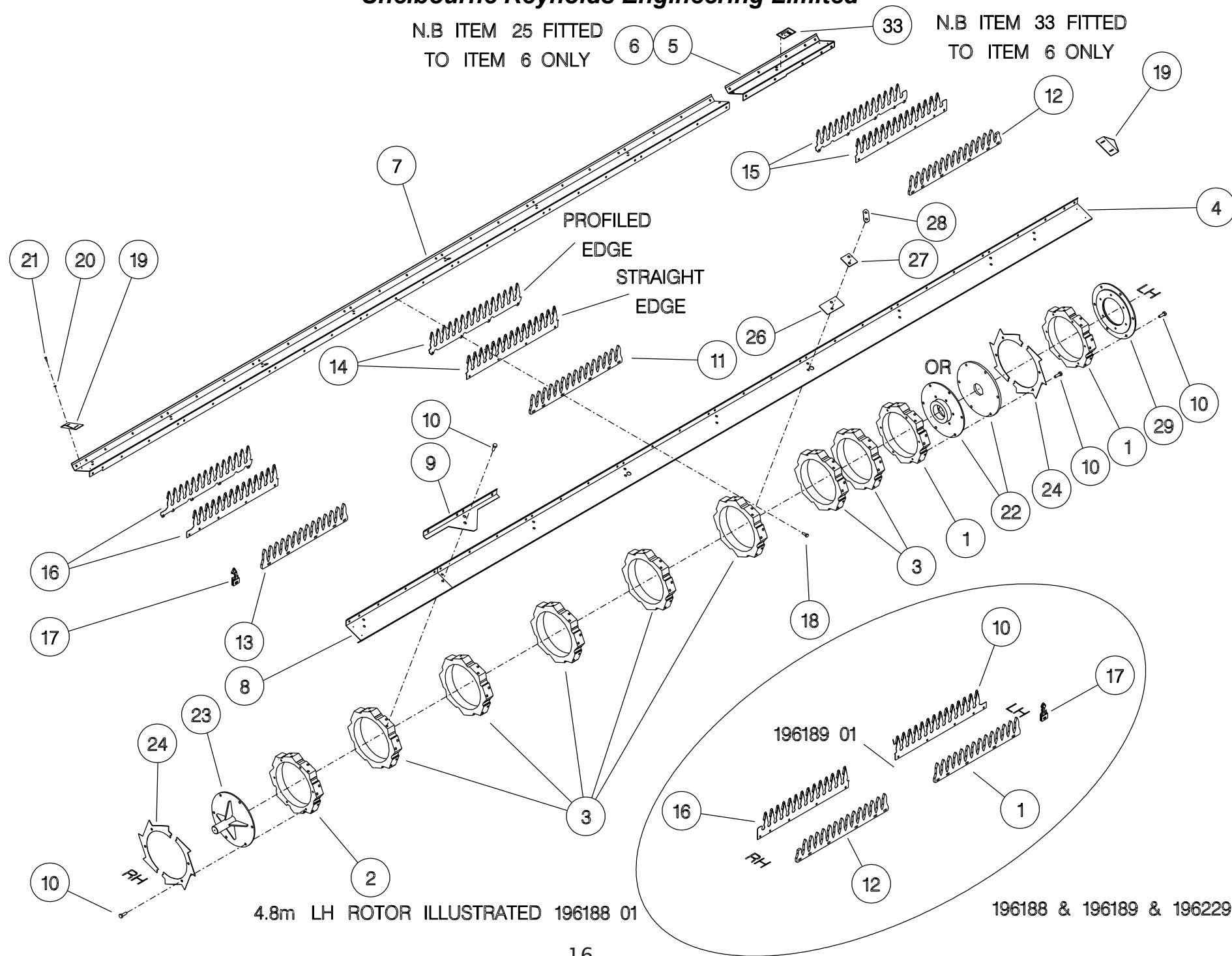
## Shelbourne Reynolds Engineering Limited

ASSY NUMBER: 196229 02				ASSY DESCRIPTION: STRIPPING ROTOR ASSY ONE PIECE 4.8m			
ITEM	PART NO	DESCRIPTION	QTY	ITEM	PART NO	DESCRIPTION	QTY
1	192892 01	OUTER HUB CASTING LH	2				
2	192892 02	OUTER HUB CASTING RH	1				
3	192892 03	INNER HUB CASTING	7				
4	194370 01	ROTOR SECTION 4.2m LH	4				
5	194370 02	ROTOR SECTION 0.6m LH	4				
6							
7	193527 01	ROTOR SECTION 4.2m RH	4		NOTE	ITEMS 14, 15 AND 16.	
8	193527 07	ROTOR SECTION 0.6m RH	4			BOTH TYPES OF SEED SAVER ARE	
9	193528 01	STRENGTHENER PLATE	8			INTERCHANGEABLE BUT FOR	
10	HSSG10204	TENSILOCK SETSCREW	178			BALANCE REASONS IF MIXING ON A	
11	193558 01	STANDARD ELEMENT CENTRE	48			ROTOR FIT AS OPPOSITE PAIRS.	
12	193558 02	STANDARD ELEMENT END	16				
OR	193558 01	FOR SPARES, CUT AND MODIFY STD	16		NOTE	ITEMS 15 AND 16 ARE CORRECT	
		SUPPORT FINGER				PARTS WHEN FINGERS SET WITH	
13						FLANGES UP - IE. AGGRESSIVE.	
14	197717 01	SEED SAVER CTR (PROFILED EDGE)	48				
OR	193780 01	SEED SAVER CTR (STRAIGHT EDGE)	48				
15	197719 01	SEED SAVER RH END (PROFILED)	8				
OR	193782 01	SEED SAVER RH END (STRAIGHT)	8				
16	197719 02	SEED SAVER RH CTR (PROFILED)					
OR	193782 02	SEED SAVER RH CTR (STRAIGHT)	8				
17							
18	HSSF08174	TENSILOCK SETSCREW	8				
19	192679 01	ANTI-WRAP PLATE					
20	WSH-1034	PENNY WASHER					
21	SCW-5180	SELF TAPPING SCREW	272				
22	197114 01	ROTOR DRIVE DISC W/A	8				
23	192899 01	IDLE SHAFT W/A	16				
24	192959 01	OUTER CLAMP RING	16				
25			1				
26	193118 01	BALANCE WEIGHT (100G)	1				
27	193118 02	BALANCE WEIGHT (50G)	4				
28	193382 01	BALANCE WEIGHT (25G)					
29	197111 01	ROTOR DRIVE DISC	6				
			2				
			1				
			1				

# Shelbourne Reynolds Engineering Limited

N.B ITEM 25 FITTED  
TO ITEM 6 ONLY

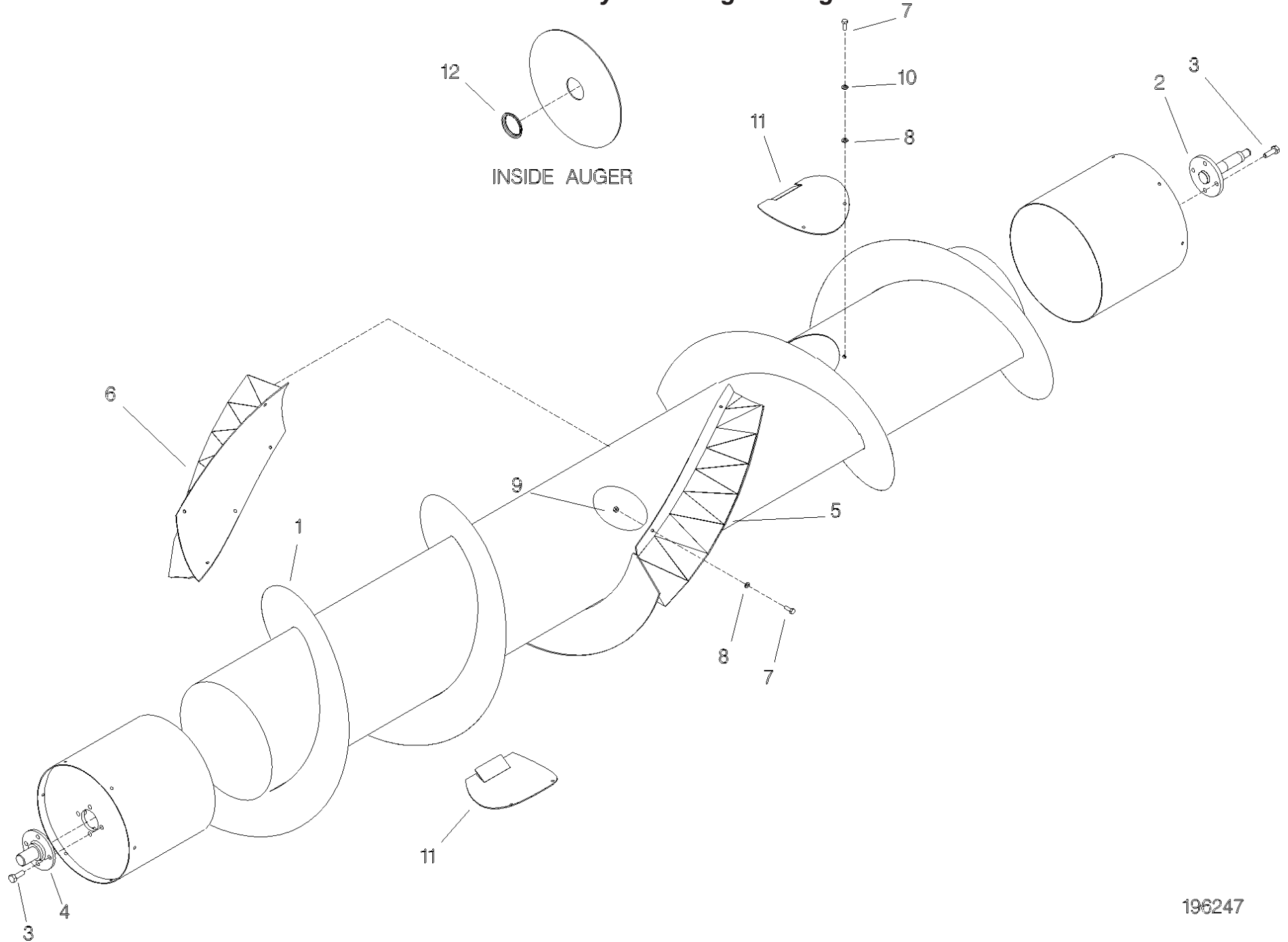
N.B ITEM 33 FITTED  
TO ITEM 6 ONLY



## Shelbourne Reynolds Engineering Limited

ASSY NUMBER: 196247 08				ASSY DESCRIPTION: BOLT ON PADDLE AUGER ASSY 4.8m			
ITEM	PART NO	DESCRIPTION	QTY	ITEM	PART NO	DESCRIPTION	QTY
1	198134 01	AUGER W/A (STANDARD CTR FEED)	1				
OR	290960 01	AUGER W/A (RH END NARROW FEED)	1				
2	195848 01	AUGER DRIVE SHAFT	1				
3	HSSF12204	SET SCREW	8				
4	197704 02	IDLER SHAFT	1				
5	197620 01R	AUGER SPIRAL PADDLE LH	1				
6	197620 02R	AUGER SPIRAL PADDLE RH	1				
7	HSS-0145	HEX HD SCREW	18				
8	WSH-0012	PLAIN WASHER	18				
9	NUT-0263	NYLOC NUT	10				
10	WSH-0058	SPRING WASHER	8				
11	194472 01	INSPECTION COVER	2				
12	21709036	TUBE PLUG	2				

**Shelbourne Reynolds Engineering Limited**



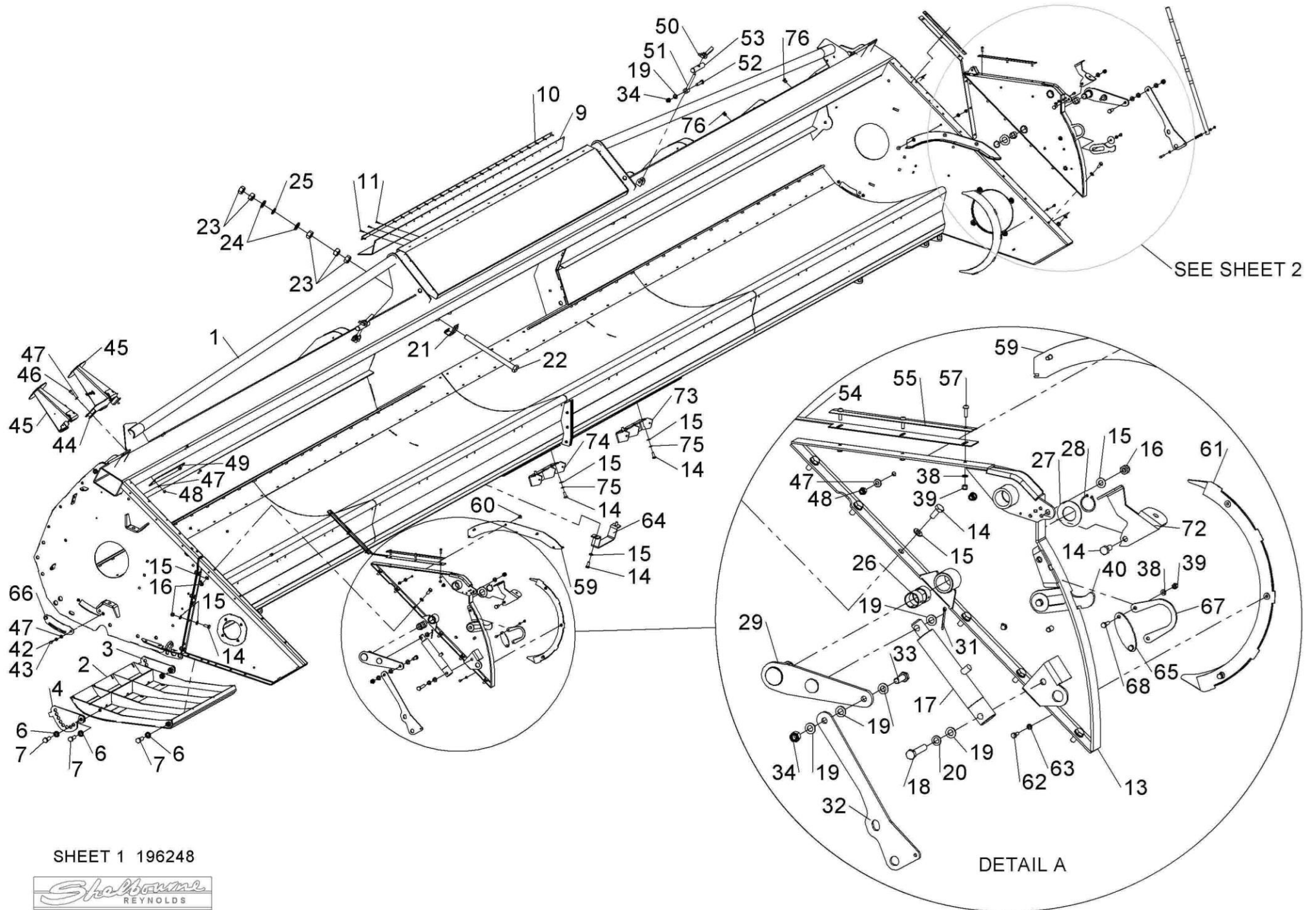
196247





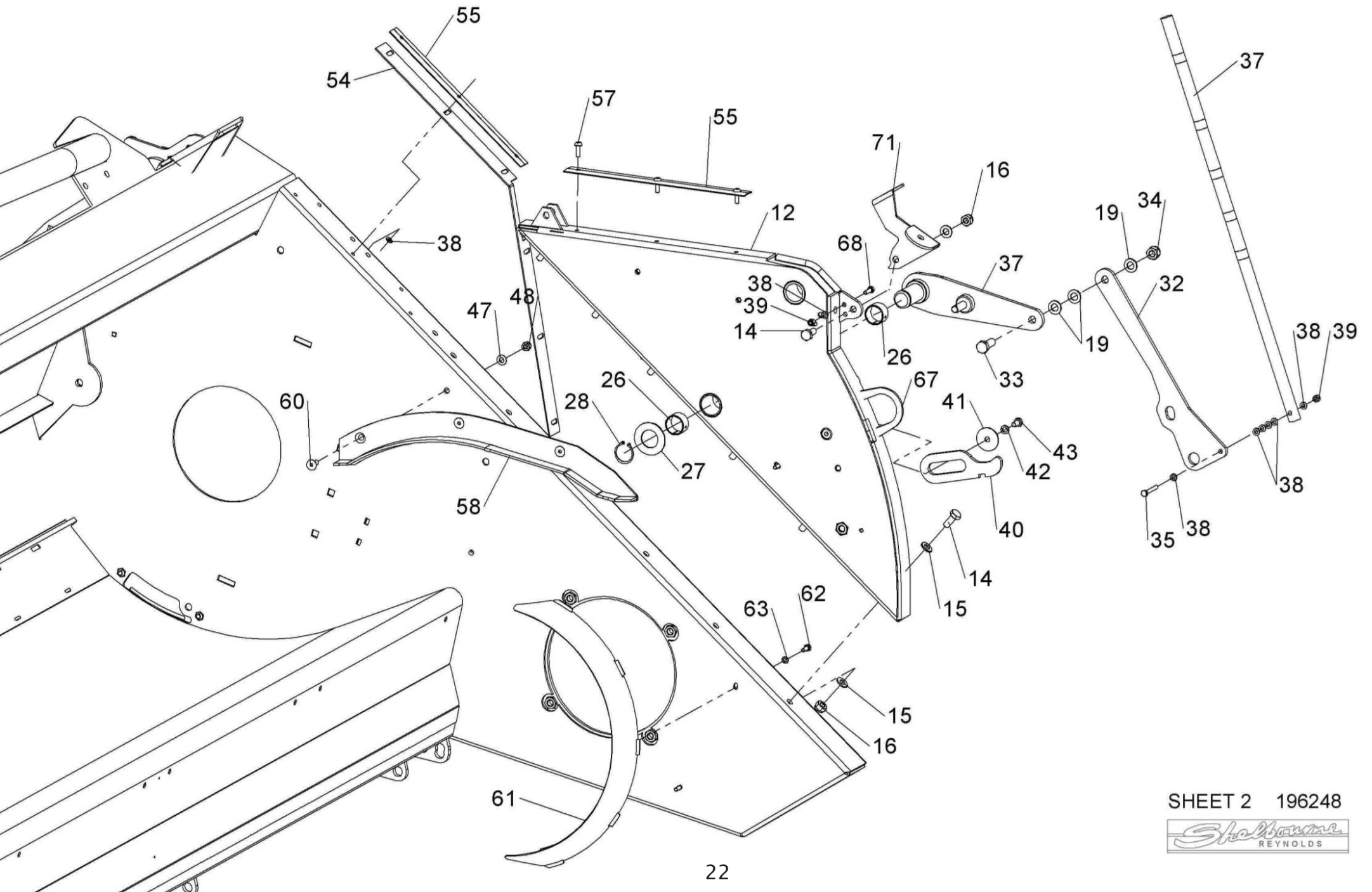
## Shelbourne Reynolds Engineering Limited

ASSY NUMBER: 196248 18				ASSY DESCRIPTION: FRAME & PARTS SUB RSD16			
ITEM	PART NO	DESCRIPTION	QTY	ITEM	PART NO	DESCRIPTION	QTY
1	198206 01	Rsd16 MAINFRAME	1	39	NUT-0260	NYLOC NUT	15
2	194395 01	SKID ASSY	2	40	192809 01	NOSE STOP LATCH	2
3	193828 01	SKID ADJUSTER PLATE LH	2	41	190119 05	WASHER	2
4	193828 02	SKID ADJUSTER PLATE RH	2	42	WSH-0058	SPRING WASHER	6
5	190119 07	WASHER (UPTO 2015)	4	43	HSS-0135	SETSCREW	6
6	WSHA30161	LOCK WASHER (2019 & ON)	12	44	193221 01	HEADER STAND BRACKET	1
OR	WSH-0070	SPRING WASHER (UP TO 2019)	12	45	290520 01	HEADER STAND (2018 & ON)	2
7	HSS-0317	SETSCREW	12	OR	193222 01	HEADER FRONT STAND (UPTO 2018)	2
8	WSH-0024	PLAIN WASHER (UP TO 2019)	12	46	HSS-0145	SET SCREW	2
9	194545 01	RUBBER SEAL	1	47	WSH-0012	PLAIN WASHER	14
10	194493 01	CLAMP STRIP	1	48	NUT-0263	NYLOC NUT	8
11	POP-0006	POP RIVET	25	49	195541 01	BACKING PLATE	1
12	194913 01	TOP SIDE PLATE LH	1	50	193244 01	RETAINING NUT	2
13	194913 02	TOP SIDE PLATE RH	1	51	193248 01	RETAINING SCREW	2
14	HSS-0191	SET SCREW	22	52	BLTA12380	BOLT	2
15	WSH-0015	PLAIN WASHER	34	53	193251 01	RETAINING BAR	2
16	NUT-0265	NYLOC NUT	18	54	194000 01	RUBBER SEAL	2
17	195075 01	HYDRAULIC RAM	2	55	199567 01	SEAL CLAMP	4
17a	RMSK00030	RAM SEAL KIT		56			
18	BLTA12410	BOLT	2	57	SCW-4960	BUTTON SKT.HD SCREW	12
19	WSH-0018	PLAIN WASHER	32	58	194385 01	NOSE RUNNER W/ASSY LH	1
20	WSH-0065	SPRING WASHER	4	59	194385 02	NOSE RUNNER W/ASSY RH	1
21	194987 01	LOCKING ASSY	2	60	SCW-1735	CSK SOCKET HD SCW	6
22	HSSA24994	SET SCREW	2	61	193363 01	ROTOR DEFLECTOR	2
23	NUT-0190	PLAIN NUT	10	62	HSS-0084	BOLT	6
24	WSH-0036	PLAIN WASHER	4	63	WSH-0056	SPRING WASHER	6
25	190548 62	WASHER	2	64	195126 01	FORK LIFT SHOE PLATE	2
26	BSHK03047	BUSH	4	65	HSS-0260	BOLT (SHIPPING ONLY)	2
27	WSH-1547	PLAIN WASHER	2	OR	197309 01	PLATE (UPTO 2017)	2
28	CIR-1150	CIRCLIP	2	66	195844 01	COVER PLATE	2
29	194538 06	LIFT ARM LH	1	67	197308 01	HORSE SHOE PLATE (UPTO 2017)	2
30	194538 07	LIFT ARM RH	1	68	HSS-0086	SET SCREW	2
31	PIN-1150	SPLIT PIN	2				
32	194537 01	LINK ARM	2	70	WSH-0061	SPRING WASHER	4
33	HSS-0250	SET SCREW	2	71	198958 01	LIGHT BRACKET LH (2012 & ON)	1
34	NUT-0269	NYLOC NUT	4	OR	194381 01	LIGHT BRACKET LH (UPTO 2012)	1
35	HSSA06290	SET SCREW	1	72	198958 02	LIGHT BRACKET RH (2012 & ON)	1
36				OR	194381 02	LIGHT BRACKET RH (UPTO 2012)	1
37	192494 01	NOSE HEIGHT INDICATOR ROD	1	73	195125 01	FORK LIFT STOP PL LH	1
38	WSH-0009	PLAIN WASHER	21	74	195125 02	FORK LIFT STOP PL RH	1



SHEET 1 196248



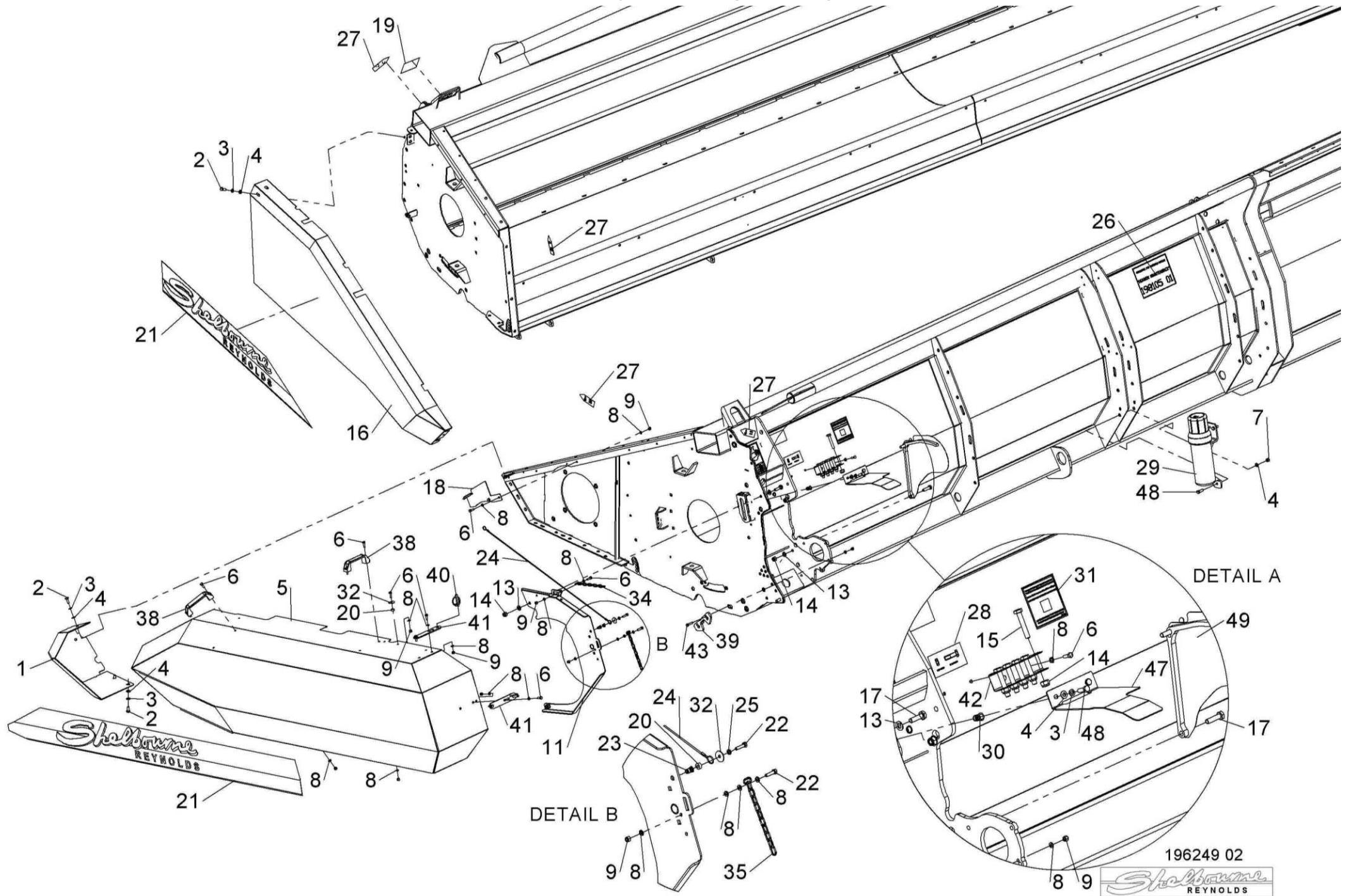


## Shelbourne Reynolds Engineering Limited

ASSY NUMBER: 196249 02				ASSY DESCRIPTION: EMBLEMS & GUARDS SUB RSD			
ITEM	PART NO	DESCRIPTION	QTY	ITEM	PART NO	DESCRIPTION	QTY
1	198297 01	NOSE GUARD W/A (2010 & ON)	1	40	PIN-01950	LYNCH PIN	2
OR	197970 01	FRONT LH GUARD (2009 ONLY)	1	41	198086 01	LATCH PLATE (2010 & ON)	2
2	HSS-0140	SET SCREW	5	OR	198281 01	STIFFN'R LATCH PLT (2009 ONLY)	1
3	WSH-0058	SPRING WASHER	7	42	191841 03	SHEARBOLT HOLDER	1
4	WSH-0012	PLAIN WASHER	10	43	HSS-0092	SET SCREW	2
5	198030 01	LH SIDE GUARD	1	44			
6	HSS-0086	SET SCREW	14	45			
7	NUT-0263	NYLOC NUT	3	46			
8	WSH-0009	PLAIN WASHER	29	47	198288 01	GEARBOX COVER PLT	1
9	NUT-0260	NYLOC NUT	17	48	HSS-0145	SET SCREW	5
10				49	198221 01	INNER SHIELD	1
11	198013 01	LH REAR BACK PLATE ASSY	1				
12	HSS-0198	SET SCREW	2				
13	WSH-0015	PLAIN WASHER	6				
14	NUT-0265	NYLOC NUT	9				
15	BLTA10384	SHEAR BOLT	5				
16	194873 01	RH SIDE GUARD ASSY	1				
17	HSS-0202	SET SCREW	8				
18	198289 01	GUARD SUPPORT BRACKET	1				
19	197861 01	EMBLEM (PATENTS)	1				
20	190548 48	WASHER	2				
21	198764 01	EMBLEM (SHELBOURNE REYNOLDS)	2				
22	HSS-0088	SET SCREW	2				
23	NUTA13060	NUTSERT	1				
24	199630 01	GUARD RETAINING CABLE	1				
25	WSH-0056	SPRING WASHER	1				
26	198105 01	EMBLEM (HEADER MAINTENANCE)	1				
27	190702 04	EMBLEM (SLING POINT)	4				
28	613205 01	EMBLEM (SHEARBOLT PART NO)	1				
29	PCN-00100	MANUAL CANNISTER	1				
30	NUTA13087	NUTSERT	1				
31	290150 01	EMBLEM (COMBINE SETTINGS)	1				
32	WSH-1036	PENNY WASHER	2				
33							
34							
35	CHN-0145	CHAIN	0.17				
35	CHN-0145	CHAIN	0.17				
36							
37							
38	HND-0000	BLACK PLASTIC HANDLE	2				
39	198322 01	OIL LEVEL VIEWER	1				



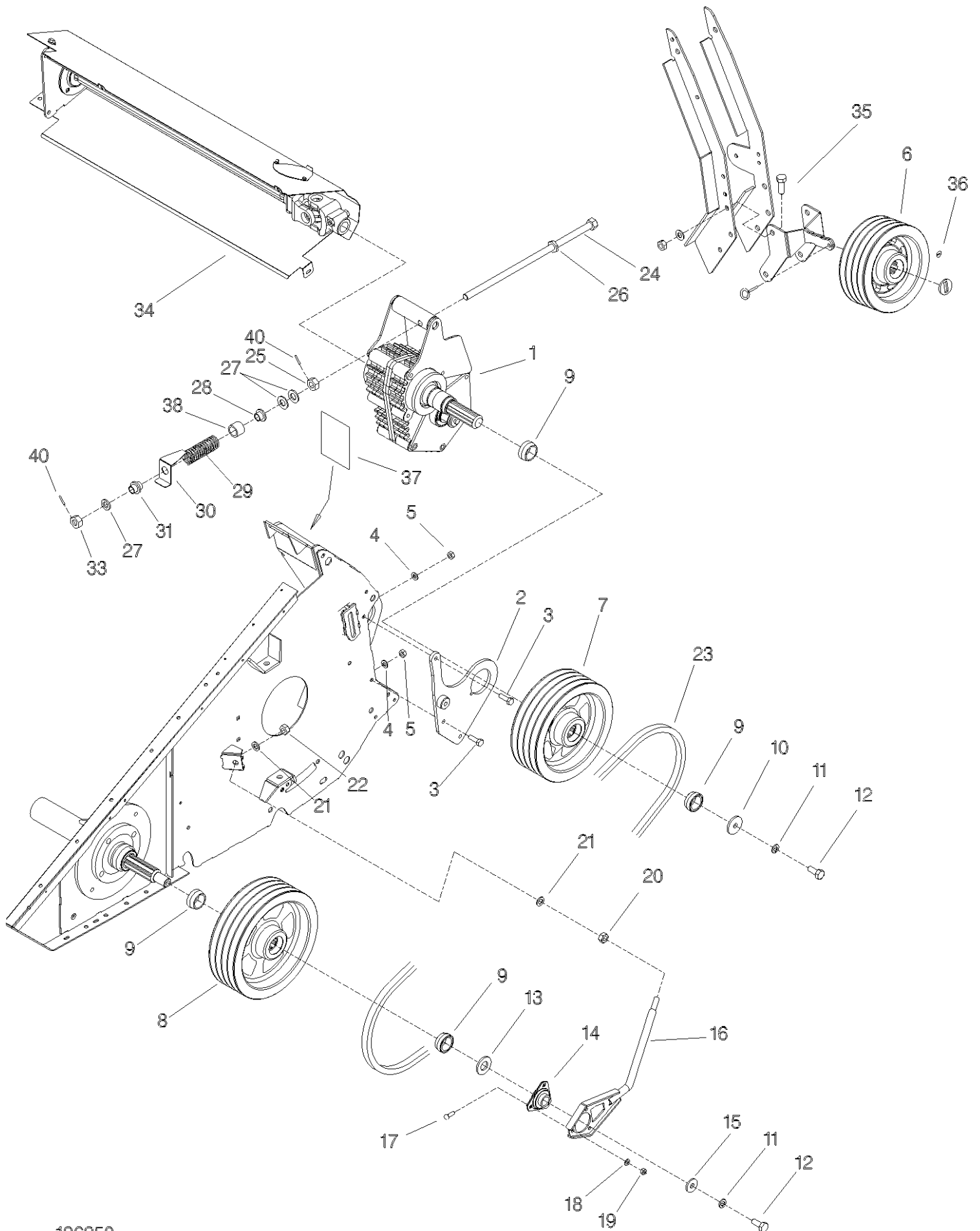
# Shelbourne Reynolds Engineering Limited



## Shelbourne Reynolds Engineering Limited

ASSY NUMBER: 196250 01				ASSY DESCRIPTION: INPUT/DRIVE MTG SUB ASSY (UPTO RSD24)			
ITEM	PART NO	DESCRIPTION	QTY	ITEM	PART NO	DESCRIPTION	QTY
1	GEA-0057	INPUT GEARBOX ASSY (60mm SHAFT)	1	33	NUT-0580	CASTLE NUT (2012 & ON)	1
OR	GEA-0059	INPUT GEARBOX ASSY (65mm SHAFT) (CERTAIN AUSTRALIAN MACHINES ONLY)		OR	NUTA02200	NYLOC NUT (UPTO 2012)	1
2	198018 01	GEARBOX SUPPORT PLT W/A	1	34	KIT-00528	RSD PTO CONE KIT (2014 & ON)	1
3	BLTA12290	BOLT	3	35	KIT-01336	SPARE PULLEY MOUNTING KIT	1
4	WSH-0018	PLAIN WASHER	3	36	197244 01	PULLEY IDENTIFICATION DECAL	1
5	NUT-0269	NYLOC NUT	3	37	198220 01	SPEED SELECTION DECAL	1
6	195927 01	PULLEY DRIVER	1	38	198943 01	SPRING SPACER (40mm)	1
7	195928 01	PULLEY DRIVER	1	39			
8	195929 01	PULLEY DRIVER	1	40	PIN-1620	ROLL PIN (2012 & ON)	2
9	195935 01	COLLAR	4				
10	190548 79	WASHER	1				
11	WSHA30161	WASHER	2				
12	HSS-0315	SET SCREW	2				
13	190548 36	WASHER	1				
14	BRG-0240	BEARING	1				
15	190119 99	WASHER	1				
16	198142 01	TIE BAR W/ASSY	1				
17	BLT-3745	COACHBOLT	3				
18	WSH-0015	PLAIN WASHER	3				
19	NUT-0265	NYLOC NUT	3				
20	NUT-0180	PLAIN NUT PLATED	1				
21	WSH-0024	PLAIN WASHER	2				
22	NUT-0271	NYLOC NUT	1				
23	BEL-07355	BELT (REDPOWER 3)	4				
		CANNOT MIX WITH BEL-05355					
OR	BEL-05355	BELT (REDPOWER II)	4				
		CANNOT MIX WITH BEL-07355					
24	198029 01	GEARBOX ADJUSTER ROD	1				
25	NUT-0580	CASTLE NUT (2012 & ON)	1				
OR	NUT-0185	PLAIN NUT (UPTO 2012)	1				
26	NUT-0385	HALF NUT (2012 & ON)	1				
OR	NUT-0385	HALF NUT (UPTO 2012)	2				
27	WSH-0030	PLAIN WASHER	3				
28	198028 01	REAR SPRING BOSS	1				
29	SPGE02530	DIE SPRING	1				
30	198218 01	SPRING TENSION GUIDE	1				
31	198027 01	FRONT SPRING BOSS	1				
32							

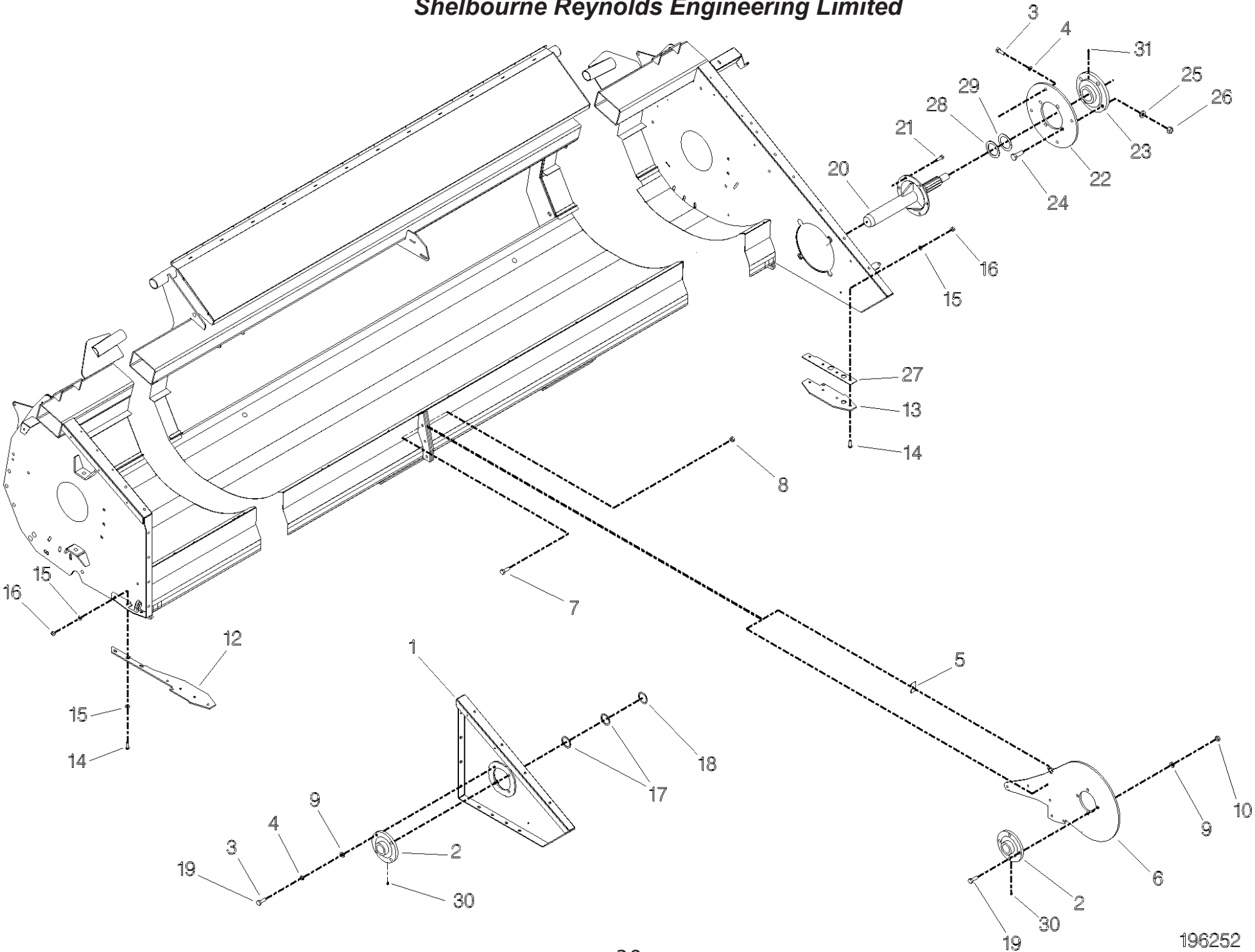
# **Shelbourne Reynolds Engineering Limited**



## Shelbourne Reynolds Engineering Limited

ASSY NUMBER: 196252 03				ASSY DESCRIPTION: ROTOR MTG SUB ASSY RSD			
ITEM	PART NO	DESCRIPTION	QTY	ITEM	PART NO	DESCRIPTION	QTY
1	194915 01	RH SIDE PLATE W/ASSY	1				
2	BRG-3275	BEARING	1				
3	HSS-0235	SET SCREW	7				
4	WSH-0065	SPRING WASHER	8				
5							
9	WSH-0018	PLAIN WASHER	4				
10	NUT-0269	NYLOC NUT	4				
11							
12	194404 01	DIVIDING PLATE RH	1				
13	198991 01	DIVIDING PLATE LH	1				
14	SCW-0516	BUTT SOC HEAD SCREW	10				
15	WSH-0015	PLAIN WASHER	13				
16	NUT-0265	NYLOC NUT	10				
17	192876 01	SHIM	5				
18	192876 02	SHIM	5				
19	HSS-0250	SET SCREW	1				
20	198138 01	DRIVE SHAFT W/ASSY (2010 & ON)	1				
OR	197768 01	DRIVE SHAFT W/ASSY (2009 ONLY)	1				
21	HSSG10204	SET SCREW	6				
22	198122 01	BEARING SUPPORT (2010 & ON)	1				
OR	195922 01	BEARING SUPPORT (2009 ONLY)	1				
23	BRG-27040	BEARING 70mm	1				
OR	BRG-26041	BEARING 60mm (2009 ONLY)	1				
24	HSS-0319	SET SCREW	4				
25	WSH-0024	PLAIN WASHER	4				
26	NUT-0271	NYLOC NUT	4				
27	198141 01	FOOT PACKER PLATE	1				
28	190548 73	WASHER	2				
29	190548 74	WASHER	2				
30	NIP-00600	GREASE NIPPLE	1				
31	NIP-0001	GREASE NIPPLE (1/8" STRAIGHT)	1				

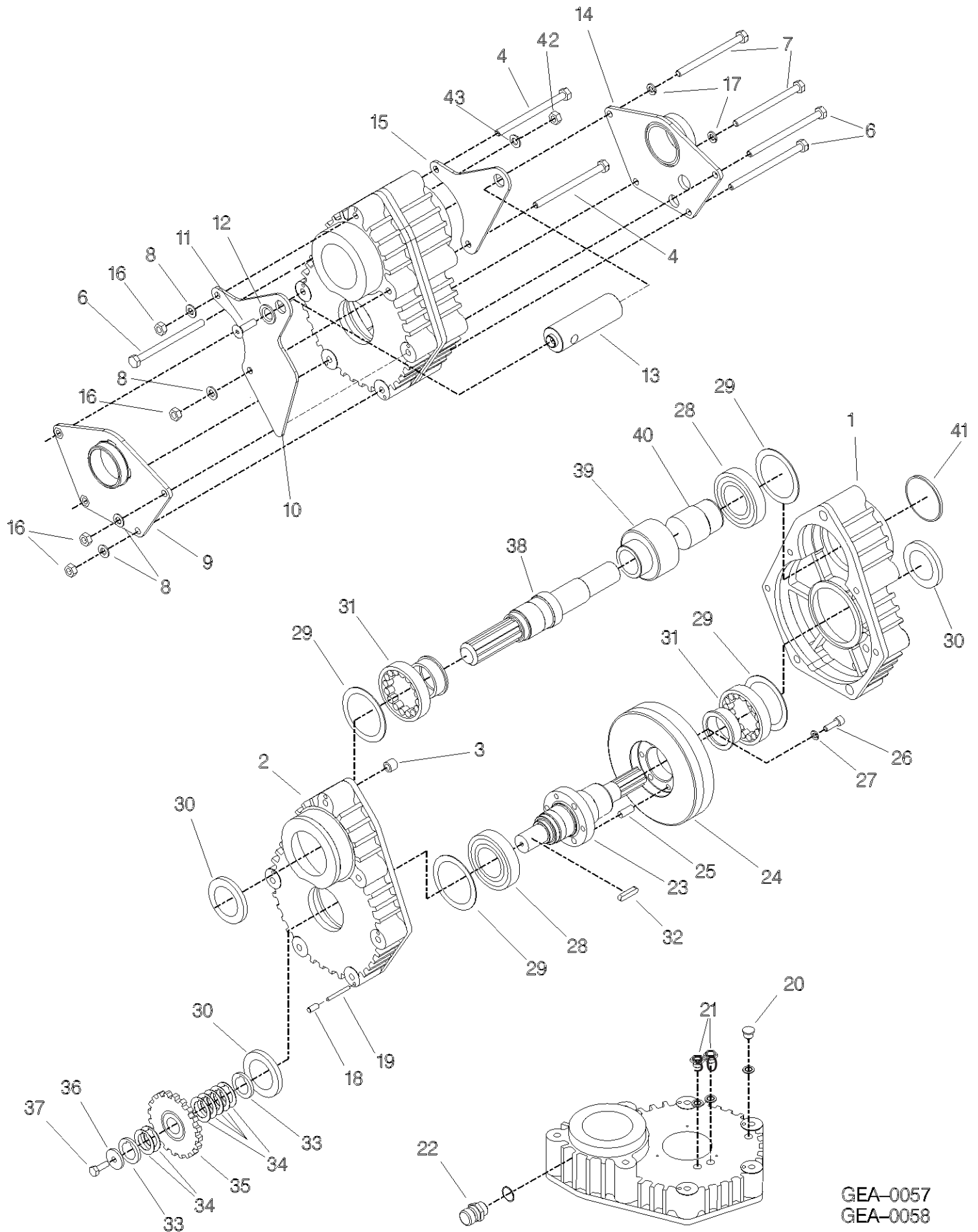




## Shelbourne Reynolds Engineering Limited

ASSY NUMBER: GEA-0057				ASSY DESCRIPTION: INPUT GEARBOX RSD HEADER (60mm SHAFT)			
ITEM	PART NO	DESCRIPTION	QTY	ITEM	PART NO	DESCRIPTION	QTY
1	197619 03	CASE HALF	1	OR	192768 10	AUGER DRIVE SPROCKET (22T)	1
2	197619 02	CASE HALF	1	OR	192768 08	AUGER DRIVE SPROCKET (13T)	1
3	192598 01	DOWEL	3	36	190548 01	RETAINING WASHER	1
4	BLTA12810	HEX HEAD BOLT	2	37	HSSF10174	SET SCREW	1
5				38	198137 01	PINION SHAFT	1
6	BLTA12750	HEX HEAD BOLT	3	39	193599 09	PINION GEAR (32 TOOTH)	1
7	BLT-2276	HEX.HEAD BOLT	2	OR	193599 11	PINION GEAR (34 TOOTH)	1
8	WSH-0018	PLAIN WASHER	4	OR	193599 12	PINION GEAR (30 TOOTH)	1
9	198021 01	G/BOX MOUNTING PLT LH	1	OR	193599 13	PINION GEAR (36 TOOTH)	1
10	198026 01	G/BOX ADJ PLT LH	1	40	195526 01	SLEEVE	1
11	SCW-1930	CSK SKT HD SCREW	2	41	SEAZ09000	PLUG SEAL	1
12	198024 01	CSK WASHER	2	42	NUT-0270	NYLOC NUT (THIN)	1
13	198023 01	GEARBOX ADJUSTER	1	43	WSH-0019	PLAIN WASHER (FORM B)	1
14	198022 01	G/BOX MOUNTING PLT RH	1				
15	198025 01	G/BOX ADJ PLT RH	1				
16	NUT-0269	NYLOC NUT	4				
17	WSHA20121	SHAKEPROOF WASHER	2				
18	SCW-4535	SOCKET GRUBSCREW	3				
19	192597 01	JACKING ROD VS	3				
20	FIT-0253	PLUG	1				
21	FITD00005	SIGHT GLASS/SEAL	2				
22	FIT-0255	BREATHER	1				
23	192591 01	INPUT SHAFT	1				
24	192592 09	INPUT GEAR (37 TOOTH)	1				
OR	192592 11	INPUT GEAR (35 TOOTH)	1				
OR	192592 12	INPUT GEAR (39 TOOTH)	1				
OR	192592 13	INPUT GEAR (33 TOOTH)	1				
25	PIN-61217	DOWEL PIN	3				
26	SCW-0196	CAP HEAD SCREW	3				
27	WSH-0061	SPRING WASHER	3				
28	BRG-7040	BEARING	2				
29	192596 01	RING	4				
30	SEA-0590	SHAFT SEAL	3				
31	BRG-16080	BEARING	2				
32	K1008045	KEY	1				
33	191692 01	SPACER	2				
34	191692 02	SPACER	7				
35	192768 18	AUGER DRIVE SPROCKET (18T)	1				
OR	192768 04	AUGER DRIVE SPROCKET (16T)	1				
OR	192768 16	AUGER DRIVE SPROCKET (15T)	1				

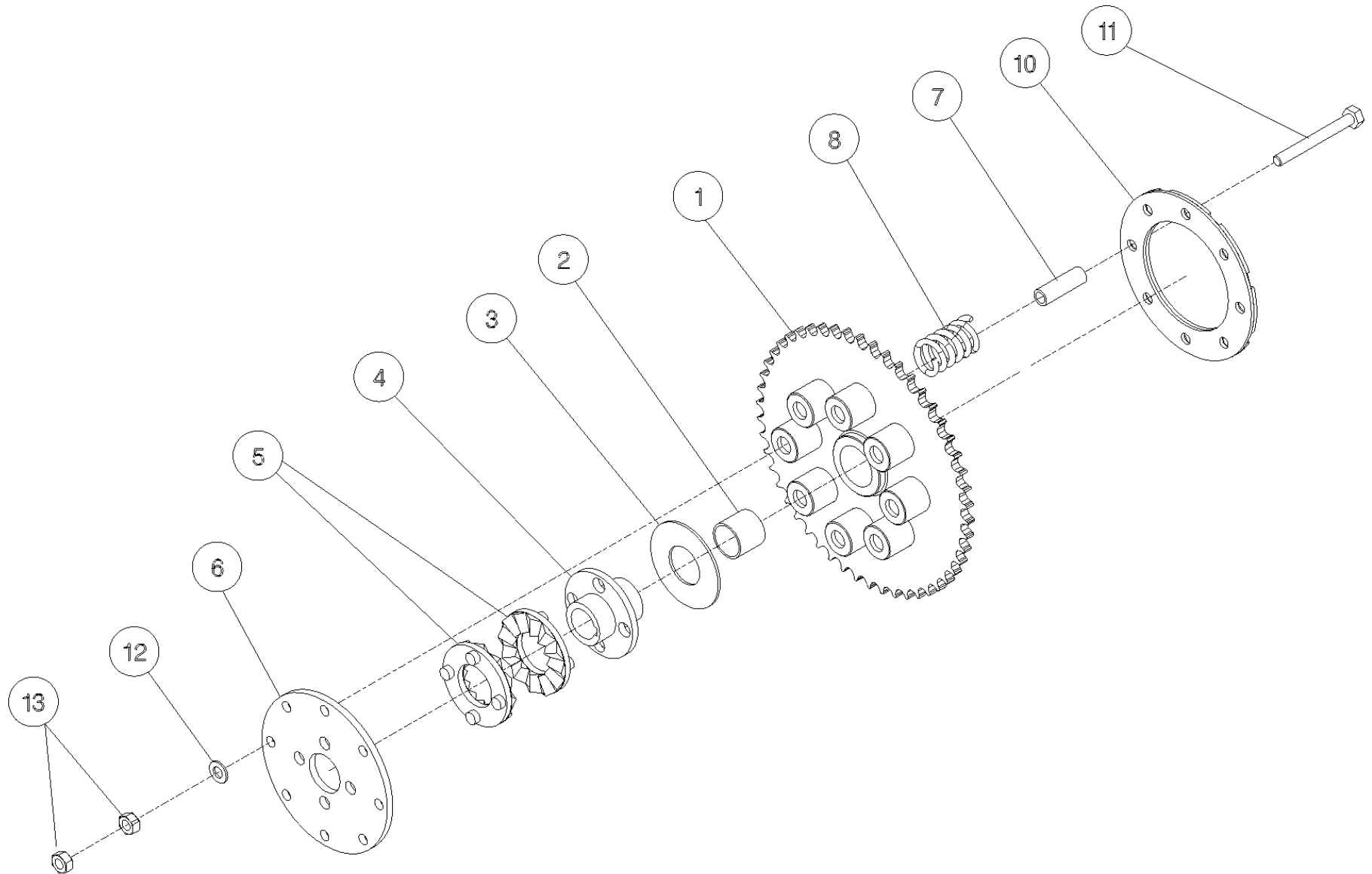
# **Shelbourne Reynolds Engineering Limited**



GEA-0057  
GEA-0058

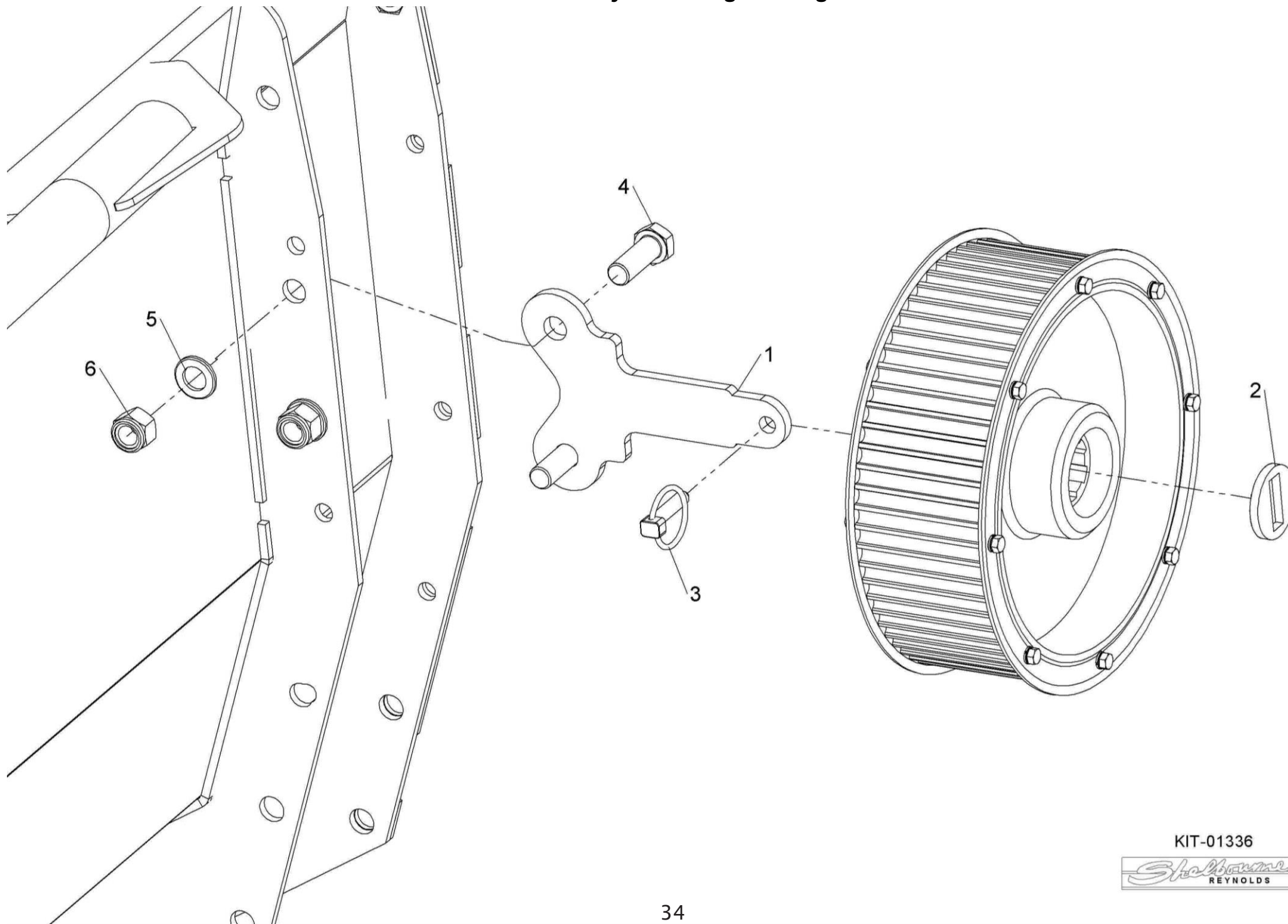
## Shelbourne Reynolds Engineering Limited

ASSY NUMBER: KIT-00121				ASSY DESCRIPTION: AUGER DRV/SPRKT CLUTCH			
ITEM	PART NO	DESCRIPTION	QTY	ITEM	PART NO	DESCRIPTION	QTY
1	290466 01	50T SPROCKET ASSY	1				
2	BSHK05056	BUSH	1				
3	192008 02	THRUST WASHER	1				
4	195850 01	SPLINED CLUTCH HUB	1				
5	131005	CLUTCH PLATE	2				
6	195429 01	DRIVE DISC	1				
7	131073 04	SPACER	8				
8	131063	SPRING	8				
10	195427 01	LOCKING RING	1				
11	BLT-2270	BOLT	8				
12	WSH-0018	PLAIN WASHER	8				
13	NUT-0170	PLAIN NUT	16				



## Shelbourne Reynolds Engineering Limited

ASSY NUMBER: KIT-01336				ASSY DESCRIPTION: SPARE PULLEY MOUNTING			
ITEM	PART NO	DESCRIPTION	QTY	ITEM	PART NO	DESCRIPTION	QTY
1	290487 01	PULLEY HOLDER (2018 & ON)	1				
OR	197210 01	PULLEY MTG BRACKET (UPTO 2018)	1				
2	291035 01	WASHER (2022 & ON)	1				
OR	197212 01	WASHER (UPTO 2022)	1				
3	PIN-01950	LYNCH PIN	1				
4	HSS-0317	SET SCREW (2018 & ON)	2				
OR	HSS-0317	SET SCREW (UPTO 2018)	4				
5	WSH-0024	PLAIN WASHER (2018 & ON)	2				
OR	WSH-0024	PLAIN WASHER (UPTO 2018)	4				
6	NUT-0271	NYLOC NUT (2018 & ON)	2				
OR	NUT-0271	NYLOC NUT (UPTO 2018)	4				



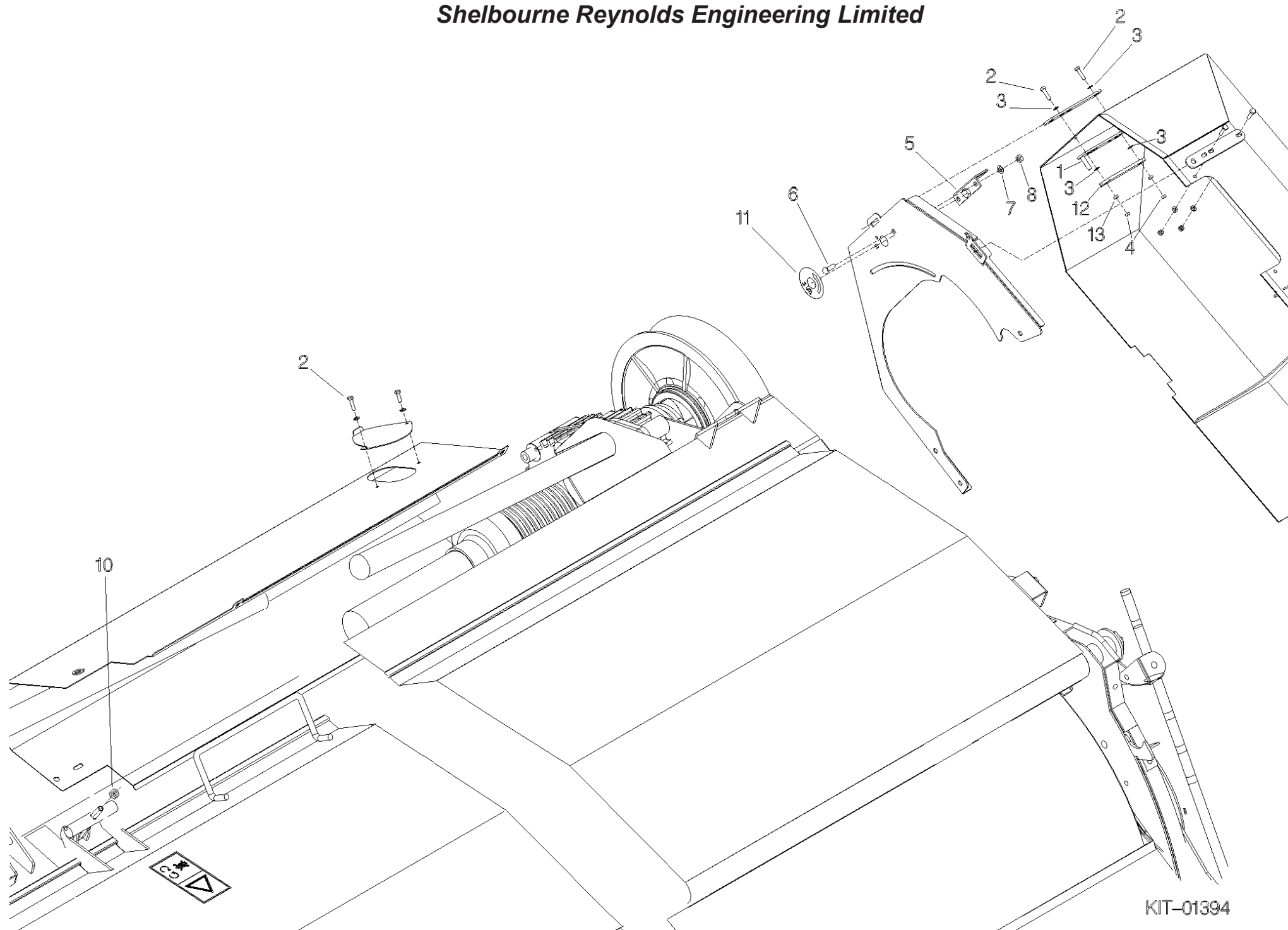
KIT-01336



***Shelbourne Reynolds Engineering Limited***

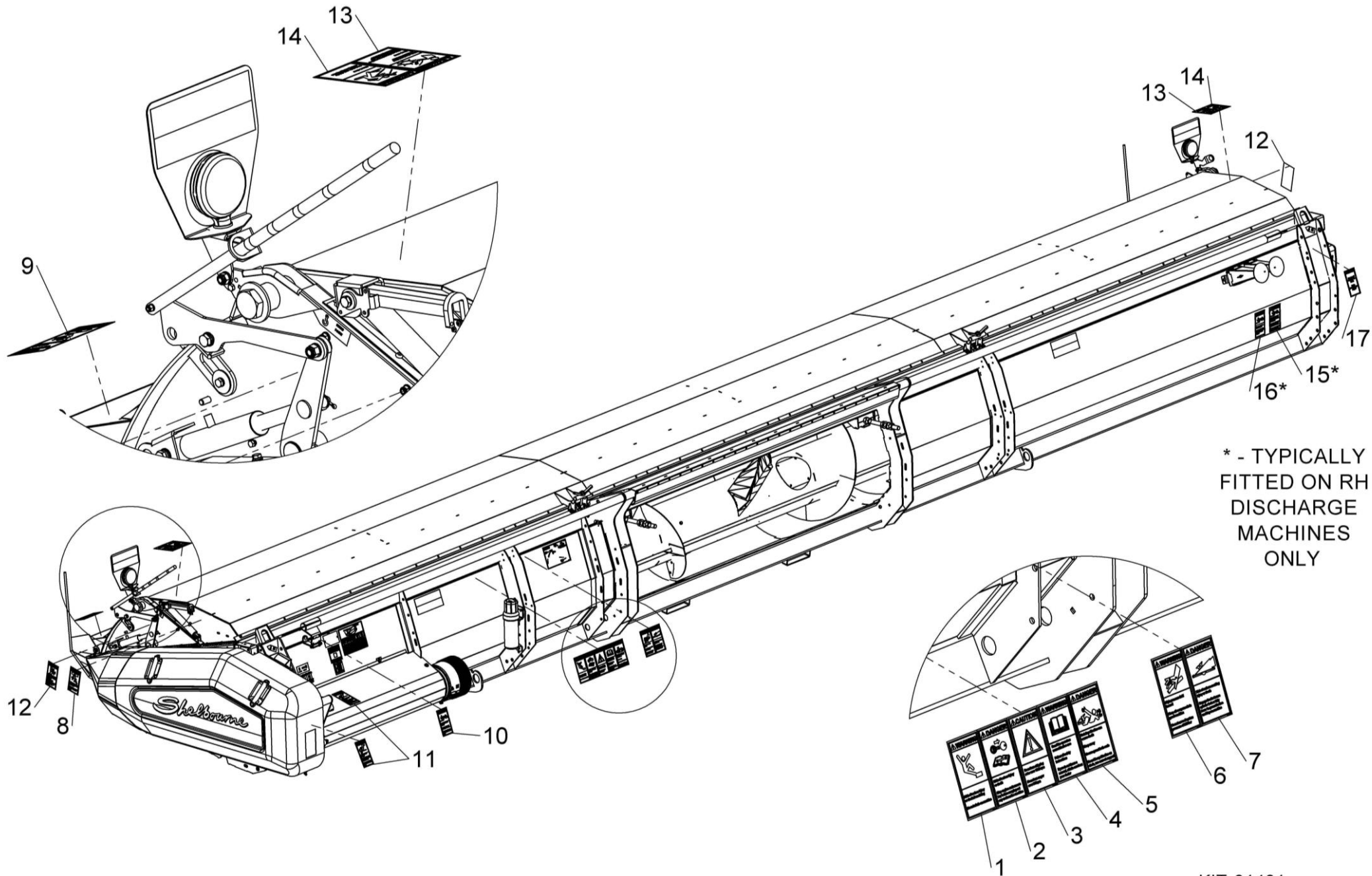
ASSY NUMBER: KIT-01394				ASSY DESCRIPTION: CE AREA KIT (RSD)			
ITEM	PART NO	DESCRIPTION	QTY	ITEM	PART NO	DESCRIPTION	QTY
1	198318 01	LATCH W/A	1				
2	HSS-0088	SET SCREW	3				
3	WSH-0009	PLAIN WASHER	4				
4	NUT-0260	NYLOC NUT	2				
5	LTC-00040	SLAM LATCH	1				
6	BLT-4710	COACH BOLT	2				
7	WSH-0012	PLAIN WASHER	2				
8	NUT-0263	NYLOC NUT	2				
9							
10	NUT-0170	PLAIN NUT	2				
11	192953 01	TRANSFER (1/4 TURN)	1				
12	199096 01	SLAM LATCH FIXING PLATE	1				
13	NUTA13060	NUTSERT	2				
		FIT SLAM LATCH AND LATCH					
		REMOVE THUMB SCREW AND FIT ITEM 2					
		REMOVE WING NUTS FROM HOOD & FIT ITEM 10					





## Shelbourne Reynolds Engineering Limited

ASSY NUMBER: KIT-01401				ASSY DESCRIPTION: SAFETY DECAL KIT NORTH AMERICA			
ITEM	PART NO	DESCRIPTION	QTY	ITEM	PART NO	DESCRIPTION	QTY
1	198835 01	EMBLEM - DO NOT CLIMB	1				
2	198840 01	EMBLEM - STOP ENGINE	1				
3	198838 01	EMBLEM - SPEED RESTRICTION	1				
4	199011 01	EMBLEM - READ OPS MANUAL	1				
5	198842 01	EMBLEM - ROTATING DRIVE LINE	1				
6	198832 01	EMBLEM - HIGH PRESSURE FLUID	1				
7	198844 01	EMBLEM - RISK OF CRUSHING	1				
8	198843 01	EMBLEM - HOOD LOCK	1				
9	198836 01	EMBLEM - CROP DEFLECTOR LOCK	1				
10	198839 01	EMBLEM - AUGER	1				
11	198837 01	EMBLEM - MOVING PARTS UNDER	2				
12	198833 01	EMBLEM - CROP DEFLECTOR HAND	2				
13	198841 01	EMBLEM - ROTOR KEEP AWAY	2				
14	198834 01	EMBLEM - STAND CLEAR ROTOR	2				
15	291880 01	EMBLEM - AUGER UNDER COVER	1				
16	291881 01	EMBLEM - AUGER NO COVER	1				
17	291968 01	EMBLEM - P65	1				

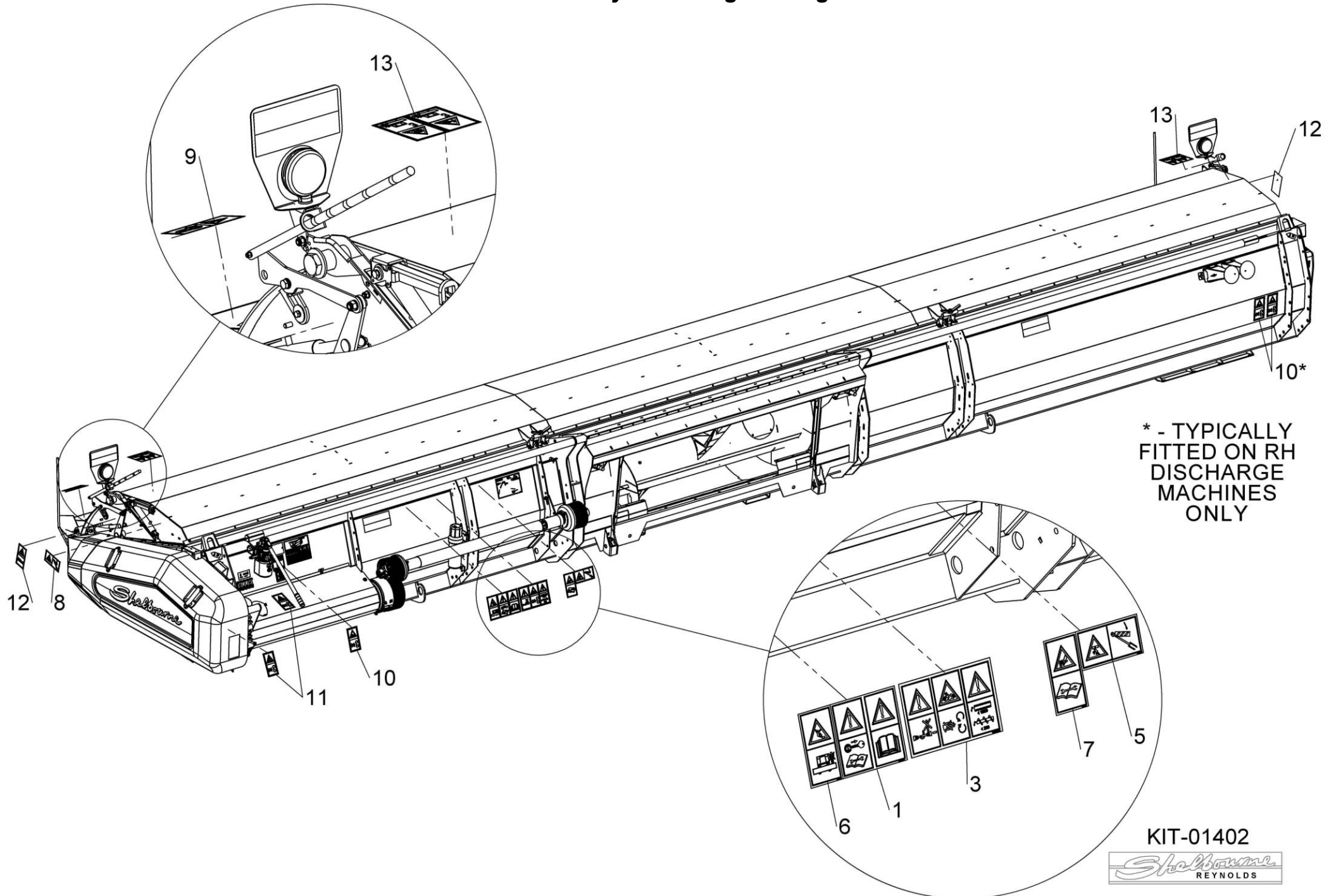


KIT-01401



## Shelbourne Reynolds Engineering Limited

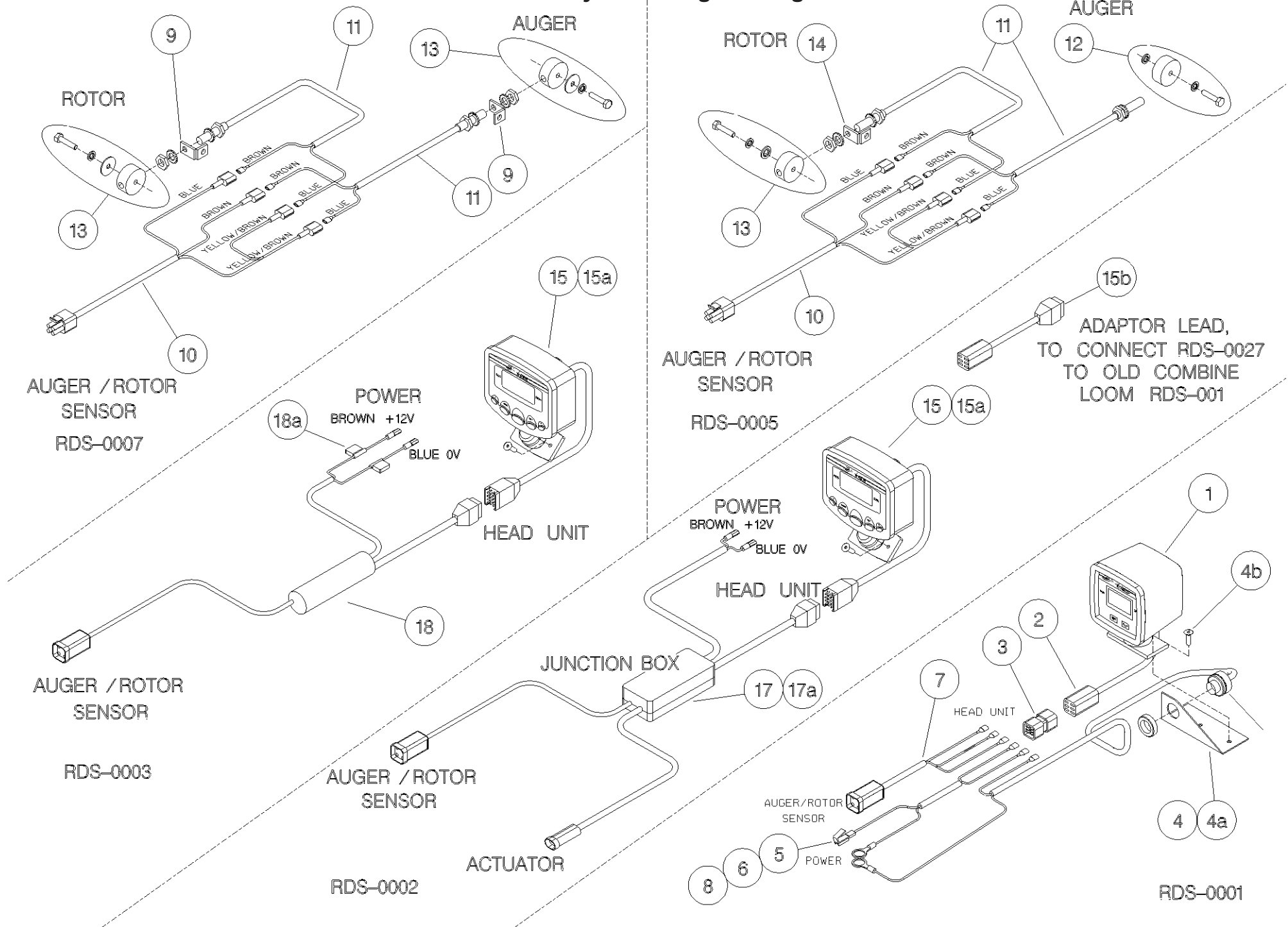
ASSY NUMBER: KIT-01402				ASSY DESCRIPTION: SAFETY DECAL KIT ISO			
ITEM	PART NO	DESCRIPTION	QTY	ITEM	PART NO	DESCRIPTION	QTY
1	TNF-0011	EMBLEM - SAFETY MAINTENANCE	1				
2		OPERATORS MANUAL					
3	TNF-0012	EMBLEM - PTO GUARDS	1				
4		ROTOR/AUGER SPEED					
		PTO CHAIN					
5	210435 01	EMBLEM - FEEDER HOUSE LOCK	1				
6	198847 01	EMBLEM - CLIMBING	1				
7	198846 01	EMBLEM - HIGH PRESSURE OIL	1				
8	210435 01	EMBLEM - HOOD LOCK	1				
9	198845 01	EMBLEM - CROP DEFLECTOR LOCK	1				
10	193393 01	EMBLEM - AUGER	3				
11	193392 01	EMBLEM - MOVING PARTS UNDER	2				
12	800215 01	EMBLEM - CROP DEFLECTOR HAND	2				
13	TNF-0010	EMBLEM - FLYING OBJECTS	2				
14		ROTOR ENTANGLEMENT					



## Shelbourne Reynolds Engineering Limited

ASSY NUMBER: RDS-0001/RDS-0002/RDS-0003 & RDS-0005/RDS-0007				ASSY DESCRIPTION: RDS EQUIPMENT ALL YEARS			
ITEM	PART NO	DESCRIPTION	QTY	ITEM	PART NO	DESCRIPTION	QTY
1	RDS-0010	TACHO HEAD COMPLETE	1	12	RDS-0019	MAGNET	1
1a	RDS-0022	PLASTIC LOCK NUT & BALL	1	12a	HSS-0088	SETSCREW	1
1b	RDS-0024	POD FOOT	1	12b	WSH-0056	SPRING WASHER	1
2	RDS-0011	TACHO HEAD PLUG AND ARMS	1	12c		FIBRE WASHER	2
3	RDS-0012	HARTING CONNECTOR	1	13	RDS-0020	MAGNET CARRIER	1or2
3a		STICKER	1	13a	HSS-0088	SET SCREW	1
4	RDS-0013	AUDIBLE ALARM	1	13b	WSH-0056	SPRING WASHER	1
4a		FIXING BRACKET	1	13c	WSH-1036	PENNY WASHER	1
4b		SELF TAP.SCREWS	2	14	RDS-0021	ROTOR SENSOR BRACKET	1
5	RDS-0014	POWER CONNECTION LEAD	1	15	RDS-0027	TACHO HEAD COMPLETE	1
6	FUS-0022	FUSE (2 AMP BLADE)	1	15a	RDS-0029	TACHO HEAD FIX.ARM KIT	1
7	RDS-0015	COMBINE LEAD	1	15b	RDS-0006	CONNECTOR LEAD (SPARES ONLY)	1
8	RDS-0016	24V-12V CONVERTER KIT (SPARE PART ONLY)	1	16			
9	198323 01	SENSOR BRACKET (SLOTTED)	2	17	RDS-0028	JUNCTION BOX/COMBINE LEAD	1
10	RDS-0017	HEADER LEAD	1	17a	FUS-00026	FUSE (15 AMP BLADE)	1
11	RDS-0018	SHAFT SENSOR C/W FITTINGS	2	18	RDS-0030	COMBINE LEAD (RSD ONLY)	1
11a	RDS-0018A	PLAIN NUT	2	18a	FUS-0022	FUSE (2 AMP BLADE)	1
11b	WSHA20121	SHAKEPROOF WASHER	2				



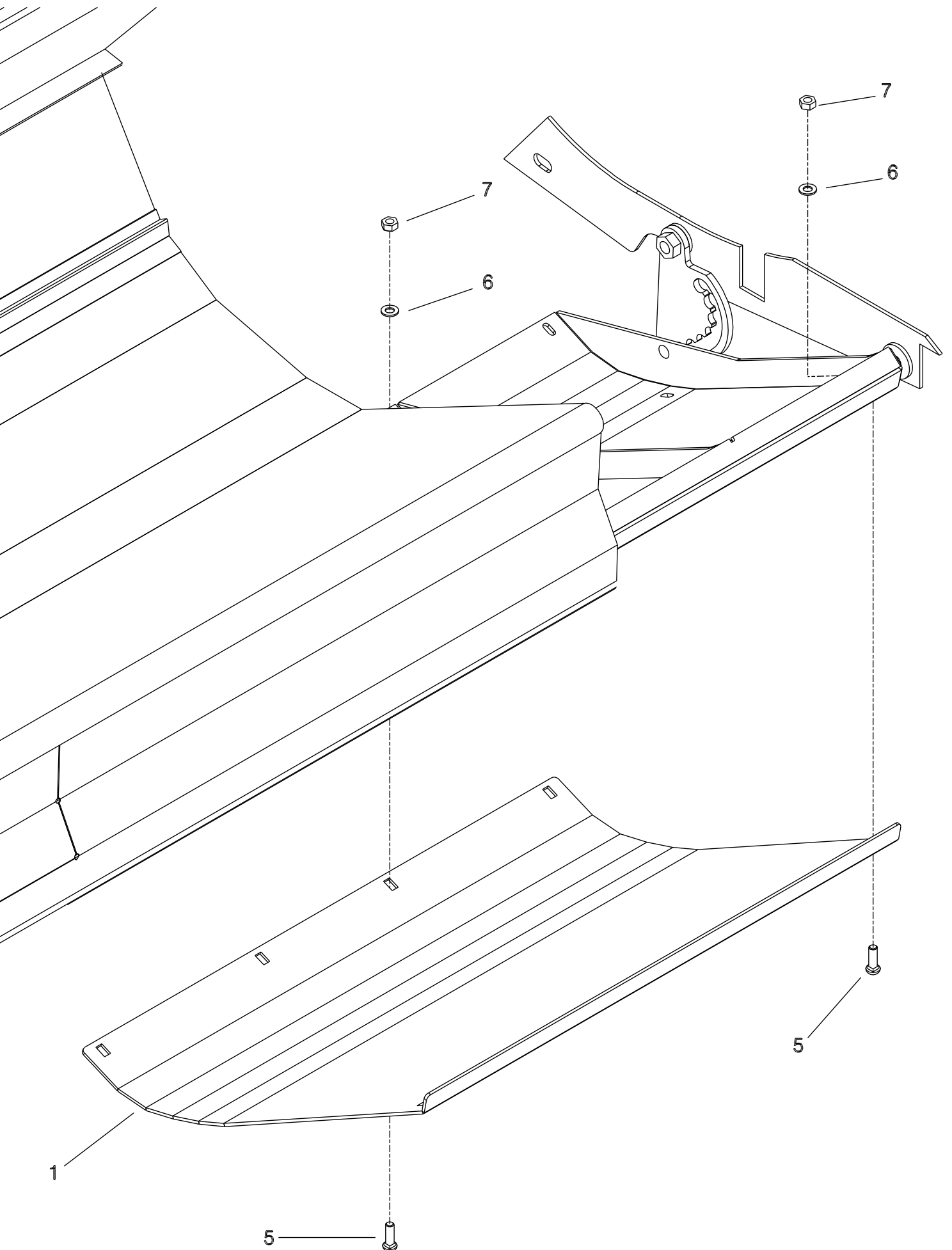




# Kit Options

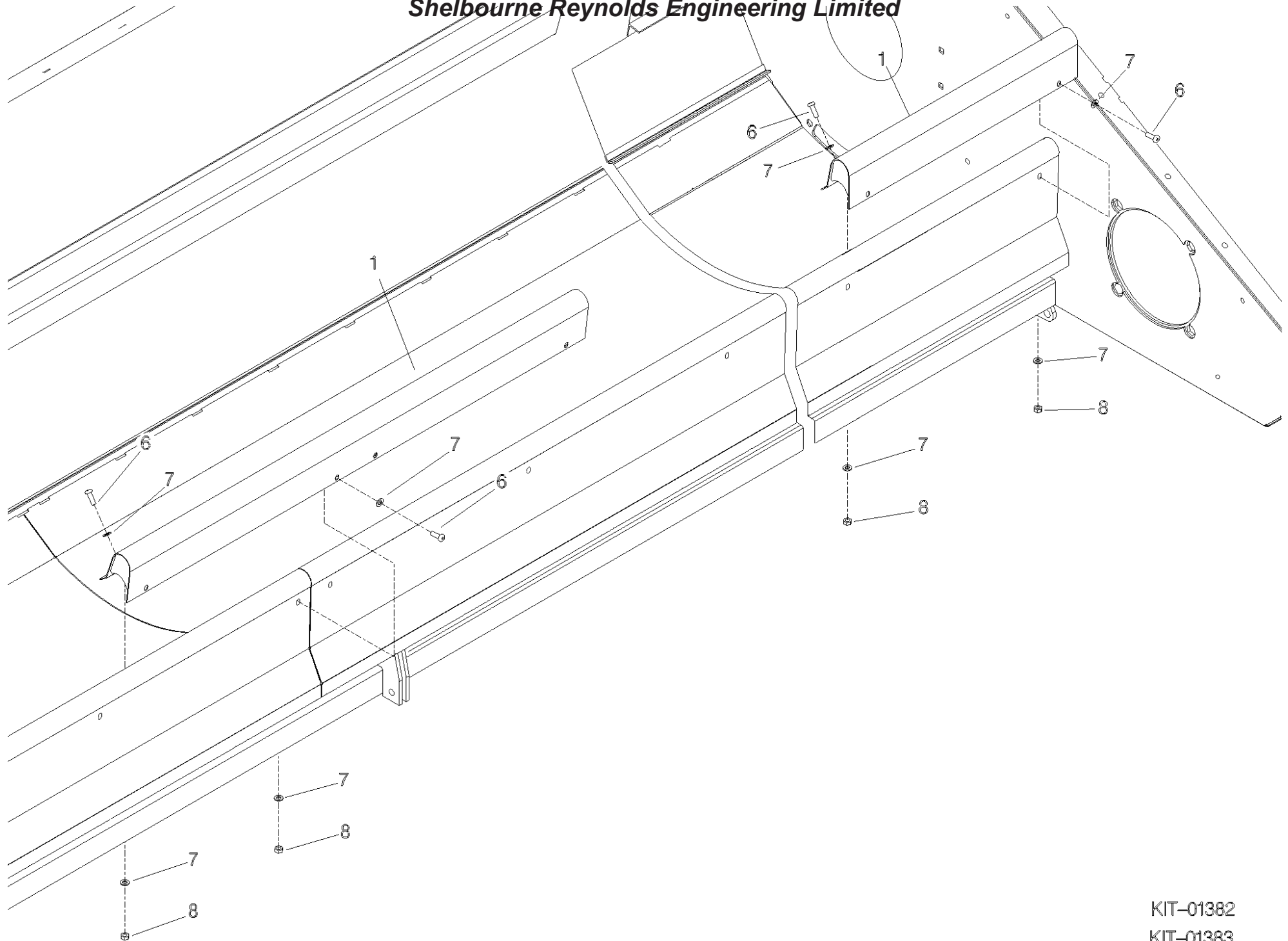
***Shelbourne Reynolds Engineering Limited***

ASSY NUMBER: KIT-01340				ASSY DESCRIPTION: STEEL SKID COVER KIT			
ITEM	PART NO	DESCRIPTION	QTY	ITEM	PART NO	DESCRIPTION	QTY
1	197369 01	STEEL SKID COVER	2				
5	BLT-2700	COACHBOLT	16				
6	WSH-0012	PLAIN WASHER	16				
7	NUT-0263	NYLOC NUT	16				



## Shelbourne Reynolds Engineering Limited

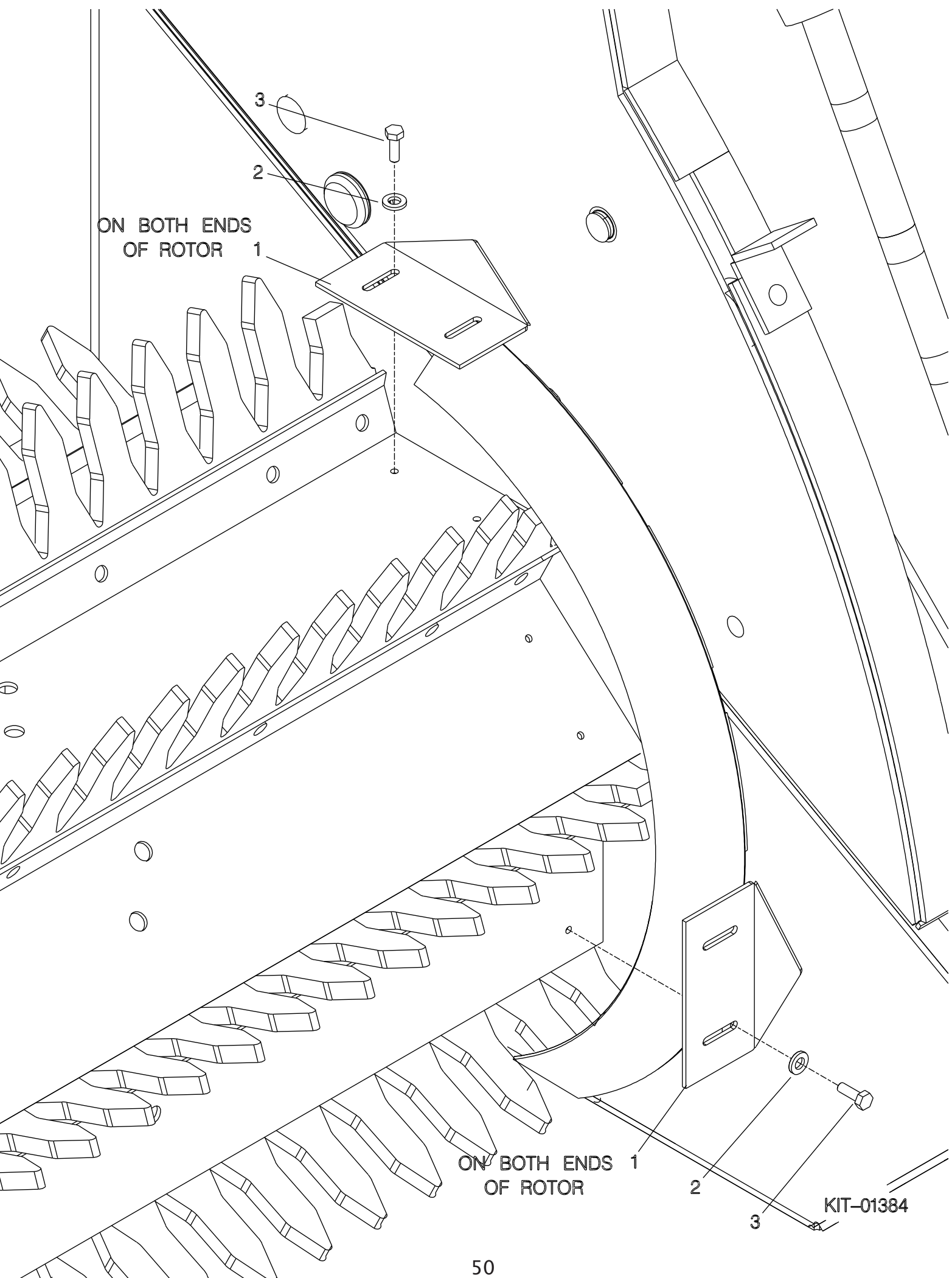
ASSY NUMBER: KIT-01382				ASSY DESCRIPTION: 2009 RSD 1.2mt SPILL PLT EXT KIT			
ITEM	PART NO	DESCRIPTION	QTY	ITEM	PART NO	DESCRIPTION	QTY
1	198215 01	1.2mt SPILL PLT EXT	1				
6	SCW-0525	BUTT HD SCREW	8				
7	WSH-0012	PLAIN WASHER	16				
8	NUT-0263	NYLOC NUT	8				
						FITTING INSTRUCTIONS THIS IS A TWO MAN JOB. ALWAYS WEAR THE APPROPRIATE SAFETY EQUIPMENT. PLACE THE SPILL PLATE EXTENSIONS ONTO THE FRONT OF THE GRAINSTRIPPER. THE HOLES IN THE SPILL PLATES SHOULD LINE UP WITH THOSE IN THE FRONT OF THE GRAINSTRIPPER BOLT TOGETHER LOOSELY. MARK OUT WHERE THE HOLES NEED TO BE DRILLED TO ENABLE YOU TO BOLT THE SPILL PLATES ONTO THE GRAINSTRIPPER PAN. DRILL OUT THE HOLES. BOLT TOGETHER LOOSELY. ONCE ALL THE SPILL PLATES ARE IN PLACE YOU CAN TIGHTEN ALL THE BOLTS.	





***Shelbourne Reynolds Engineering Limited***

ASSY NUMBER: KIT-01384				ASSY DESCRIPTION: ANTI-WRAP PLATE KIT			
ITEM	PART NO	DESCRIPTION	QTY	ITEM	PART NO	DESCRIPTION	QTY
1	192679 01	ANTI-WRAP PLATE	8				
2	WSH-1034	PENNY WASHER	16				
3	SCW-5180	SELF TAP SCREW	16				



KIT-01384