

Shelbourne Header

Rsd 28

PARTS MANUAL



Shelbourne Reynolds Inc.
Colby PO box 607
1250 S Country Club Drive
Colby , Kansas 67701
U.S.A.
Telephone: (785) 462 6299
Fax: (785) 462 6761



INVESTOR IN PEOPLE

Shelbourne Reynolds Engineering Ltd
Stanton
Bury St Edmunds
Suffolk IP31 2AR
England

Telephone: (01359) 250415
Fax: (01359) 250464

(Stores direct (01359) 251231)
(Stores direct (01359) 252031)

ISSUE...11
03.02.2009

visit our website www.shelbourne.com

SHELBOURNE HEADER PARTS MANUAL

MACHINE IDENTIFICATION

Your Shelbourne Header is designed to fit many different types of combine

For this reason the machine number index is broken down into sections for identification. Your serial and machine numbers are listed below:

SHELBOURNE HEADER SERIAL NUMBER

SHELBOURNE HEADER MACHINE NUMBER

ADAPTOR PLATE ASSEMBLY

DRIVE KIT

HYDRAULIC FITTING KIT

KIT OPTION	KIT OPTION	KIT OPTION
KIT OPTION	KIT OPTION	KIT OPTION
KIT OPTION	KIT OPTION	KIT OPTION

ORDERING SPARE PARTS

To ensure that you order the correct part from your SRE dealer please use the following procedure.

ALWAYS QUOTE THE MACHINE AND SERIAL NUMBERS WHEN ORDERING.

Refer to the front page of this parts list section (machine assemblies), listing all the sub assemblies.

Use the following sub assembly numbers and descriptions to find the area of the machine that your part is required, i.e. if you need a part which is fitted to the auger, your part will be in the auger sub assembly parts list.

Having decided which sub-assembly your part should be under, use the number beside that sub-assembly description which will begin with 1960-- -- to find the parts listing of the sub-assembly further on in the manual. The number will be printed in the top left-hand corner; the sub-assemblies are in numerical order.

Having found the correct parts list, you will find the corresponding drawing by either looking at the facing page or progressing through the manual to the next drawing.

The drawings indicate the components by item numbers, which you will find, are repeated in the left-hand side of your parts listing, and therefore referring to the correct part.

LIST OF KIT NUMBERS
FOR 28 Rsd MACHINES

Rsd 28 HEADER

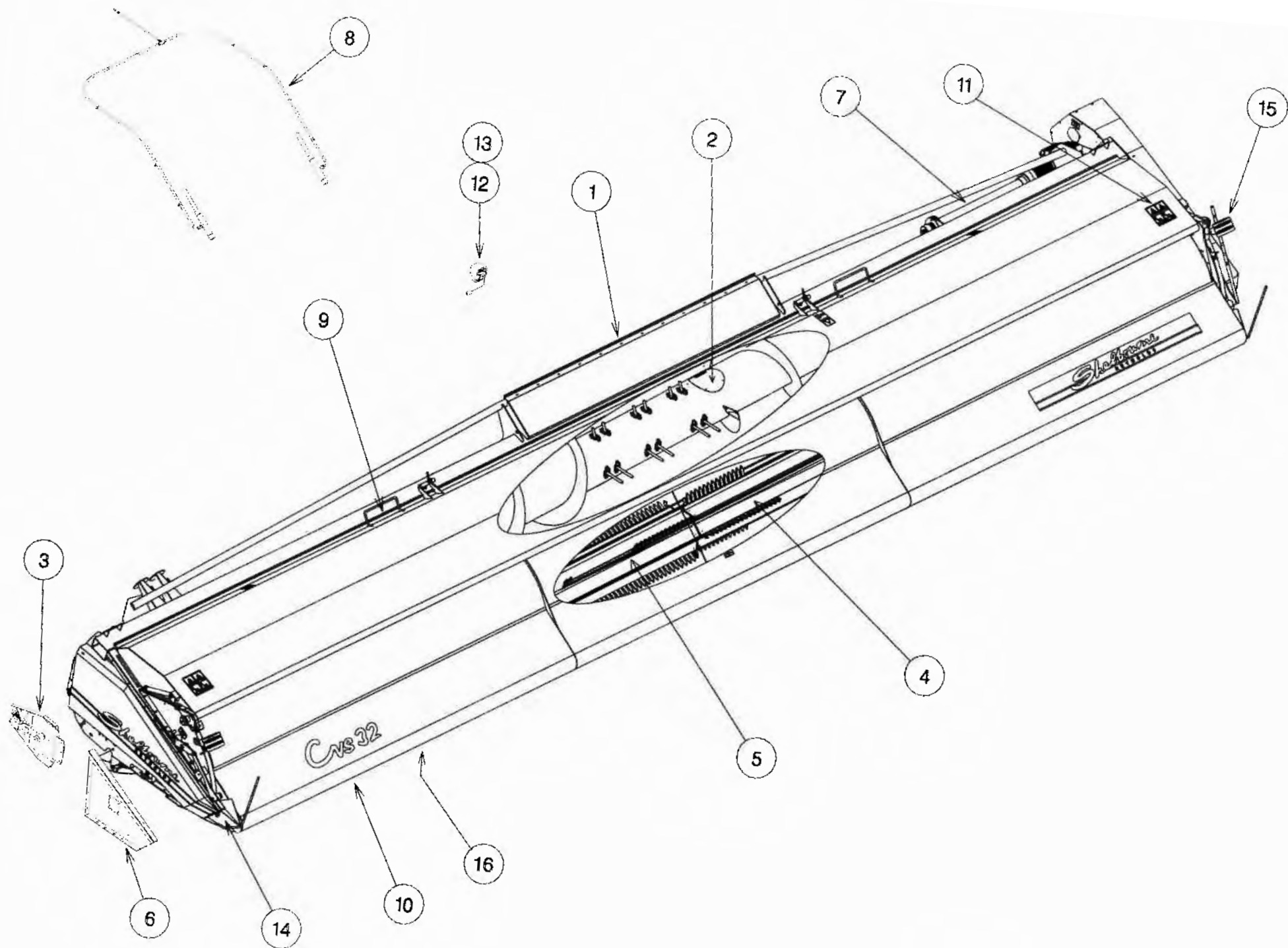
1. 196562 24	Rsd 28 Shelbourne Header
2. 196143 34	Header Lights Sub
3. 196173 04	Stripping Rotor Assembly (RH) 4.2m
4. 196190 34	Auger Assembly
5. 196192 03	Auger Mounting (8 spring/splined) Sub Assembly
6. 196192 14	Auger Mounting (8 spring/splined) Sub Assembly Rvs/Rsd28
7. 196193 14	Hydraulic Circuit Sub
8. 196194 34	Top Door Cowl Assembly
9. 196195 44	Adjustable Crop Deflector Sub Assembly
10. 196198 01	Divider Sub Assembly
11. 196201 03	Emblems And Guards Sub (2004 & on)
12. 196202 03	Rotor Mounting Sub Assembly
13. 196203 24	Frame And Parts Sub
14. 196224 01	Divider Sub Assembly (2003 & on)
15. 196228 04	Stripping Rotor Assembly (LH) 4.2m
16. 196230 14	Input Drive Mounting Sub Assembly
17. 196237 14	Auger Assembly 28' Spiral Paddle
18. GEA-0055	Input Gear Dropbox Assembly
19. KIT-00121	Auger Drive Sprocket / 8 Spring Splined Clutch Assembly
20. KIT-00427	Gearbox Input Shaft Sub
21. KIT-00527	PTO End Guard
22. KIT-00976	Ball Joint Coupling
23. KIT-01310	Universal Belly Wear Plate Kit
24. KIT-01336	Spare Pulley Mounting Bracket Kit
25. RDS-0001	Tacho Kit (2003 & on)
26. RDS-0002	Tacho Kit (2003 & on)
27. RDS-0005	Tacho Kit (2003 & on)

KIT OPTION

28. KIT-01281	Roller Kit
29. KIT-01286	180' Flight Extension Kit (Hard)
30. KIT-01316	Spill Plate Extension Kit

Shelbourne Reynolds Engineering Limited

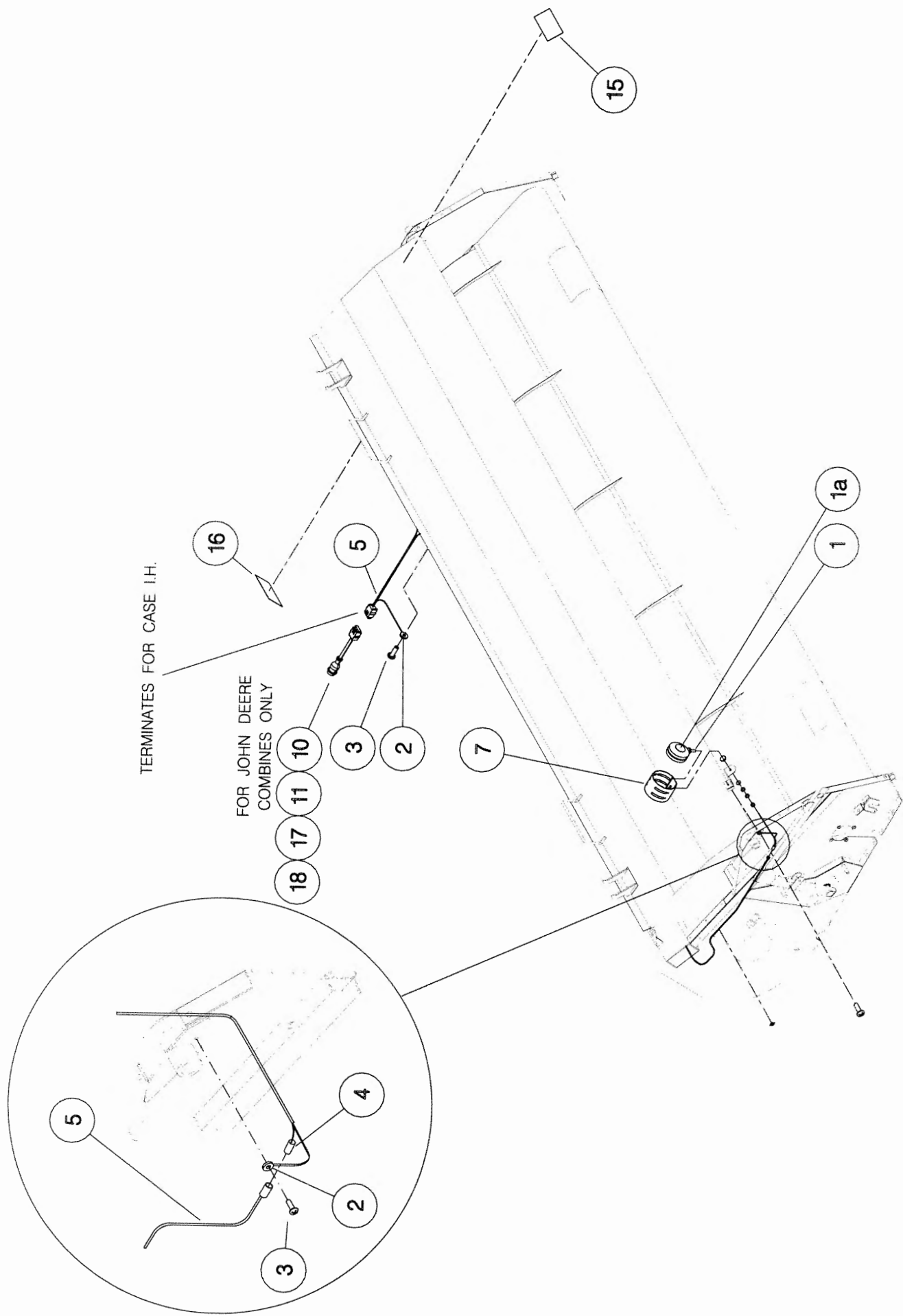
ASSY NUMBER: 196562 24				ASSY DESCRIPTION: Rsd 28 SHELBOURNE HEADER			
ITEM	PART NO	DESCRIPTION	QTY	ITEM	PART NO	DESCRIPTION	QTY
1	196203 24	FRAME & PARTS	1				
2	196237 14	AUGER ASSY (2007 & ON)	1				
OR	196190 34	AUGER ASSY (UP TO 2007)	1				
3	196192 14	AUGER MTG SUB (2005 & ON)	1				
OR	196192 03	AUGER MTG SUB (UP TO 2005)	1				
4	196228 04	STRIPPING ROTOR ASSY 4.2 LH	1				
5	196173 04	STRIPPING ROTOR ASSY 4.2 RH	1				
6	196202 03	ROTOR MTG SUB	1				
7	196230 14	INPUT/DRIVE MTG SUB ASSY	1				
8	196193 14	HYDRAULICS	1				
9	196194 34	TOP DOOR COWL SUB ASSY	1				
10	196195 44	ADJ CROP DEFLECTOR SUB	1				
11	196201 03	EMBLEMS & GUARDS	1				
12	RDS-0005	HEAD' MON' KIT (2006 & ON)	1				
13	RDS-0002	COMBINE MON' KIT(2006 & ON)	1				
14	196198 01	DIVIDER SUB (2006 & ON)	1				
OR	196224 01	DIVIDER SUB (UP TO 2006)	1				
15	196143 34	HEADER LIGHTS SUB(USA ONLY)	1				
16	KIT-01310	BELLY PAN WEAR KIT	1				



196557, 196559, 196562 & 196564

Shelbourne Reynolds Engineering Limited

ASSY NUMBER:		ASSY DESCRIPTION: Cvs28 HEADER LIGHTS SUB					
ITEM	PART NO	DESCRIPTION	QTY	ITEM	PART NO	DESCRIPTION	QTY
1	LMP-10501	INDICATOR LIGHT ASSY	2				
1a	BLB-0075	BULB	2				
2	ETM-00440	LOOP TERMINAL	2				
3	SCW-5180	SELF TAP SCREW	3				
4	ETM-00560	MALE BULLET TERM.	2				
5	193515 11	WIRE LOOM & PLUG ASSY	1				
6							
7	193567 01	INDICATOR GUARD	2				
8							
9							
10	193516 01	LOOM & PLUG ASSY (JD ONLY) (PRE 50 SERIES)	1				
11	195207 01	LOOM & PLUGS ASSY (JD ONLY) (50 SERIES ONWARDS)	1				
12							
13							
14							
15	TPE-00250	REFLECTIVE TAPE - AMBER					
15	TPE-00250	REFLECTIVE TAPE - AMBER					
16	TPE-00251	REFLECTIVE TAPE - RED					
16	TPE-00251	REFLECTIVE TAPE - RED					
17	197040 01	LOOM & PLUG ASSY (CIH ONLY) (8010 SERIES)	1				
18	197147 01	LOOM & PLUG ASSY (NH ONLY) (CX/CR SERIES)	1				

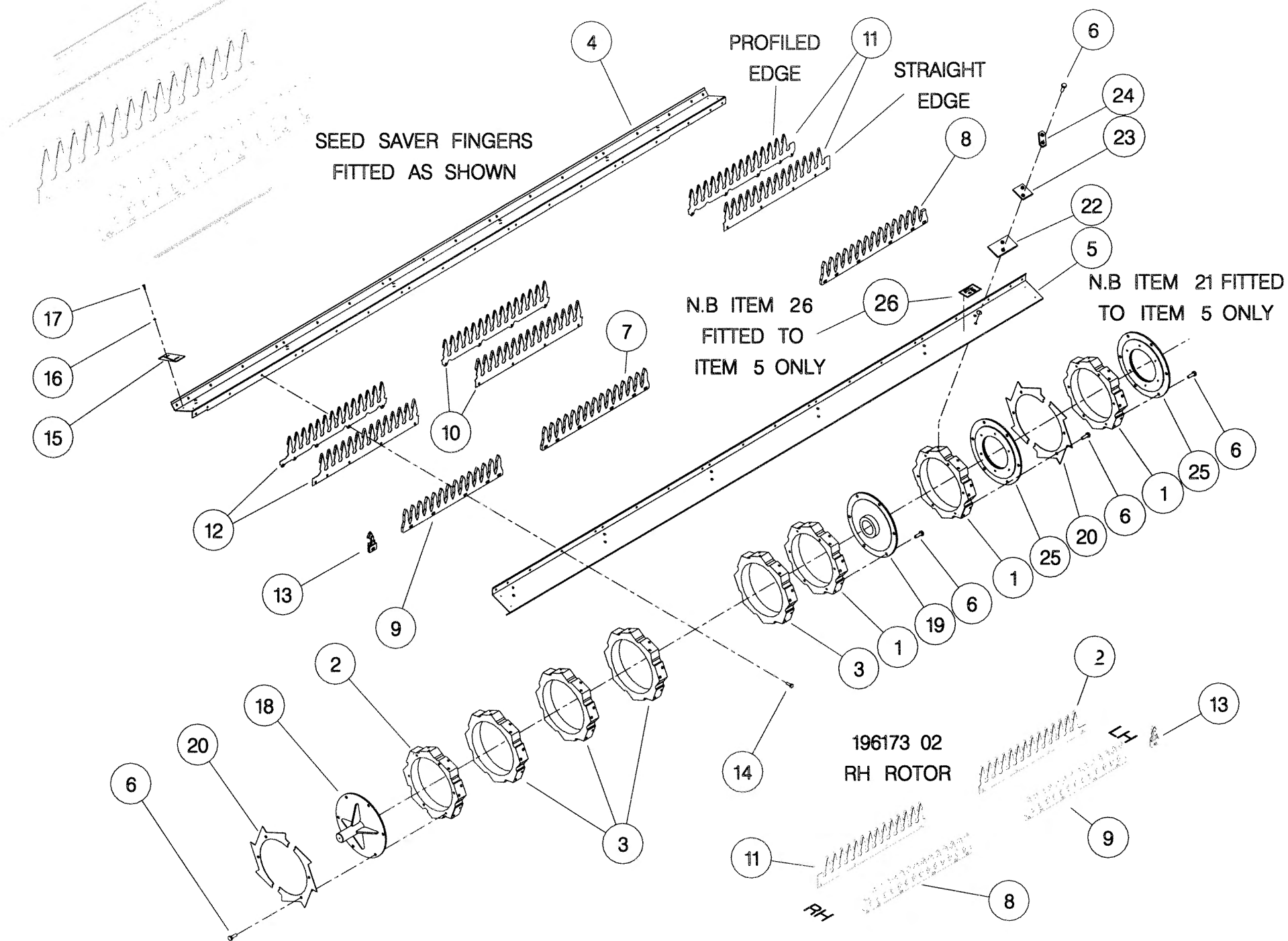


Shelbourne Reynolds Engineering Limited

ASSY NUMBER: 196173 04				ASSY DESCRIPTION:STRIPPING ROTOR ASSY (R/H) 4.2m			
ITEM	PART NO	DESCRIPTION	QTY	ITEM	PART NO	DESCRIPTION	QTY
1	192892 01	OUTER HUB CASTING L.H.	1				
2	192892 02	OUTER HUB CASTING R.H.	1				
3	192892 03	INNER HUB CASTING	6				
4	192890 04	ROTOR SECTION 4.2M	7				
5	193117 04	ROTOR SECTION 4.2M(HOLE)	1				
6	HSSG10204	SET SCREW	128				
7	193558 01	STANDARD ELEMENT	40				
8	193558 02	END HOLE ELEMENT	8				
9	193558 03	CENTRE END HOLE ELEMENT	8				
10	197717 01	SEED SAVER CTR (PROFILED EDGE)	40				
OR	193780 01	SEED SAVER STR (STRAIGHT EDGE)	40				
11	197719 02	SEED SAVER RH END (PROFILED EDGE)	8				
OR	193782 02	SEED SAVER RH END (STRAIGHT EDGE)	8				
12	197718 01	SEED SAVER RH CTR (PROFILED EDGE)	8				
OR	193781 01	SEED SAVER RH CTR (STRAIGHT EDGE)	8				
13	194109 02	CTR FINGER RH	8				
14	HSSF08174	SET SCREW	240				
15	192679 01	ANTI WRAP PLATE	8				
16	WSH-1034	PENNY WASHER	16				
17	SCW-5180	SELF TAP.SCREW	16				
18	192899 01	IDLE SHAFT W/A	1				
19	KIT-00976	BALL COUPLING KIT	1				
20	192959 01	OUTER CLAMP RING	4				
21	BPG-00200	BODY PLUG	1				
22	193118 01	BALANCE WEIGHT	6				
23	193118 02	BALANCE WEIGHT	2				
24	193382 01	BALANCE WEIGHT	1				

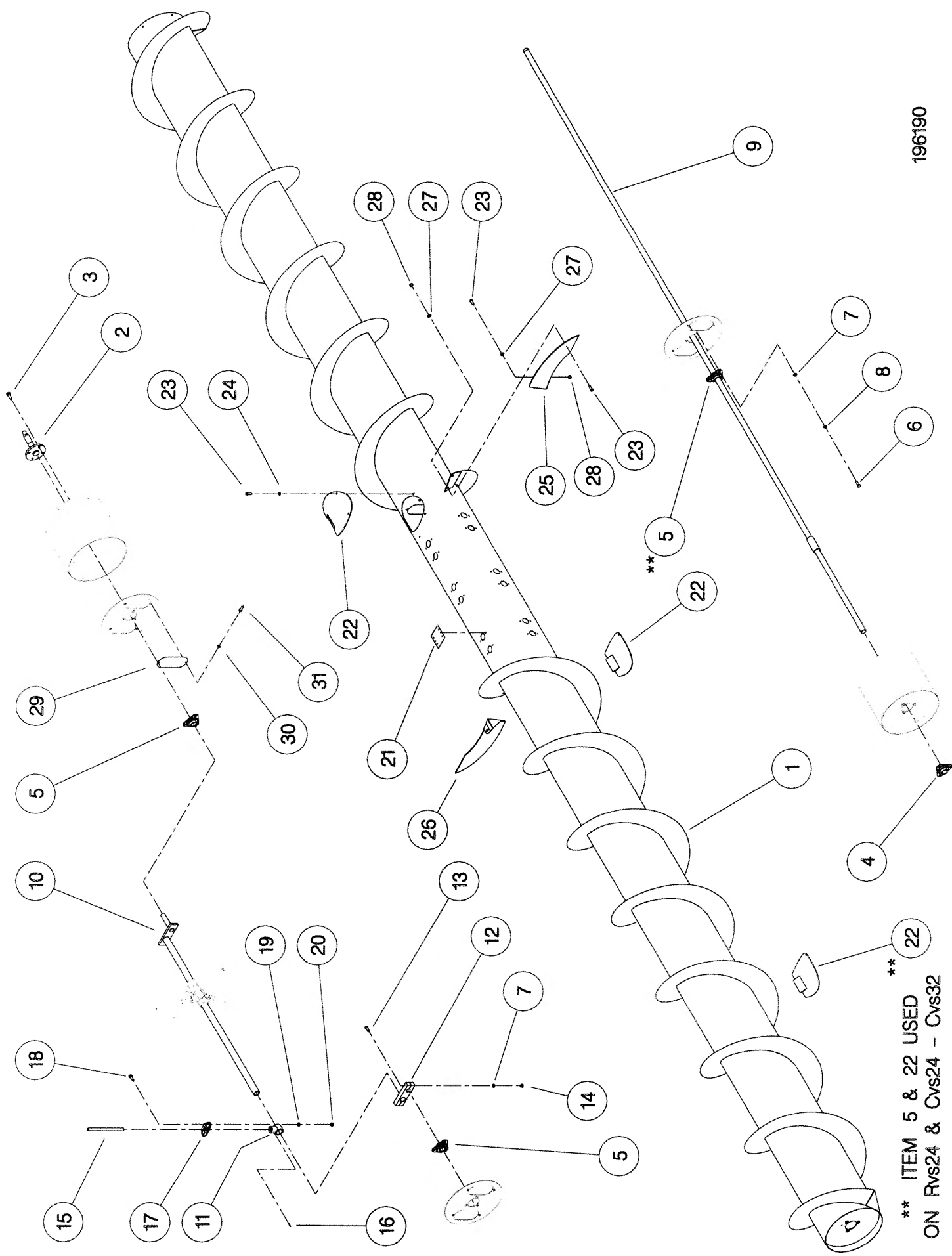
NOTE.
ITEMS 10, 11 AND 12.
BOTH TYPES OF SEED SAVERS ARE
INTERCHANGEABLE BUT FOR
BALANCE REASONS IF MIXING
TYPES ON A ROTOR FIT AS
OPPOSITE PAIRS.

NOTE.
ITEMS 11 AND 12 ARE CORRECT
PARTS WHEN FINGERS SET WITH
FLANGES UP - IE. AGGRESSIVE.
SEE LH ROTOR ASSY PARTS WHEN
FLANGES ARE REQUIRED DOWN.



Shelbourne Reynolds Engineering Limited

ASSY NUMBER: 196190 34				ASSY DESCRIPTION: AUGER ASSY Rvs28			
ITEM	PART NO	DESCRIPTION	QTY	ITEM	PART NO	DESCRIPTION	QTY
1	195436 01	AUGER WELD ASSY.	1	25	195143 01	AUGER FLIGHT EXTENSION LH	1
2	195848 01	AUGER DRIVE SHAFT(2003 ON)	1	26	195143 02	AUGER FLIGHT EXTENSION RH	1
OR	195424 01	AUGER DRIVE SHAFT(PRE 2003)	1	27	WSH-0012	PLAIN WASHER	8
3	HSSF12204	SET SCREW	4	28	NUT-0263	NYLOC NUT	10
4	BRG-2020	BEARING	1	OR	NUT-0263	NYLOC NUT	4
5	BRG-0240	BEARING	3	29			
6	HSS-0191	SET SCREW	12	30			
7	WSH-0015	PLAIN WASHER	16	31			
8	WSH-0061	SPRING WASHER	12				
9	192363 16	AUGER SHAFT	1				
10	200331 05	AUGER CRANK	1				
11	AUG-02500	FINGER HOLDER	24				
12	200329 02	AUGER CLAMP	1				
13	SCCA10412	CAP HD SKT SCREW	4				
14	NUT-0265	NYLOC NUT	4				
15	200332 02	HARDENED FINGER					
		(16 FINGERS OPTION)	16				
OR		(20 FINGERS OPTION)	20				
OR		(24 FINGERS OPTION)	24				
16	AUG-03000	HAIRPIN COTTER					
		(16 FINGERS OPTION)	16				
OR		(20 FINGERS OPTION)	20				
OR		(24 FINGERS OPTION)	24				
17	AUG-00500	AUGER FINGER GUIDE					
		(16 FINGERS OPTION)	16				
OR		(20 FINGERS OPTION)	20				
OR		(24 FINGERS OPTION)	24				
18	HSS-0086	SET SCREW	48				
19	WSH-0009	PLAIN WASHER	48				
20	NUT-0260	NYLOC NUT	48				
21	190735 01	BLANKING PLATE					
		(16 FINGERS OPTION)	8				
OR		(20 FINGERS OPTION)	4				
OR		(24 FINGERS OPTION)	0				
22	194472 01	INSPECTION COVER	3				
23	SCBA08172	BUT. SCKT HD SCREW	16				
24	WSH-0058	SPRING WASHER	6				
OR	WSH-0058	SPRING WASHER	12				



Shelbourne Reynolds Engineering Limited

ASSY NUMBER: 196192 03				ASSY DESCRIPTION: AUGER MTG (8 SPRING/SPLINED) SUB ASSY			
ITEM	PART NO	DESCRIPTION	QTY	ITEM	PART NO	DESCRIPTION	QTY
1	195430 01	ADJUSTER PLATE LH	1	38	190119 82	WASHER	1
2	BRG-23520	BEARING	1	39	190119 47	WASHER	1
3	BLT-3745	COACH BOLT	3	40	WSH-0024	PLAIN WASHER	4
4	WSH-0015	PLAIN WASHER	9	41	195889 01	SECURING BLOCK (UPTO 2003)	1
5	NUT-0265	NYLOC NUT	9				
6	200405 01	ADJUSTER	2				
7	200499 01	SPACER	2				
8	BLTA12350	BOLT	2				
9	190119 26	WASHER	2				
10	NUT-0269	NYLOC NUT	4				
11	NUT-0170	NUT	4				
12	WSH-0018	PLAIN WASHER	7				
13	HSS-0330	SET SCREW	4				
14	NUT-0180	PLAIN NUT	8				
15	200407 01	SUPPORT PLATE	2				
16	200408 01	OVERLAP PLATE	2				
17	BLT-3750	COACH BOLT	6				
18							
19							
20	KIT-00121	AUGER SLIP CLUTCH (SEE PARTS LIST KIT-00121)	1				
21	WSH-0030	PLAIN WASHER	1				
22	NUT-0580	CASTLE NUT	1				
23	PIN-1150	SPLIT PIN	1				
24	200402 01	ADJUSTER PLATE RH	1				
25	K0807060	KEY	1				
26	200120 03	FINGER ADJUSTER	1				
27	SCW-4540	GRUB SCREW	2				
28	HSS-0241	SET SCREW	1				
29	191774 01	PLATE (UPTO 2003)	1				
30	131041 01	SPROCKET IDLER	2				
31	BRG-1995	BEARING	2				
32	CIR-0470	CIRCLIP	2				
33	190060 06	IDLER SPINDLE	2				
34	191777 01	IDLER ADJ.SCREW	1				
35	191040 01	IDLER SPACER	2				
36	WSH-0070	SPRING WASHER	1				
37	190119 95	WASHER	6				

Shelbourne Reynolds Engineering Limited

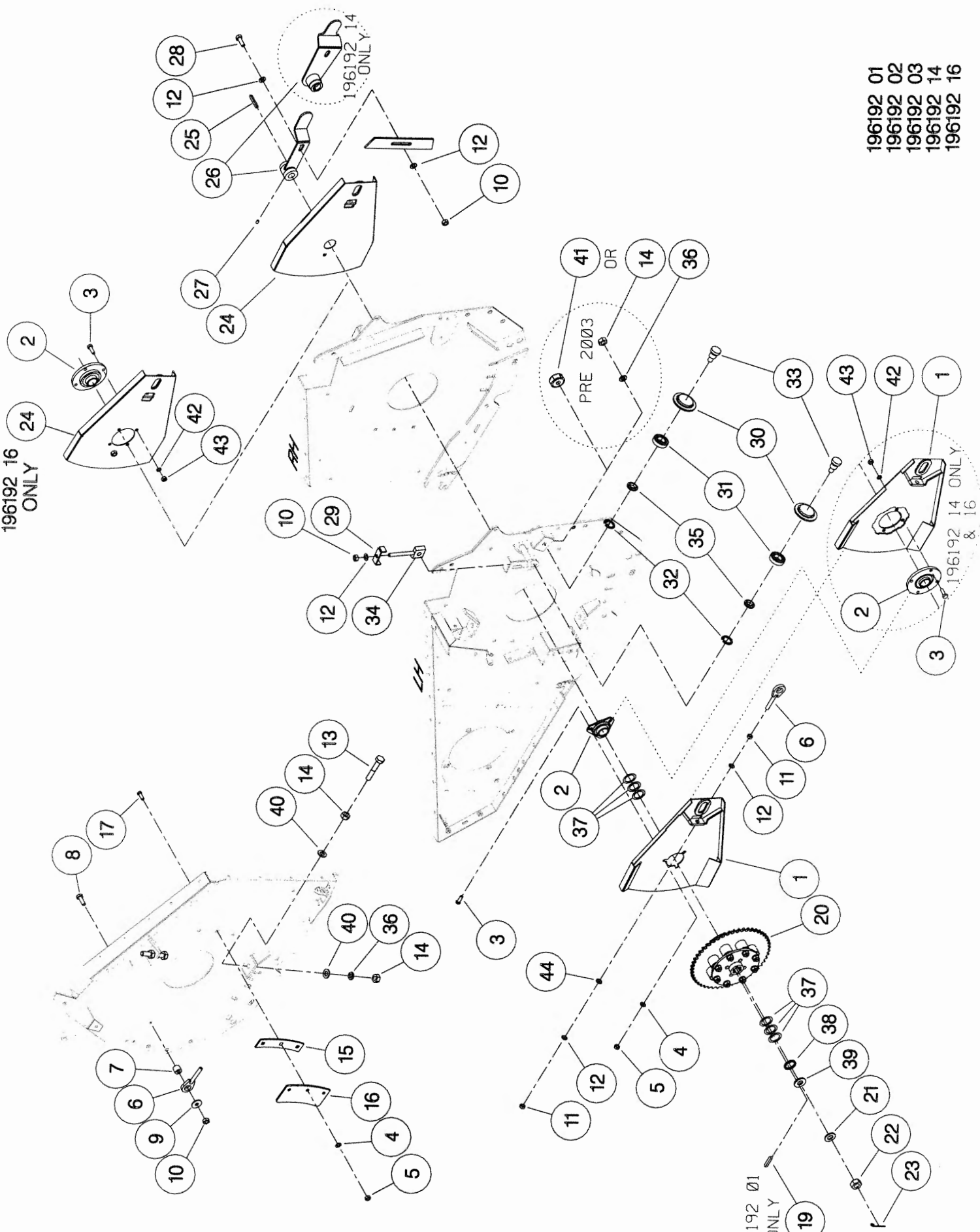
ASSY NUMBER: 196192 14				ASSY DESCRIPTION: AUGER MTG(8 SPR/SPL.) SUB ASSY RVS/RSD28			
ITEM	PART NO	DESCRIPTION	QTY	ITEM	PART NO	DESCRIPTION	QTY
1	197342 01	ADJUSTER PLATE LH	1	38	190119 82	WASHER	1
2	BRG-23560	BEARING	1	39	190119 47	WASHER	1
3	HSS-0191	SETSCREW	4	40	WSH-0024	PLAIN WASHER	4
4	WSH-0015	PLAIN WASHER	6	41			
5	NUT-0265	NYLOC NUT	6	42	WSH-0061	SPRING WASHER	4
6	200405 01	ADJUSTER	2	43	NUT-0167	NUT	4
7	200499 01	SPACER	2	44	WSH-0065	SPRING WASHER	2
8	BLTA12350	BOLT	2				
9	190119 26	WASHER	2				
10	NUT-0269	NYLOC NUT	4				
11	NUT-0170	NUT	4				
12	WSH-0018	PLAIN WASHER	7				
13	HSS-0330	SET SCREW	4				
14	NUT-0180	PLAIN NUT	8				
15	200407 01	SUPPORT PLATE	2				
16	200408 01	OVERLAP PLATE	2				
17	BLT-3750	COACH BOLT	6				
18							
19							
20	KIT-00121	AUGER SLIP CLUTCH (SEE PARTS LIST KIT-00121)	1				
21	WSH-0030	PLAIN WASHER	1				
22	NUT-0580	CASTLE NUT	1				
23	PIN-1150	SPLIT PIN	1				
24	197355 01	ADJUSTER PLATE RH	1				
25	K0807060	KEY	1				
26	197356 01	FINGER ADJUSTER	1				
27	SCW-4540	GRUB SCREW	2				
28	HSS-0241	SET SCREW	1				
29	191774 01	PLATE (UPTO 2003)	1				
30	131041 01	SPROCKET IDLER	2				
31	BRG-1995	BEARING	2				
32	CIR-0470	CIRCLIP	2				
33	190060 06	IDLER SPINDLE	2				
34	191777 01	IDLER ADJ.SCREW	1				
35	191040 01	IDLER SPACER	2				
36	WSH-0070	SPRING WASHER	5				
37	190119 95	WASHER	6				

196192 16
ONLY

196192 01
196192 02
196192 03
196192 14
196192 16

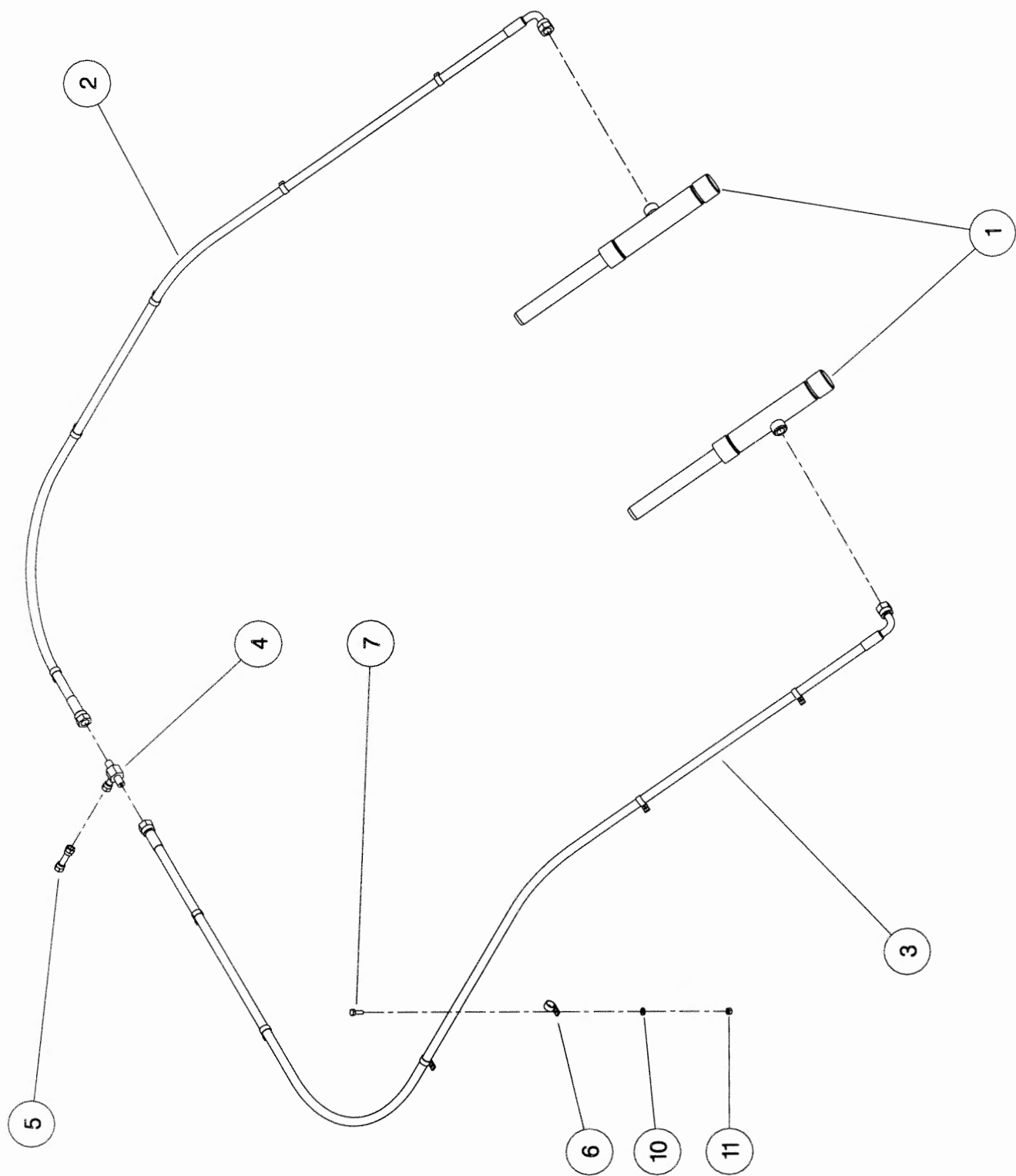
196192 01
ONLY

196192 14 ONLY
& 16



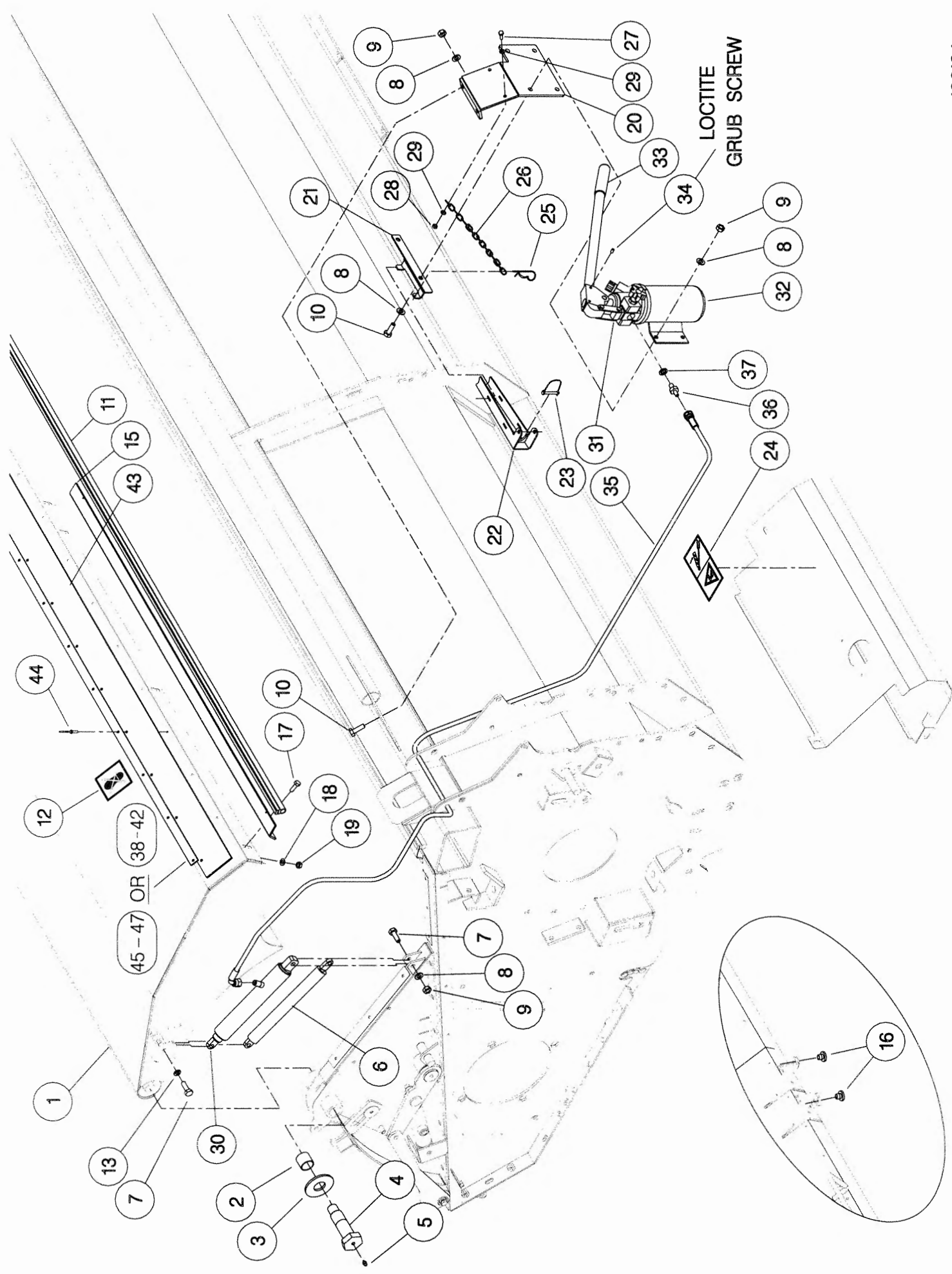
Shelbourne Reynolds Engineering Limited

ASSY NUMBER:		196193 14	ASSY DESCRIPTION: HYDRAULIC CIRCUIT SUB Cvs28				
ITEM	PART NO	DESCRIPTION	QTY	ITEM	PART NO	DESCRIPTION	QTY
1	REF	HYDRAULIC RAM	2				
2	HHBC38410	HYDRAULIC HOSE LH	1				
3	HHBC70510	HYDRAULIC HOSE RH	1				
4	HPPD07100	HYD.TEE FITTING	1				
5	FIT-0213	HYD.BULKHEAD FITT	1				
6	CLP-01012	P CLIP	8				
7	SCW-4960	BUTT.SCK.HD SCREW	4				
8							
9							
10	WSH-0009	PLAIN WASHER	4				
11	NUT-0260	NYLOC NUT	4				



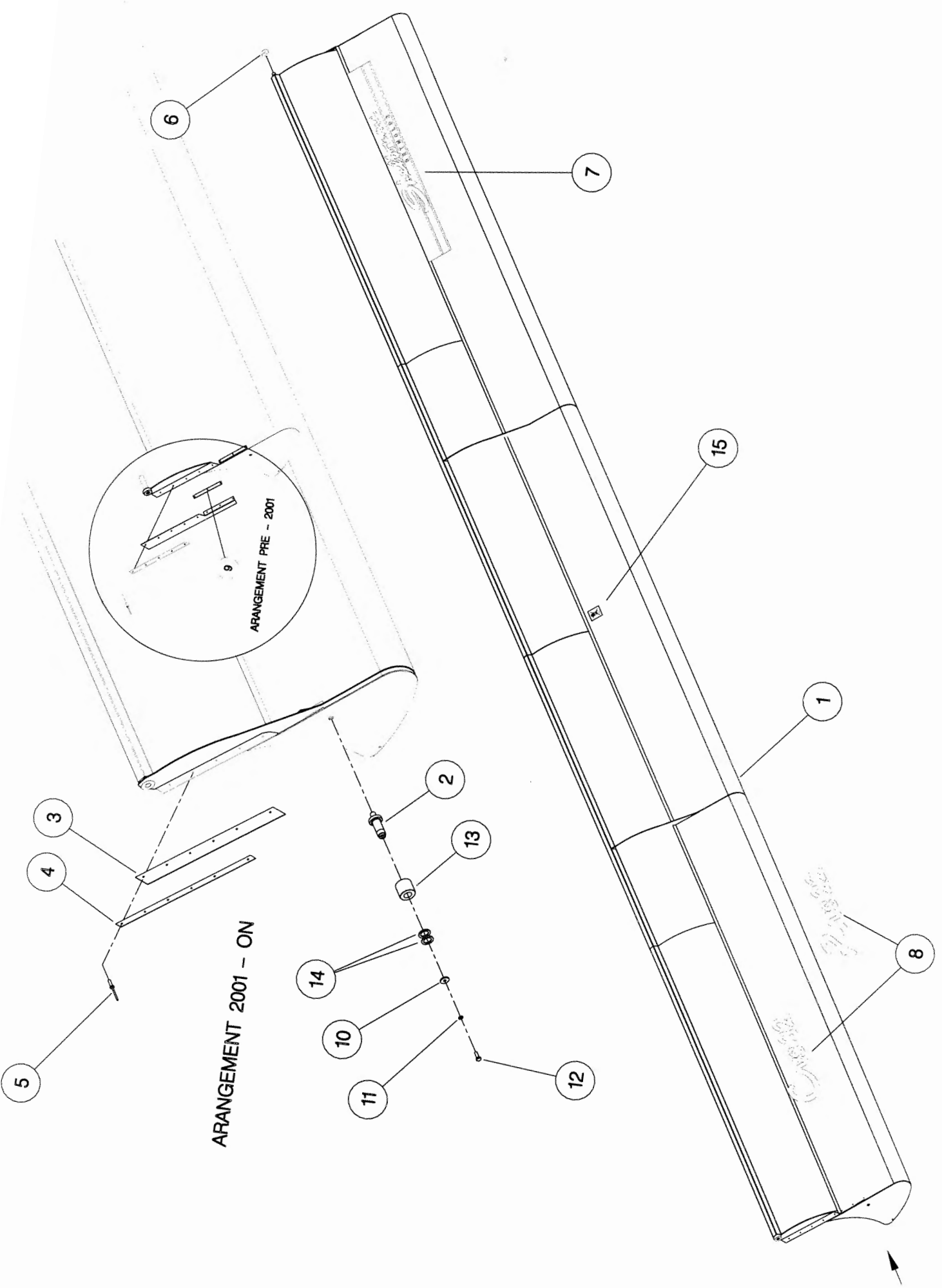
Shelbourne Reynolds Engineering Limited

ASSY NUMBER: 196194 34				ASSY DESCRIPTION: TOP DOOR COWL ASSY Rvs28			
ITEM	PART NO	DESCRIPTION	QTY	ITEM	PART NO	DESCRIPTION	QTY
1	197302 32	COWL ASSY (2009 ON)	1	33	JAC-00230	JACK HANDLE (2007 & ON)	1
OR	197302 26	COWL ASSY (2005-09)	1	34	SCW-4530	GRUB SCREW (2007&ON)	1
OR	194924 26	COWL ASSY (UPTO 2004	1	35	HHCC11505	HYD HOSE (2007&ON)	1
2	BSH-3030	BUSH	2	36	HAPAA0305	HYD REST (2007&ON)	1
3	192813 01	LARGE WASHER	2	37	WSH-1010	DOWTY WASHER (2007&ON)	1
4	192812 01	COWL PIN	2	38	197615 02	CLAMP STRIP (END) (2007&08)	2
5	NIP-0001	GREASE ZERK (UPTO 2009)	2	39	197615 10	CLAMP STRIP (HANDL) (2007&08)	2
6	GSTA14406	GAS STRUTT (UPTO 2007)	2	40	197615 11	CLAMP STRIP (INNER) (2007&08)	2
7	BLTA10290	BOLT	2	41	197615 13	CLAMP STRIP (SMALL) (2007&08)	2
8	WSH-0015	WASHER (2007&ON)	14	42	197615 08	CLAMP STRIP (CENTR) (2007&08)	2
OR	WSH-0015	WASHER (UPTO 2007)	2	43	198066 07	SEALING STRIP (28') (2009&ON)	1
9	NUT-0265	NUT (2007 & ON)	8	OR	197602 05	SEALING STRIP (28') (2007&08)	1
OR	NUT-0265	NUT (UPTO 2007)	2	44	POP-0006	POP RIVETS (2009 & ON)	43
10	HSS-0194	SETSCREW (2007 &ON)	6	OR	POP-0006	POP RIVETS (2007 & 2008)	68
11	EDS-11684	SEAL STRIP (UPTO 2007)	1	45	198067 01	CLAMP STRIP (1322mm) (2009&ON)	1
12	192718 01	TRANSFER	2	46	198067 02	CLAMP STRIP (1194mm) (2009&ON)	5
13	WSH-0061	SPRING WASHER	1	47	198067 03	CLAMP STRIP (1122mm) (2009&ON)	1
14	197289 01	SEAL CLAMP PLT (UPTO 2007)	2				
15	197289 02	SEAL CLAMP PLT (UPTO 2007)	6				
16	197810 01	BUMP STOP	4				
17	HSS-0140	SETSCREW (UPTO 2007)	22				
18	WSH-1038	WASHER (UPTO 2007)	22				
19	NUT-0263	NYLOC NUT (UPTO 2007)	22				
20	197607 01	HAND PUMP BRKT (2007 & ON)	1				
21	197606 01	STORAGE BRKT (2007 & ON)	1				
22	197605 01	RAM STOP (2007 & ON)	1				
23	PIN-1720	SPRING D PIN (2007 & ON)	1				
24	210435 01	TRANSFER (RAM STOP) (2007&ON)	1				
25	RCL-0015	R CLIP (2007 & ON)	1				
26	CHN-0145	CHAIN (2007 & ON)	0.17				
27	HSS-0086	SETSCREW (2007 & ON)	1				
28	NUT-0260	NYLOC NUT (2007 & ON)	1				
29	WSH-0009	PLAIN WASHER (2007 &ON)	2				
30	197601 01	HYD CYLINDER (2007 & ON)	1				
30a	RMSK00030	RAM SEAL KIT					
31	JAC-00226	HYD HAND PUMP (2007 & ON)	1				
32	JAC-00221	HYD RESERVOIR (2007 & ON)	1				



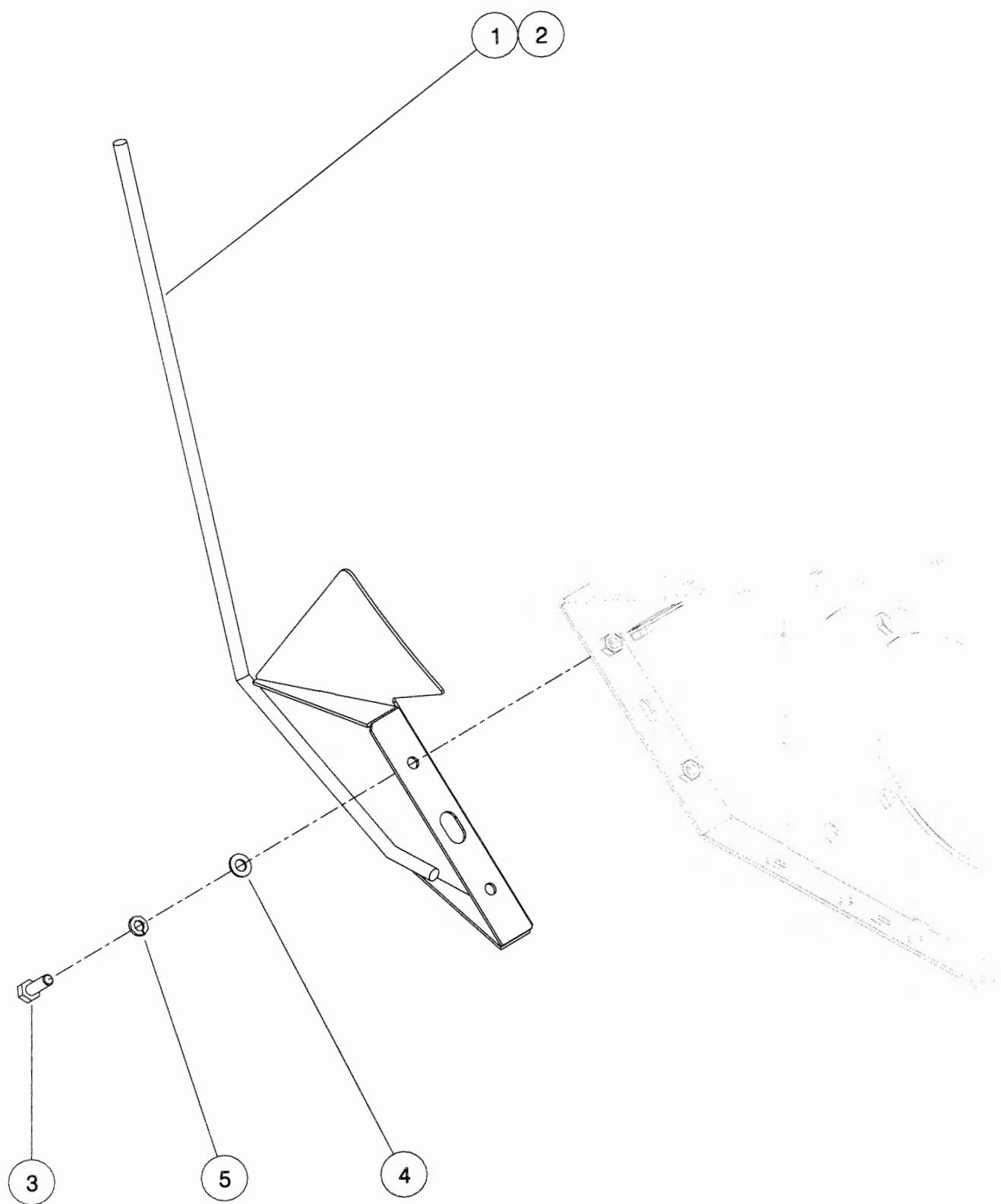
Shelbourne Reynolds Engineering Limited

ASSY NUMBER:		196195 44	ASSY DESCRIPTION: ADJ.CROP DEFLECTOR SUB ASSY Rsd28				
ITEM	PART NO	DESCRIPTION	QTY	ITEM	PART NO	DESCRIPTION	QTY
1	194898 19	ADJ.CROP DEFLECTOR	1				
2	195379 01	SPINDLE	2				
3	195432 01	SEAL STRIP	2				
4	195433 01	CLAMP STRIP	2				
5	POP-0006	POP RIVET	12				
6	191642 01	ROLLER	2				
7	191981 01	EMBLEM(SHELBOURNE REYNOLDS)	1				
8	197136 06	EMBLEM(Rsd28)	1				
9							
10	190119 08	PLAIN WASHER	2				
11	WSH-0058	SPRING WASHER	2				
12	HSS-0140	SETSCREW	2				
13	192688 01	NYLON ROLLER	2				
14	190119 20	WASHER	4				
15	192718 01	TRANSFER	1				



Shelbourne Reynolds Engineering Limited

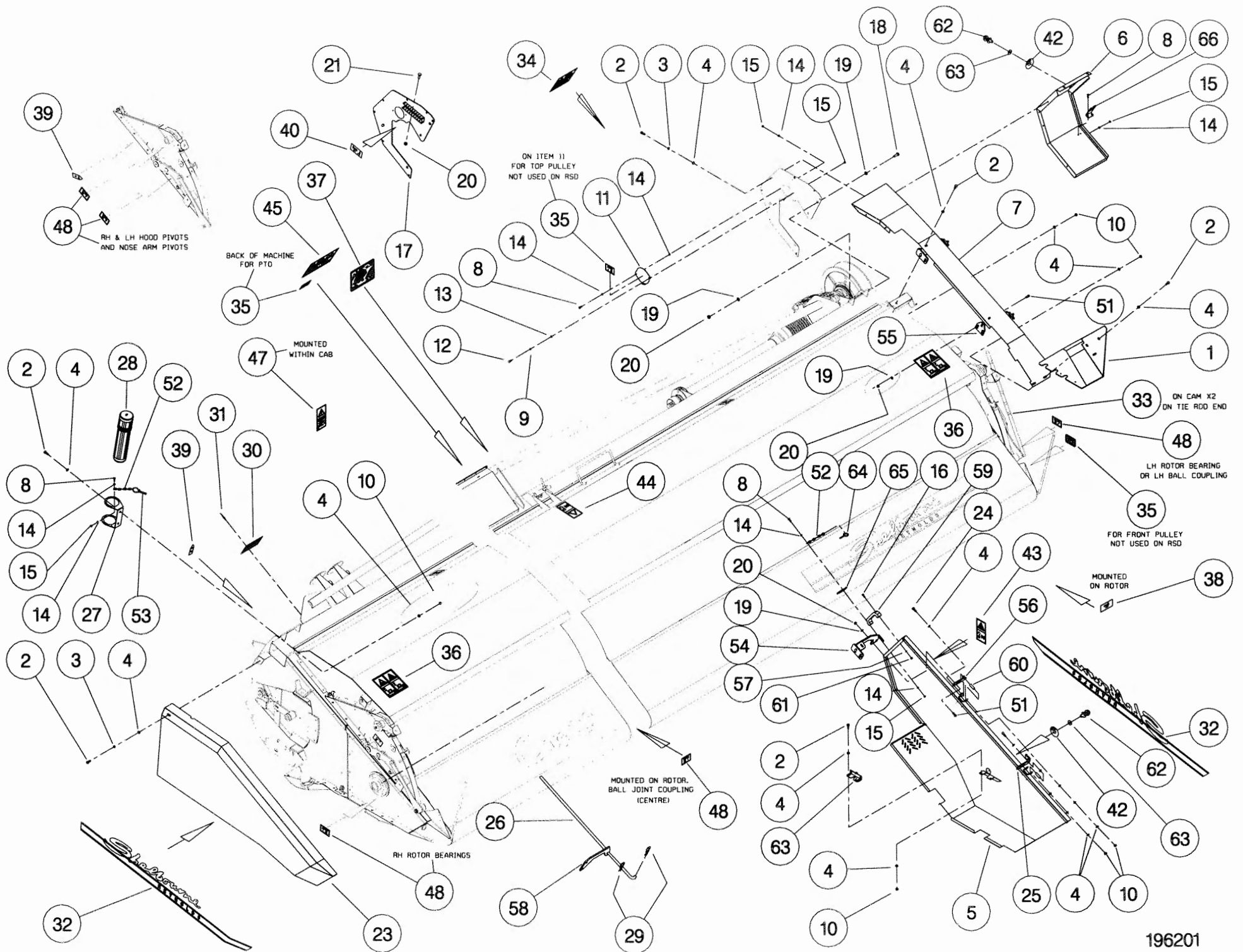
ASSY NUMBER: 196198 01				ASSY DESCRIPTION: DIVIDER SUB ASSY			
ITEM	PART NO	DESCRIPTION	QTY	ITEM	PART NO	DESCRIPTION	QTY
1	194501 01	DIVIDER ASSY LH	1				
2	194501 02	DIVIDER ASSY RH	1				
3	HSS-0194	SETSCREW	4				
4	WSH-0015	WASHER	4				
5	WSH-0061	WASHER	4				



196198 01

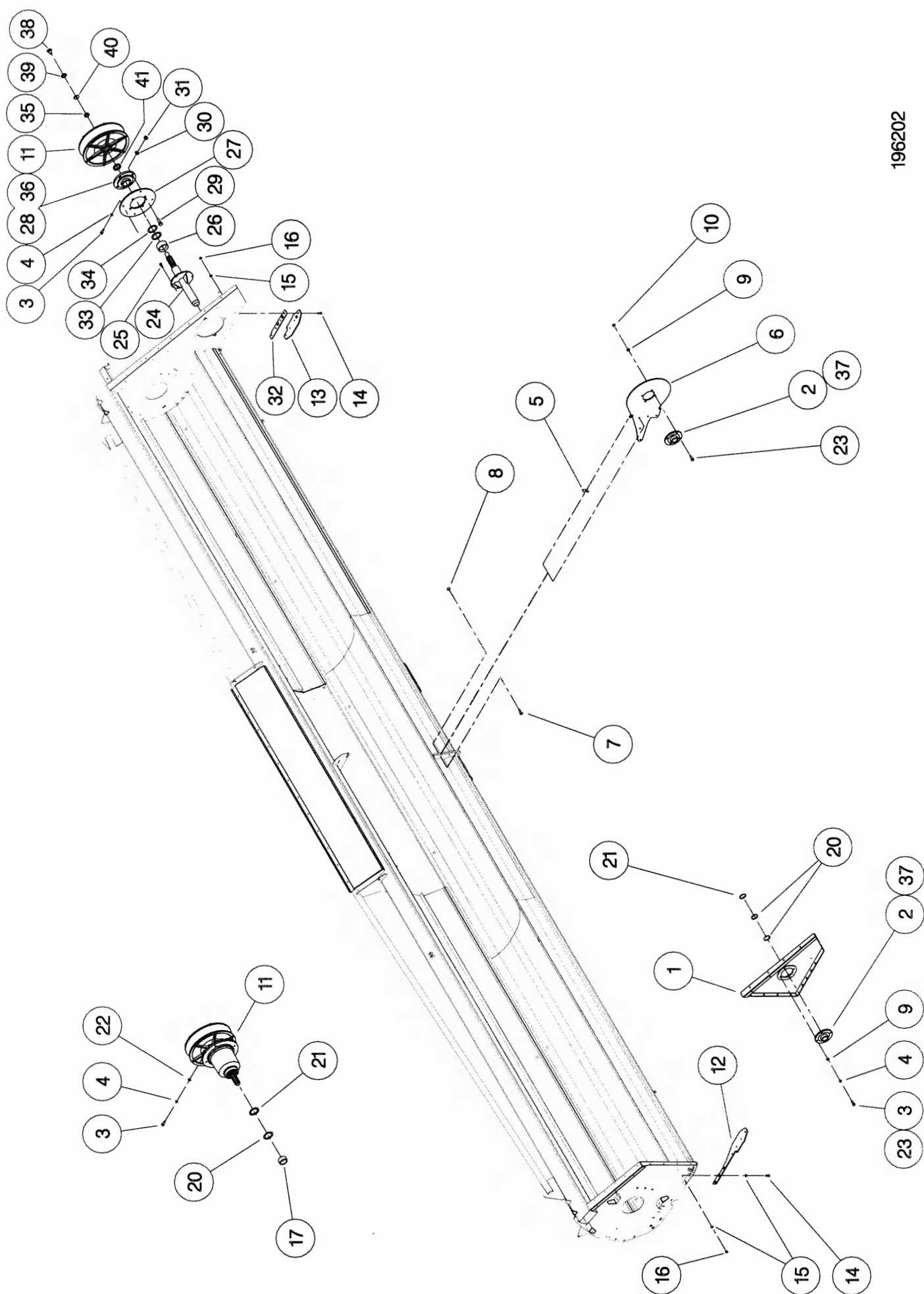
Shelbourne Reynolds Engineering Limited

ASSY NUMBER: 196201 03				ASSY DESCRIPTION: EMBLEMS AND GUARDS SUB RSD(2004 ON)			
ITEM	PART NO	DESCRIPTION	QTY	ITEM	PART NO	DESCRIPTION	QTY
1	197103 01	FRONT L.H. GUARD	1	39	190702 04	EMBLEM (SLING POINT)	4
2	HSS-0140	SET SCREW	16	40	195391 01	EMBLEM (SHEARBOLT PART No.)	1
3	WSH-0058	SPRING WASHER	13	41			
4	WSH-1038	PENNY WASHER	20	42			1
5	195559 01	LH SIDE GUARD	1	43	193392 01	EMBLEM (STOP ENG BEFORE...)	1
6	195852 01	L.H. REAR GUARD	1	44	193393 01	EMBLEM (STOP ENG BEFORE...)	1
7	195017 01	L.H. TOP GUARD	1	45	TNF-0012	EMBLEM (DONT HANG CHAIN)	1
8	HSS-0086	SET SCREW	3			(PTO GUARD)	
9						(AUGER ROTOR SPEED)	
10	NUT-0263	NYLOC NUT	16	46			
11				47	193394 01	EMBLEM (ENGAGE STRIP ROTOR)	1
12				48	127075 16	EMBLEM (GREASE 50 HOURS)	7
13				49			
14	WSH-0009	PLAIN WASHER	6	50	HSS-0145	SET SCREW	6
15	NUT-0260	NYLOC NUT	3	51	BLTF10231	COACH BOLT	8
16	HSS-0058	SET SCREW	2	52	CHN-0145	CHAIN	0.17
17	195938 01	LH REAR BACK PLATE ASSY	1	52	CHN-0145	CHAIN	0.17
18	HSS-0198	SET SCREW	5	53	RCL-0015	R CLIP	1
19	WSH-0015	PLAIN WASHER	18	54	195386 01	REAR GUARD HINGE ASSY	1
20	NUT-0265	NYLOC NUT	18	55	195383 01	FRONT GUARD HINGE ASSY	1
21	BLTA10380	SHEARBOLT	5	56	195387 01	HINGE (MID 2008 & ON)	1
				OR	195387 01	HINGE (UPTO MID 2008)	2
23	194873 01	R.H. GUARD ASSY	1	57	WSH-0006	PLAIN WASHER	2
24	BLTA08440	BOLT	2	58			
25	197782 01	LOCKING HINGE		59	HND-0000	PLASTIC HANDLE	1
26	195879 01	STAY ROD (UPTO MID 2008)	1	60	195449 02	SPACER	2
27	194364 01	CANNISTER BRACKET	1	61	NUT-0258	NYLOC NUT	2
28	WDA-00025	CANNISTER	1	62			
29				63			
30	191359 01	IDENTIFICATION PLATE	1	64	PIN-01950	LYNCH PIN	1
31	POP-0006	POP RIVET	4	65	195412 02	LATCH PLATE	1
32	195470 01	EMBLEM (STRIPES & SRE)	2	66	195036 01	STAY CATCH (UPTO MID 2008)	1
33				67			
34	TNF-0011	EMBLEM (READ MANUAL)	1				
35	127075 12	EMBLEM (GREASE 10 HOURS)	1				
36	TNF-0010	EMBLEM (FLYING OBJECTS)	2				
37	197612 01	EMBLEM (HEADER MAINTENANCE)	1				
38	193395 01	EMBLEM (TENSILOCK)	4				



Shelbourne Reynolds Engineering Limited

ASSY NUMBER:		196202 03	ASSY DESCRIPTION: ROTOR MTG SUB ASSY				
ITEM	PART NO	DESCRIPTION	QTY	ITEM	PART NO	DESCRIPTION	QTY
1	194915 01	RH SIDE PLATE W/A	1				
2	BRG-3275	BEARING	2				
3	HSS-0235	SETSCREW	7				
4	WSH-0065	WASHER	8				
5	194401 01	SHIM	3				
6	194400 01	DIVISION PLATE	1				
7	BLTA12290	BOLT	5				
8	NUTA07120	AERO-TIGHT NUT	5				
9	WSH-0018	WASHER	8				
10	NUT-0269	NUT	4				
11							
12	194404 01	DIVIDING PLATE RH	1				
13	194402 01	DIVIDING PLATE LH	1				
14	SCW-0516	SCREW	11				
15	WSH-0015	WASHER	20				
16	NUT-0265	NUT	11				
17							
18							
19							
20	192876 01	SHIM					
21	192876 02	SHIM					
22							
23	HSS-0250	SETSCREW	5				
24	197768 01	DRIVE SHAFT W/A (2008 & ON)	1				
OR	197127 01	DRIVE SHAFT W/A (UPTO 2008)	1				
25	HSSG10204	SET SCREW	6				
26	197767 01	SHAFT SPACER (2008 & ON)	1				
27	195922 01	BEARING SUPPORT	1				
28	BRG-26041	BEARING	1				
29	HSS-0318	SETSCREW	4				
30	WSH-0024	WASHER	4				
31	NUT-0271	NUT	4				
32	197123 01	FOOT PACKER PLATE	1				
33	190548 30	WASHER	2				
34	190548 31	WASHER	2				
35							
36	NIP-0001	GREASE NIPPLE	1				
37	NIP-00600	GREASE NIPPLE	2				



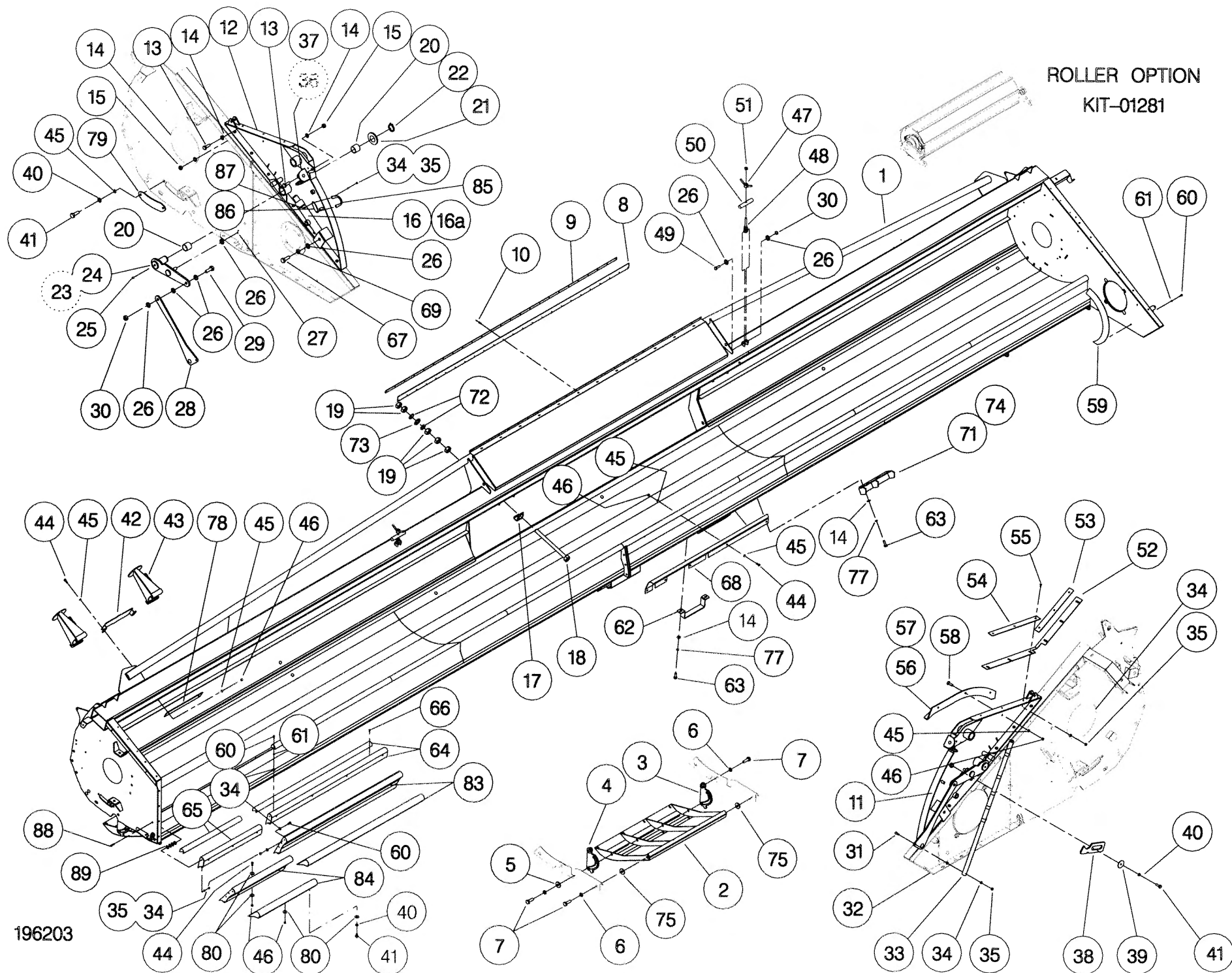
Shelbourne Reynolds Engineering Limited

ASSY NUMBER: 196203 24				ASSY DESCRIPTION: FRAME & PARTS SUB Rsd 28			
ITEM	PART NO	DESCRIPTION	QTY	ITEM	PART NO	DESCRIPTION	QTY
1	197209 01	Rsd28 MAIN FRAME ASSY	1	36	194381 01	LIGHT BRACKET LH	1
2	194395 01	SKID	4	37	194381 02	LIGHT BRACKET RH	1
3	193828 01	SKID ADJUSTER PLATE LH	4	38	192809 01	NOSE STOP LATCH	1
4	193828 02	SKID ADJUSTER PLATE RH	4	39	190119 05	WASHER	1
5	190119 07	WASHER	8	40	WSH-0058	SPRING WASHER	20
6	WSH-0070	WASHER	24	41	HSS-0135	SET SCREW	24
7	HSS-0316	SET SCREW	24	42	193221 01	HEADER STAND BRACKET	1
8	194545 01	RUBBER SEAL	1	43	193222 01	HEADER FRONT STAND	2
9	194493 01	CLAMP STRIP	1	44	HSS-0140	SET SCREW	44
10	POP-0006	POP RIVET	25	45	WSH-0012	PLAIN WASHER	17
11	194913 01	TOP SIDE PLATE LH	1	46	NUT-0263	NYLOC NUT	50
12	194913 02	TOP SIDE PLATE RH	1	47	193244 01	RETAINING NUT	2
13	HSS-0191	SET SCREW	16	48	193248 01	RETAINING SCREW	2
14	WSH-0015	PLAIN WASHER	30	49	BLTA12380	BOLT	2
15	NUT-0265	NYLOC NUT	14	50	193251 01	RETAINING BAR	2
16	195075 01	HYDRAULIC RAM	2	51	NUT-0170	PLAIN	2
16a	RMSK00030	RAM SEAL KIT		52	194000 01	RUBBER SEAL	2
17	194987 01	LOCKING ASSY	2	53	193233 02	SEAL CLAMP	2
18	HSSA24994	SET SCREW	2	54	193229 01	SEAL CLAMP LONG	2
19	NUT-0190	PLAIN NUT	10	55	SCW-4960	BUTT SCK HD SCREW	12
20	BSH-3070	BUSH	4	56	194385 01	RUNNER ASSY LH	1
21	WSH-1547	PLAIN WASHER	2	57	194385 02	RUNNER ASSY RH	1
22	CIR-1150	CIRCLIP	2	58	SCW-1735	CSK SOC HD SCREW	6
23	194538 06	LIFT ARM LH	1	59	193363 01	ROTOR DEFLECTOR	2
24	194538 07	LIFT ARM RH	1	60	HSS-0084	SET SCREW	17
25	NIP-0207	GREASE NIPPLE	2	61	WSH-0056	SPRING WASHER	17
26	WSH-0018	PLAIN WASHER	8	62	195126 01	STRAP	2
27	PIN-1150	SPLIT PIN	2	63	HSS-0194	SET SCREW	8
28	194537 01	LINK ARM	2	64			
29	HSS-0241	SET	2	65			
30	NUT-0269	NYLOC NUT	4	66			
31	HSSA06290	SETSCREW	1	67	SET SCREW	SET SCREW	2
32	NUT-0160	NUT	1	68			
33	192494 01	NOSE HEIGHT INDICATOR ROD	1	69	WSH-0065	SPRING WASHER	2
34	WSH-0009	PLAIN WASHER	13	70			
35	NUT-0260	NUT	17	71	195125 01	FORK STOP PLATE LH	1
				72	WSH-0036	PLAIN WASHER	4

Shelbourne Reynolds Engineering Limited

ASSY NUMBER: 196203 24 CONTINUED				ASSY DESCRIPTION: FRAME & PARTS SUB Rsd 28			
ITEM	PART NO	DESCRIPTION	QTY	ITEM	PART NO	DESCRIPTION	QTY
73	190548 62	WASHER	2				
74	195125 02	FORK STOP PLATE RH	1				
75	WSH-0024	PLAIN WASHER	16				
76							
77	WSH-0061	SPRING WASHER	8				
78	195541 01	BACKING PLATE	1				
79	195844 01	COVER PLATE	2				
80	WSH-1038	PENNY WASHER	84				
81							
82							
83	197476 01	SPILL PLATE ASSY 1.2mt (2006 & ON)	7				
OR	197051 01	3 RD STAGE SPILL PLATE 1.2mt (UP TO & INCLUSIVE 2005)	3				
84	197048 01	2 RD STAGE SPILL PLATE 1.2mt (UP TO & INCLUSIVE 2005)	4				
85	197308 01	HORSE SHOE PLATE	2				
86	197309 01	PLATE	2				
87	HSS-0086	SETSCREW	4				
88	HSS-0092	SETSCREW(UPTO 2006)	2				
89	WSH-1036	PENNY WASHER(UPTO2006)	16				

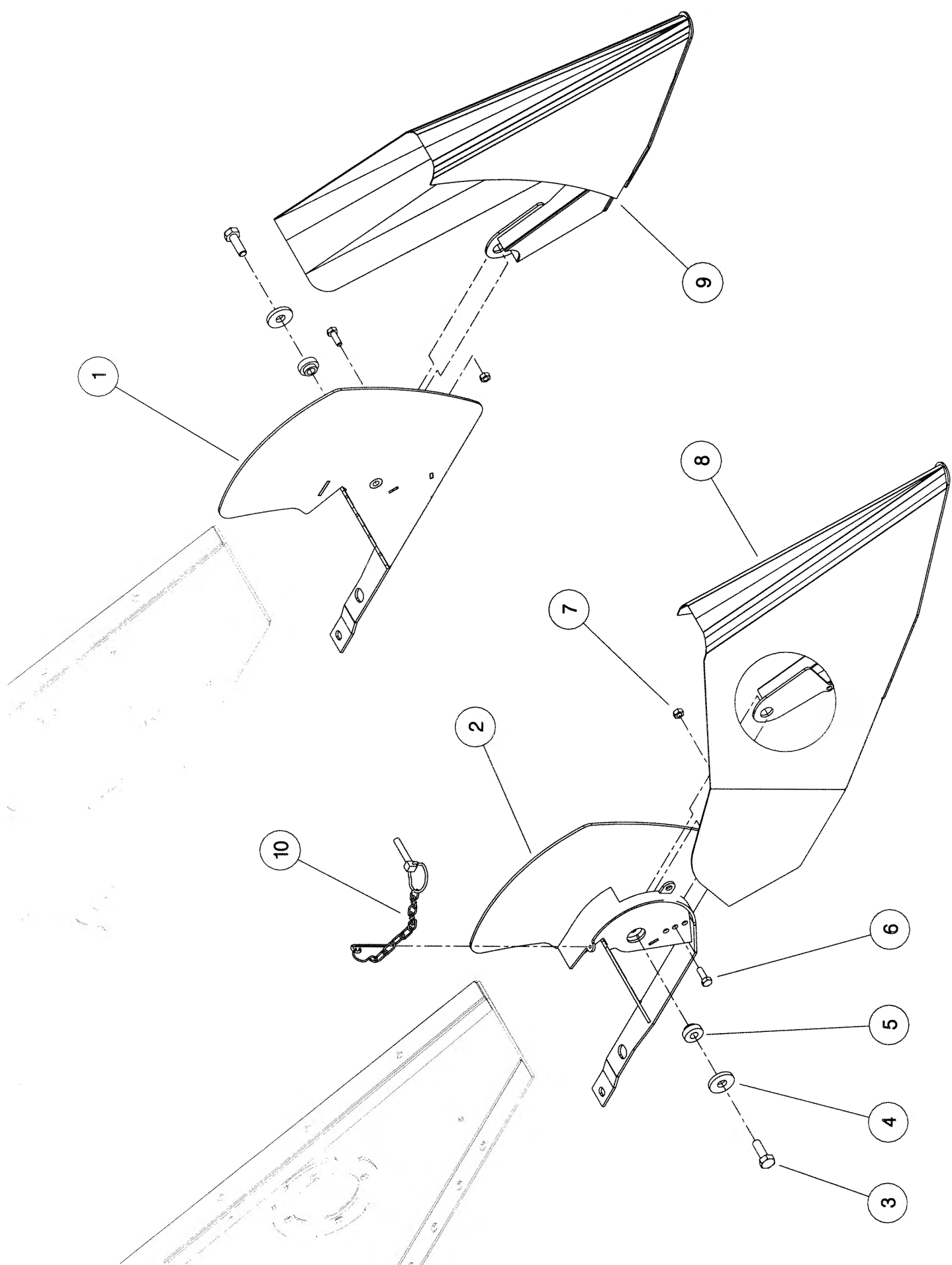
ROLLER OPTION
KIT-01281



196203

Shelbourne Reynolds Engineering Limited

ASSY NUMBER: 196224 01				ASSY DESCRIPTION: DIVIDER SUB ASSY (2003 ON)			
ITEM	PART NO	DESCRIPTION	QTY	ITEM	PART NO	DESCRIPTION	QTY
1	195469 01	DIVIDER FIXING W/A LH	1				
2	195469 02	DIVIDER FIXING W/A RH	1				
3	HSS-0250	SETSCREW	2				
4	190119 51	WASHER	2				
5	195228 02	BOSS	2				
6	HSS-0135	SETSCREW	2				
7	NUT-0263	NYLOC NUT	2				
8	195877 01	RH DIVIDER W/A	1				
9	195876 01	LH DIVIDER W/A	1				
10	PIN-01790	LYNCH PIN & CHAIN	2				

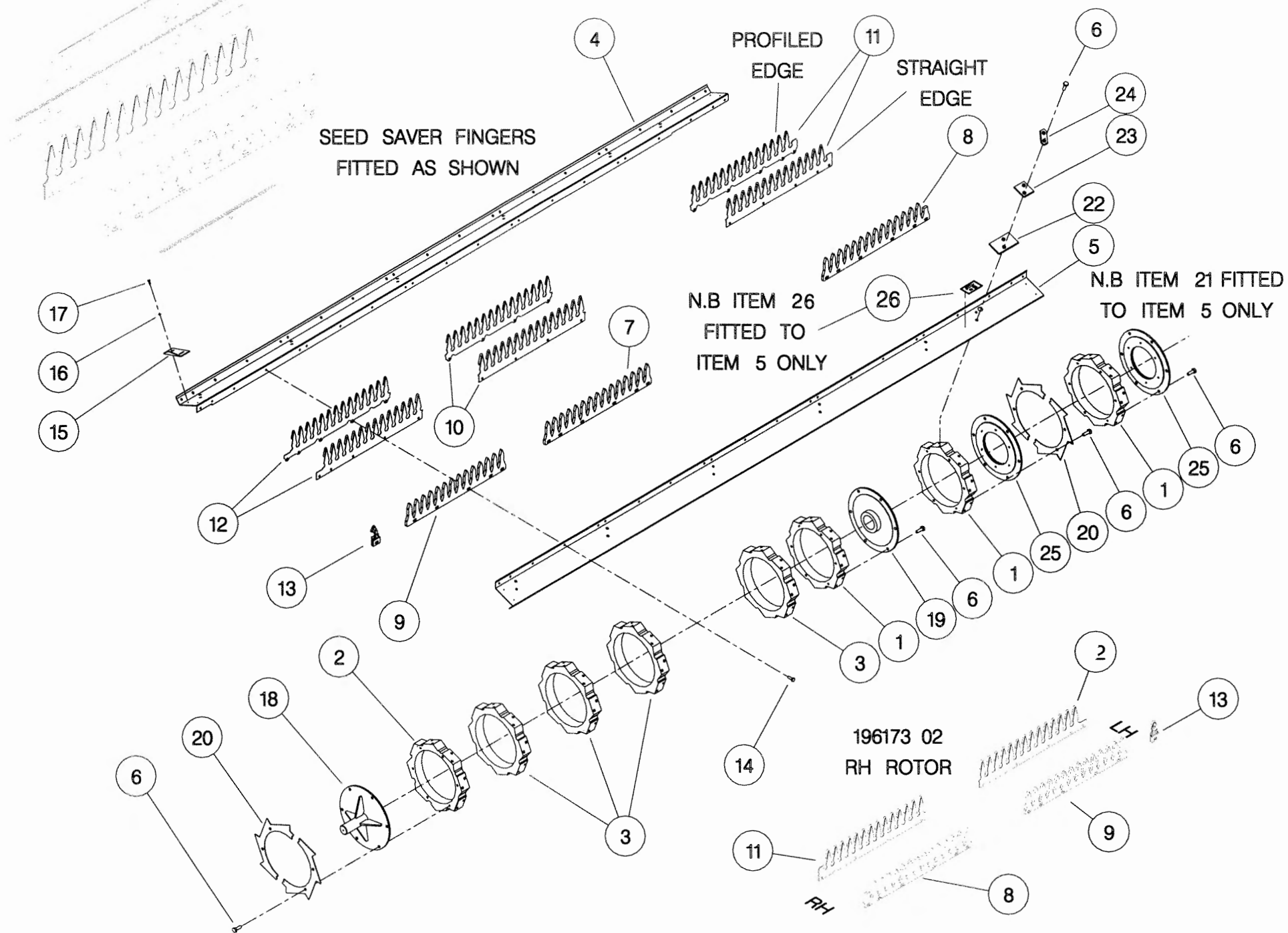


Shelbourne Reynolds Engineering Limited

ASSY NUMBER:		ASSY DESCRIPTION:STRIPPING ROTOR ASSY (L/H) 4.2m					
ITEM	PART NO	DESCRIPTION	QTY	ITEM	PART NO	DESCRIPTION	QTY
1	192892 01	OUTER HUB CASTING L.H.	2				
2	192892 02	OUTER HUB CASTING R.H.	1				
3	192892 03	INNER HUB CASTING	6				
4	193883 04	ROTOR SECTION 4.2M (2009 & ON ONLY)	8				
OR	193883 04	ROTOR SECTION 4.2M (UP TO & INCLUDING 2008)	7				
5	193884 04	ROTOR SECTION 4.2M (UP TO & INCLUDING 2008)	1				
6	HSSG10204	SET SCREW	162				
7	193558 01	STANDARD ELEMENT	40				
8	193558 02	END HOLE ELEMENT	8				
9	193558 03	CENTRE END HOLE ELEMENT	8				
10	197717 01	SEED SAVER CTR (PROFILED EDGE)	40				
OR	193780 01	SEED SAVER CTR (STRAIGHT EDGE)	40				
11	197719 01	SEED SAVER LH END (PROFILED EDGE)	8				
OR	193782 01	SEED SAVER LH END (STRAIGHT EDGE)	8				
12	197718 02	SEED SAVER LH CTR (PROFILED EDGE)	8				
OR	193781 02	SEED SAVER LH CTR (STRAIGHT EDGE)	8				
13	194109 01	CTR FINGER LH	8				
14	HSSF08174	SET SCREW	240				
15	192679 01	ANTI WRAP PLATE	8				
16	WSH-1034	PENNY WASHER	16				
17	SCW-5180	SELF TAP.SCREW	16				
18	193103 01	CENTRE SHAFT W/A	1				
19	197114 01	ROTOR DRIVE DISC W/A	1				
20	192959 01	OUTER CLAMP RING	4				
21	BPG-00200	BODY PLUG (UP TO & INCLUDING 2008)	1				
22	193118 01	BALANCE WEIGHT	6				
23	193118 02	BALANCE WEIGHT	2				
24	193382 01	BALANCE WEIGHT	1				
25	197111 01	ROTOR DRIVE DISC	1				

NOTE.
ITEMS 10, 11 AND 12.
BOTH TYPES OF SEED SAVER ARE
INTERCHANGEABLE BUT FOR BALANCE
REASONS IF MIXING TYPES ON A
ROTOR FIT AS OPPOSITE PAIRS.

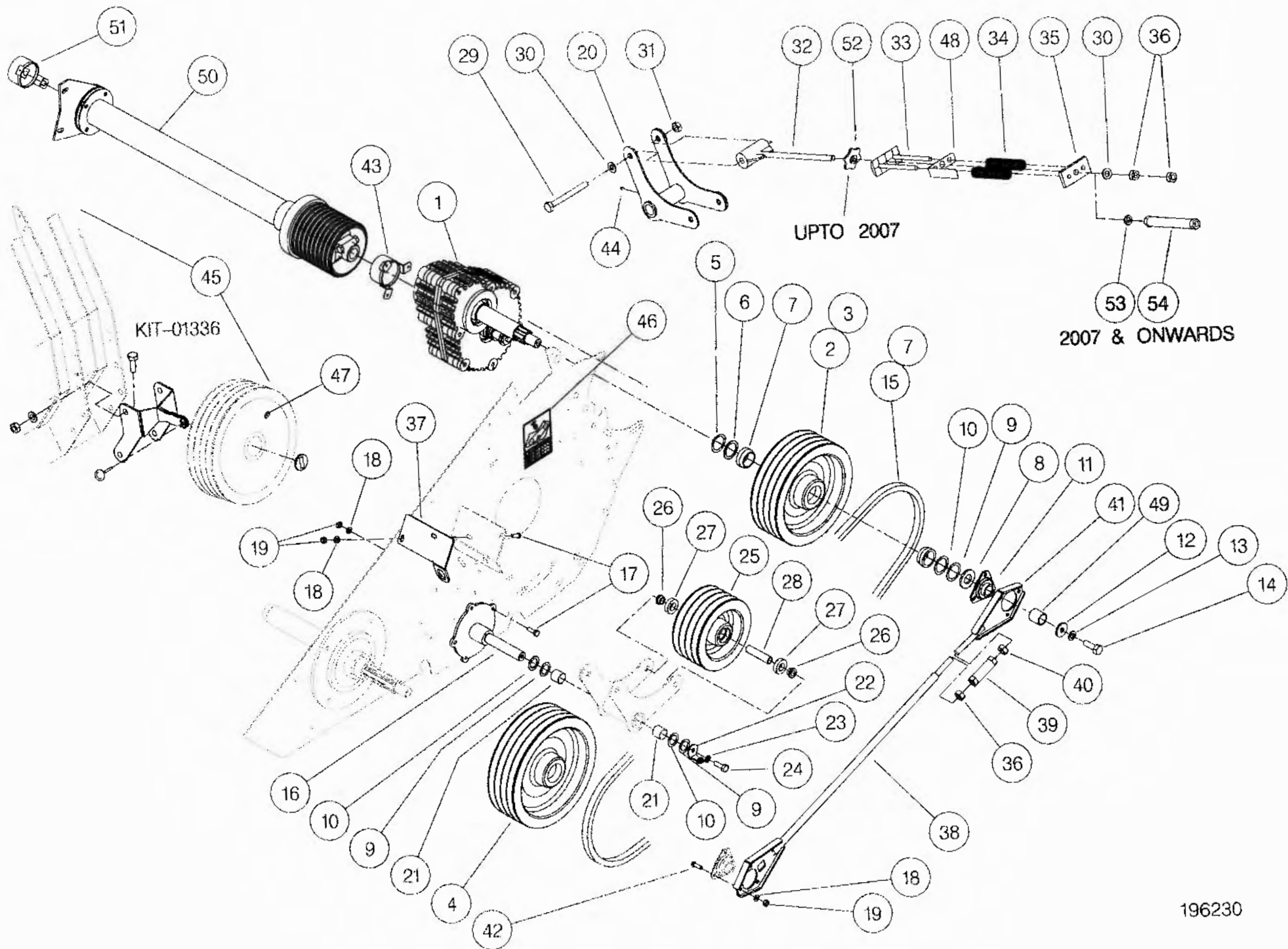
NOTE.
ITEMS 11 AND 12 ARE CORRECT
PARTS WHEN FINGERS SET WITH
FLANGES UP - IE AGGRESSIVE.
SEE RH ROTOR ASSY PARTS WHEN
FLANGES ARE REQUIRED DOWN.



Shelbourne Reynolds Engineering Limited

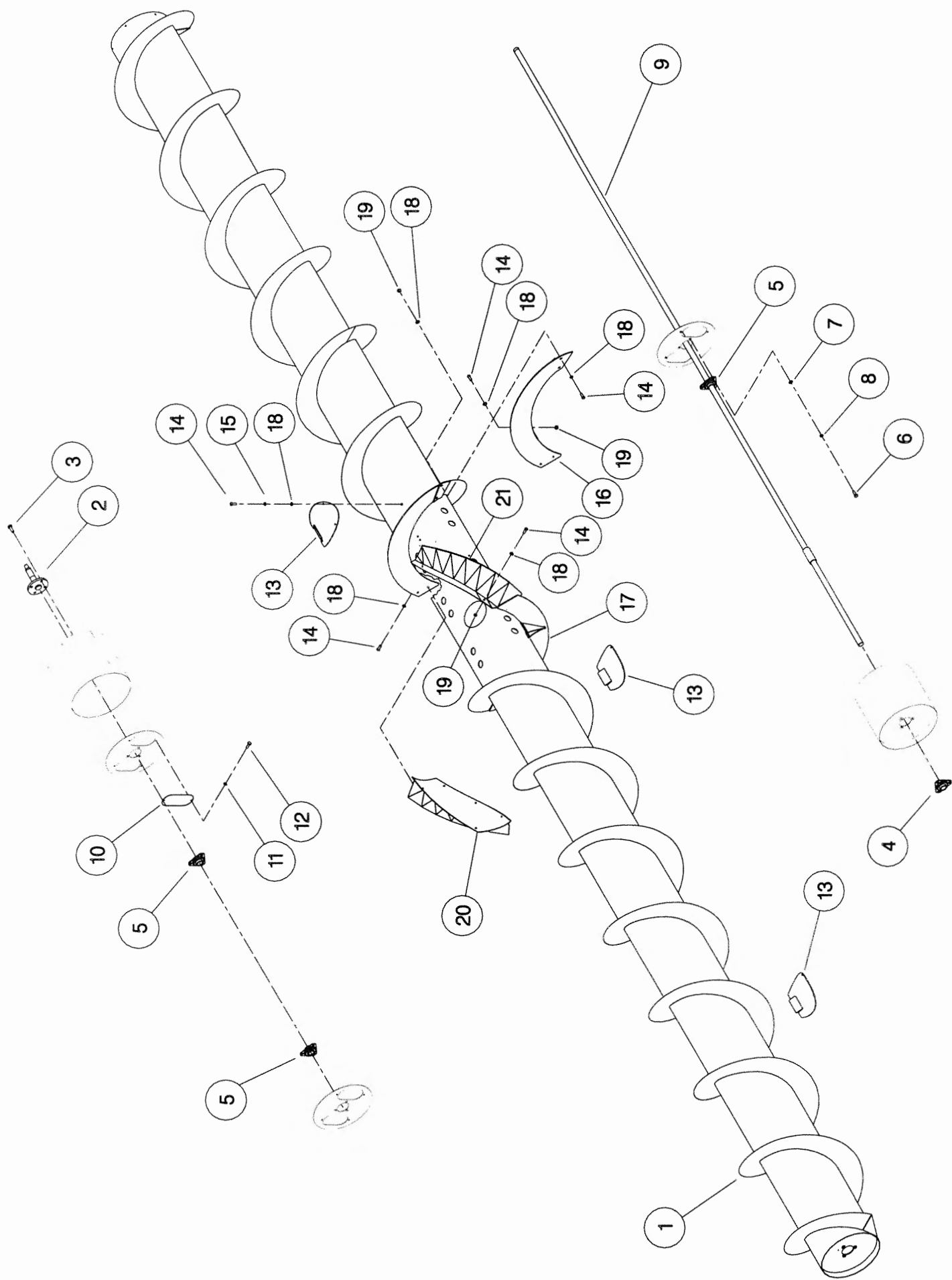
ASSY NUMBER: 196230 14				ASSY DESCRIPTION: INPUT/DRIVE MTG SUB ASSY Rsd28			
ITEM	PART NO	DESCRIPTION	QTY	ITEM	PART NO	DESCRIPTION	QTY
1	GEA-0055	INPUT GEARBOX ASSY	1	34	SPGE33263	SPRING	2
2	195927 01	PULLEY DRIVER	1	35	195966 01	SPRING PLATE	1
3	195928 01	PULLEY DRIVER	1	36	NUT-0180	PLAIN NUT(2008 & ON)	1
4	195929 01	PULLEY DRIVEN	1	OR	NUT-0180	PLAIN NUT(2005 TO 2006)	2
5	190548 32	WASHER	4	OR	NUT-0180	PLAIN NUT (UP TO 2005)	3
6	190548 33	WASHER	2	37	195936 01	TIE ROD SUPPORT (IF FITTED)	1
7	195935 01	COLLAR	4	38	197530 01	TIE BAR ASSY (IF FITTED)	1
8	190548 36	WASHER	2	39	194379 01	TIE ROD ADJUSTER (IF FITTED)	1
9	190548 37	WASHER	10	40	NUTA11160	PLAIN NUT(IF FITTED)	1
10	190548 38	WASHER	8	41	197529 01	TIE ROD END ASSY (IF FITTED)	1
11	BRG-0240	BEARING (IF FITTED)	2	42	BLT-3750	COACHBOLT(IF FITTED)	6
12	190119 07	WASHER	2	43	KIT-00527	PTO END GUARD	1
13	WSH-0070	SPRING WASHER	2	44	NIP-00600	GREASE NIPPLE	1
14	HSS-0315	SETSCREW	2	45	KIT-01336	SPARE PULLEY MOUNTING KIT	1
15	BEL-05355	BELT	4	46	197243 01	SPEED SELECTION-DECAL	1
16	195941 01	IDLER MOUNTING BRACKET	1	47	197244 01	PULLEY IDENTIFICATION-DECAL	1
17	HSS-0194	SETSCREW(WITH TIE ROD)	7	48	197367 01	TENSIONER GUIDE (2005 & ON)	1
OR	HSS-0194	SETSCREW (W/O TIE ROD)	5	49	197368 01	DUMMY SPACER (W/O TIE ROD)	2
18	WSH-0015	PLAIN WASHER(WITH TIE ROD)	13	50	KIT-00427	GEARBOX INPUT SHAFT SUB	1
OR	WSH-0015	PLAIN WASHER (W/O TIE ROD)	5	51			
19	NUT-0265	NYLOC NUT(WITH TIE ROD)	13	52	197353 01	ADJUSTER ASSY (2005 TO 2006)	1
OR	NUT-0265	NYLOC NUT(W/O TIE ROD)	5	53	WSHA30161	LOCK WASHER (2007 & ON)	1
20	195923 01	PULLEY MOUNTING BRKT W/A	1	54	197618 01	TENSIONER NUT (2007 & ON)	1
21	BSH-3030	BUSH	2				
22	190548 39	WASHER (UPTO 2005 & 2008 & ON)	1				
OR	197352 01	STAY HOLDER (2005-2007)	1				
23	WSH-0065	WASHER	1				
24	HSS-0241	SETSCREW	1				
25	195926 01	PULLEY IDLER	1				
26	193871 03	SPACER	2				
27	BRG-1995	BEARING	2				
28	194410 03	SPACER	1				
29	BLTA16740	BOLT	2				
30	WSH-0024	WASHER (2007 & ON)	2				
OR	WSH-0024	WASHER (UPTO 2007)	3				
31	NUT-0271	NYLOC NUT	2				
32	195933 01	IDLER TENSIONER	1				
33	195931 01	SPRING MOUNTING	1				

**TIE ROD FITTED TO ALL MACHINES UPTO 2005 AND 2008 ONWARDS
THIS INVOLVES ITEMS 11,17,18,19,36,37, 38,39,40,41 & 42.
2005 TO 2007 MACHINES FITTED WITH ITEM 49 (DUMMY SPACER) INSTEAD OF TIE ROD**



Shelbourne Reynolds Engineering Limited

ASSY NUMBER: 196237 14				ASSY DESCRIPTION: AUGER ASSY 28' SPIRAL PADDLE			
ITEM	PART NO	DESCRIPTION	QTY	ITEM	PART NO	DESCRIPTION	QTY
1	195436 24	AUGER WELD ASSY.	1				
2	195848 01	AUGER DRIVE SHAFT	1				
3	HSSF12204	SET SCREW	4				
4	BRG-2020	BEARING	1				
5	BRG-0240	BEARING	2				
6	HSS-0191	SET SCREW	9				
7	WSH-0015	PLAIN WASHER	9				
8	WSH-0061	SPRING WASHER	9				
9	192363 16	AUGER SHAFT	1				
10							
11							
12							
13	194472 01	INSPECTION COVER	3				
14	SCBA08172	BUT. SCKT HD SCREW	30				
15	WSH-0058	SPRING WASHER	6				
OR	WSH-0058	SPRING WASHER	14				
16	197625 01	AUGER PADDLE FLIGHT EXT.LH	1				
17	197625 02	AUGER PADDLE FLIGHT EXT.RH	1				
18	WSH-0012	PLAIN WASHER	38				
19	NUT-0263	NYLOC NUT	24				
OR	NUT-0263	NYLOC NUT	14				
20	197620 01	SPIRAL PADDLE LH	1				
21	197620 02	SPIRAL PADDLE RH	1				

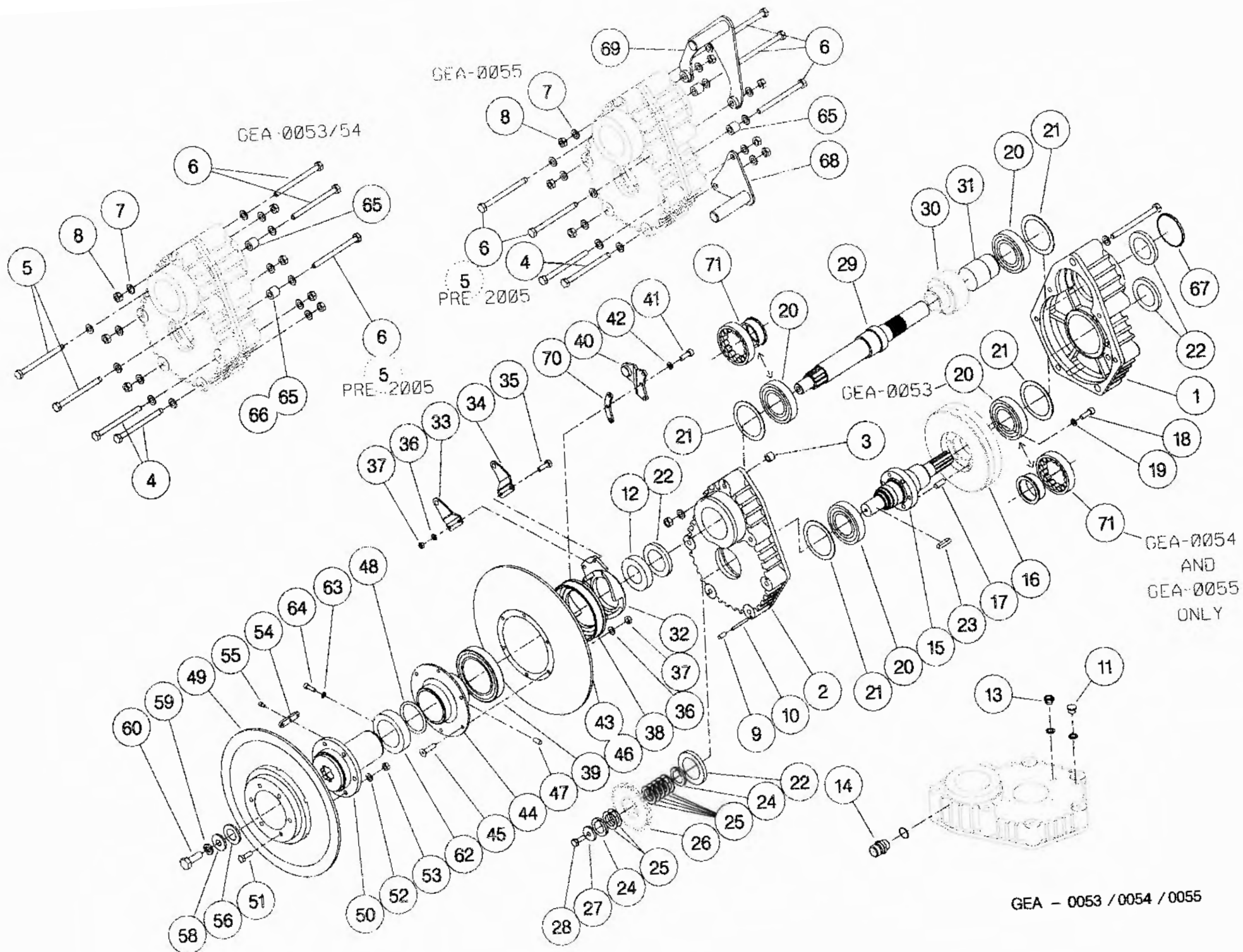


Shelbourne Reynolds Engineering Limited

ASSY NUMBER:		ASSY DESCRIPTION: INPUT (Rsd) GEAR DROPBOX ASSY					
ITEM	PART NO	DESCRIPTION	QTY	ITEM	PART NO	DESCRIPTION	QTY
1	197619 01	CASE HALF (PTO SIDE) (MID 2007&ON No CAST ON PT.)	1	31	195526 01	SLEEVE	1
OR	192580 01	CASE HALF(PTO SIDE) (UPTO MID 200, No CAST ON PT.)		32			
2	197619 02	CASE HALF (PULLEY SIDE) (MID 2007&ON No CAST ON PT.)	1	33			
OR	192580 02	CASE HALF(PULLEY SIDE) (UPTO MID 2007 No CAST ON PT.)		34			
3	192598 01	DOWEL	3	35			
4	BLTA12740	BOLT (2005 & ON)	2	36			
OR	BLT-2276	BOLT (UPTO 2005)	2	37			
5	BLTA12800	BOLT (UPTO 2005)	2	38			
6	BLTA12830	BOLT (2005 & ON)	5	39			
OR	BLTA12830	BOLT (UPTO 2005)	3	40			
7	WSH-0018	PLAIN WASHER	14	41			
8	NUT-0269	NYLOC NUT	7	42			
9	SCW-4535	GRUBSCREW	3	43			
10	192597 01	JACKING ROD	3	44			
11	FIT-0253	PLUG	1	45			
12				46			
13	FITD00005	SIGHT GLASS/SEAL	1	47			
14	FIT-0255	BREATHER	1	48			
15	192591 01	INPUT SHAFT	1	49			
16	REF.	GEAR (SEE DRIVE KIT)	1	50			
17	PIN-61217	DOWEL	3	51			
18	SCW-0196	CAP HEAD SCREW	3	52			
19	WSH-0061	SPRING WASHER	3	53			
20	BRG-7040	BEARING	2	54			
21	192596 01	RING	4	55			
22	SEA-0590	SHAFT SEAL	3	56			
23	K1008045	KEY	1	57			
24	191692 01	SPACER	2	58	190119 07	WASHER	1
25	191692 02	SPACER	7	59	WSH-0070	SPRING WASHER	1
26	REF.	SPROCKET (SEE DRIVE KIT)	1	60	HSS-0316	SET SCREW	1
27	190548 01	RETAINING WASHER	1	61			
28	HSSF10174	HEX HD SCREW	1	62			
29	197134 01	PINION SHAFT	1	63			
30	REF.	PINION (SEE DRIVE KIT)	1	64			
				65	194612 01	SPACER	2
				66			
				67	SEAZ09000	PLUG SEAL	1
				68	197346 01	BOTTOM HANDLE (2005 & ON)	1

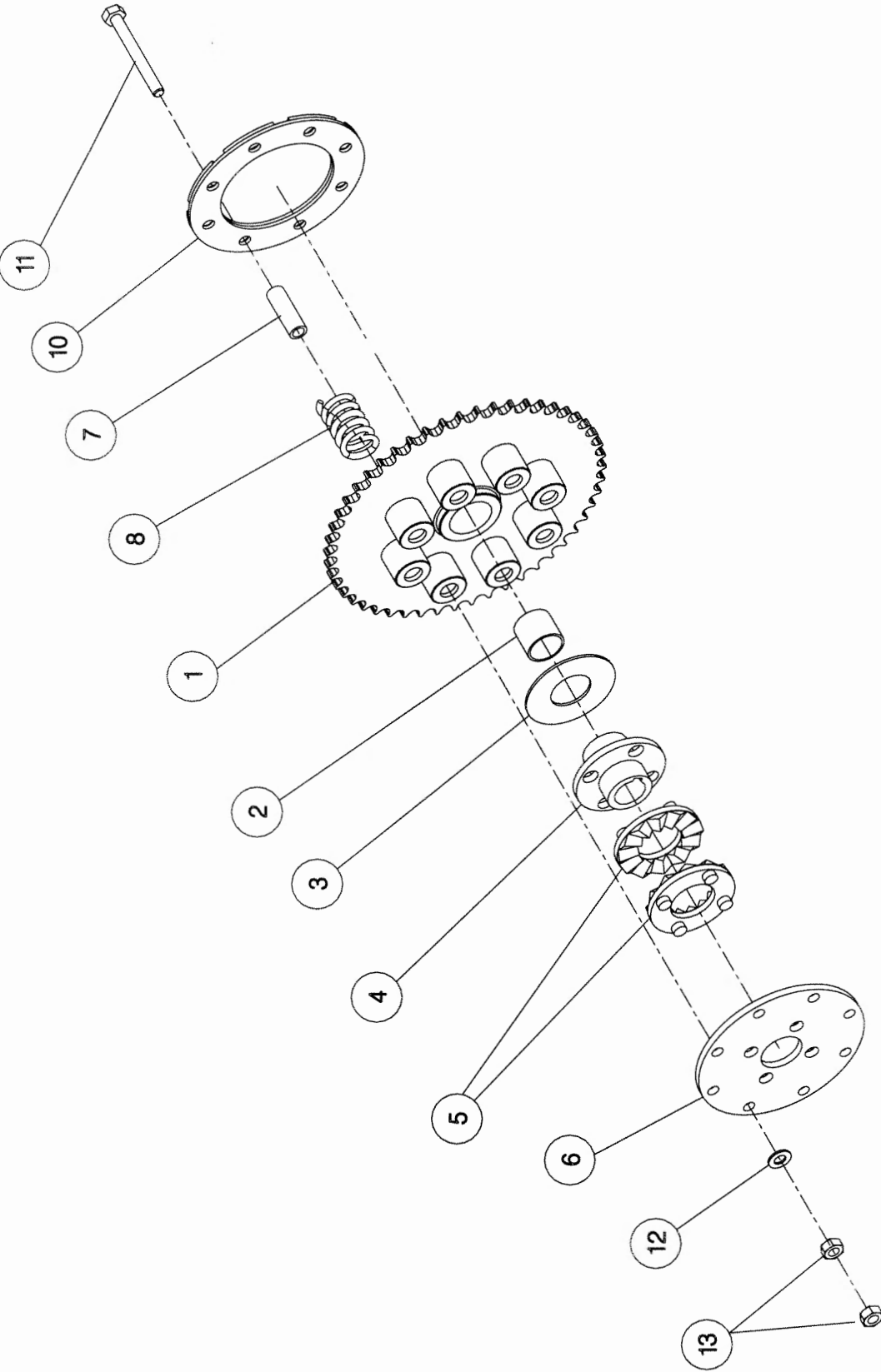
Shelbourne Reynolds Engineering Limited

ASSY NUMBER: GEA-0055 (CONT)				ASSY DESCRIPTION: INPUT (Rsd) GEAR DROPBOX ASSY			
ITEM	PART NO	DESCRIPTION	QTY	ITEM	PART NO	DESCRIPTION	QTY
69	197347 01	TOP HANDLE (2005 & ON)	1				
70							
71	BRG-16080	BEARING (MID 2006) (INSTEAD OF 2x ITEM 20)	2				



Shelbourne Reynolds Engineering Limited

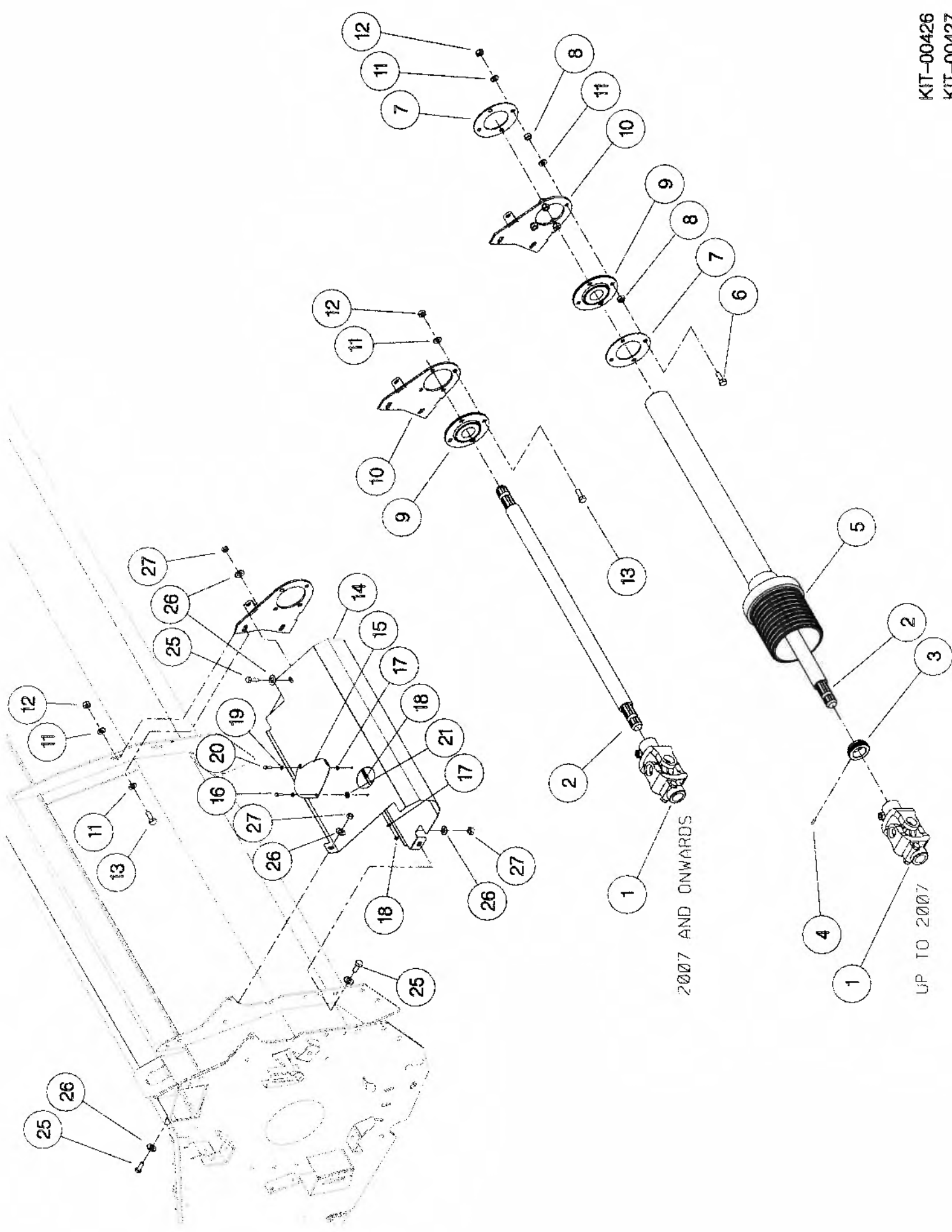
ASSY NUMBER: KIT-00121				DESCRIPTION: AUGER DRV SPRKT/8 SPRG SPLINED CLUTCH ASS			
ITEM	PART NO	DESCRIPTION	QTY	ITEM	PART NO	DESCRIPTION	QTY
1	195420 01	SPROCKET ASSY 50T	1				
2	BSHA05030	BUSH	1				
3	192008 02	THRUST WASHER	1				
4	195850 01	CLUTCH HUB	1				
5	131005	CLUTCH PLATE	2				
6	195429 01	DRIVE DISC	1				
7	131073 04	SPACER	8				
8	131063	SPRING	8				
9							
10	195427 01	LOCKING RING	1				
11	BLT-2270	BOLT	8				
12	WSH-0018	PLAIN WASHER	8				
13	NUT-0170	NUT	16				



KIT - 00119
KIT - 00121

Shelbourne Reynolds Engineering Limited

ASSY NUMBER: KIT-00427				ASSY DESCRIPTION: GEARBOX INPUT SHAFT SUB CVS28			
ITEM	PART NO	DESCRIPTION	QTY	ITEM	PART NO	DESCRIPTION	QTY
1	PTO-24000	PTO COUPLING	1				
2	192982 13	INPUT SHAFT	1				
3	192986 01	FIXING RING (UPTO 2007)	1				
4	SCW-4528	GRUB SCREW (UPTO 2007)	1				
5	194060 05	PTO HALF GUARD (UPTO 2007)	1				
6	HSS-0275	SET SCREW (UPTO 2007)	4				
7	192991 01	GUARD SUPPORT PLT (UPTO 2007)	2				
8	NUT-0170	NUT (UPTO 2007)	8				
9	BRG-24500	BEARING	1				
10	194524 01	BEARING MOUNTING PLATE	1				
11	WSH-0018	WASHER(2007 & ON)	8				
OR	WSH-0018	WASHER(UPTO 2007)	12				
12	NUT-0269	NYLOC NUT	6				
13	HSS-0238	SETSCREW (2007 & ON)	6				
OR	HSS-0238	SETSCREW (UPTO 2007)	2				
14	197613 01	PTO GUARD (2007 & ON)	1				
15	197757 01	COVER (2007 & ON)	1				
16	HSS-0086	SET SCREW (2007 & ON)	1				
17	WSH-0009	PLAIN WASHER (2007 & ON)	3				
18	NUT-0260	NYLOC NUT (2007 & ON)	2				
19	WSH-0056	SPRING WASHER (2007&ON)	1				
20	SCW-4701	THUMB SCREW (2007 & ON)	1				
21	WSH-1036	PENNY WASHER (2007& ON)	1				
22							
23							
24							
25	HSS-0140	SETSCREW (2007 & ON)	4				
26	WSH-1038	PENNY WASHER(2007 & ON)	8				
27	NUT-0263	NYLOC NUT (2007 & ON)	4				

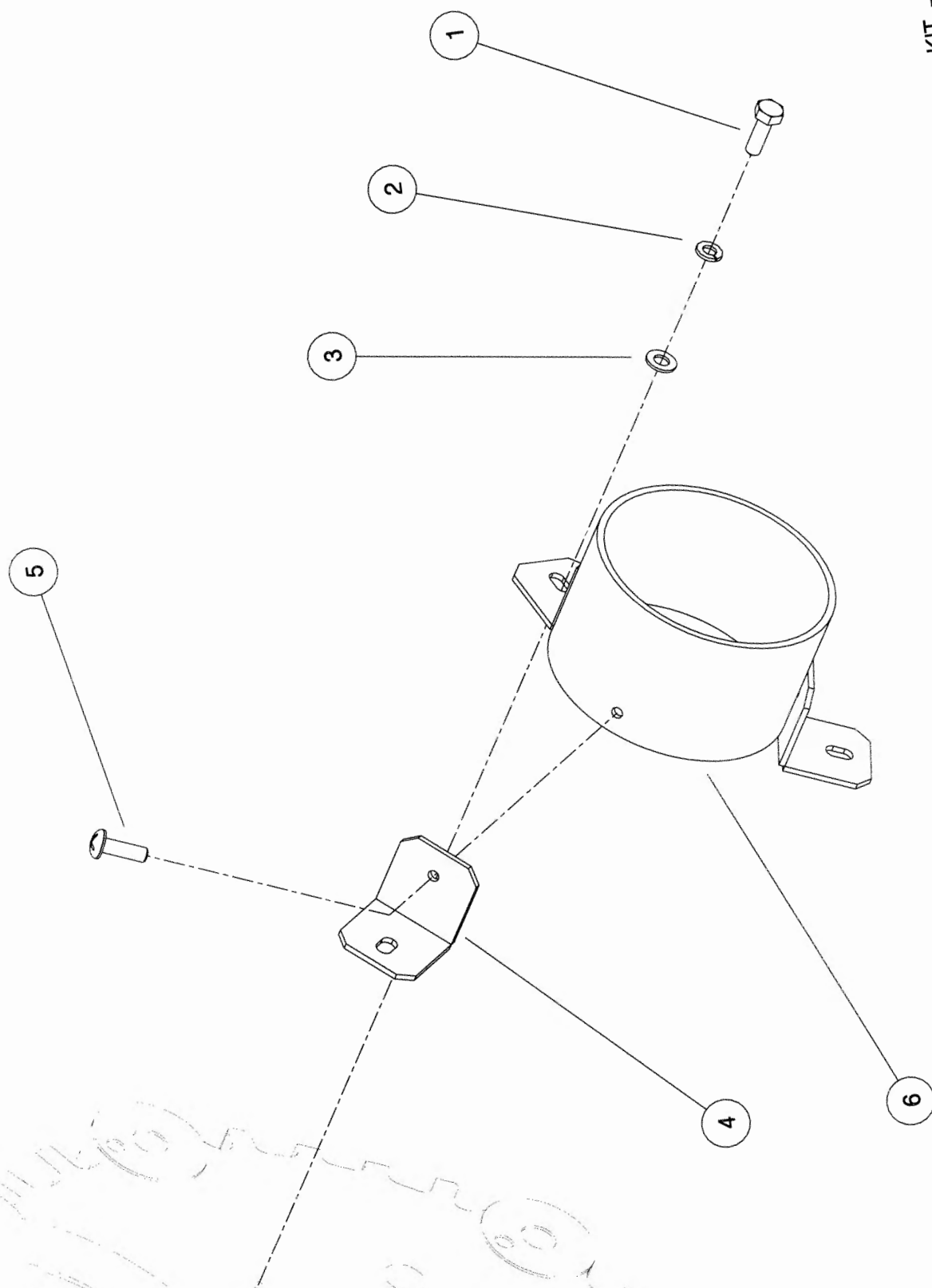


2007 AND ONWARDS

UP TO 2007

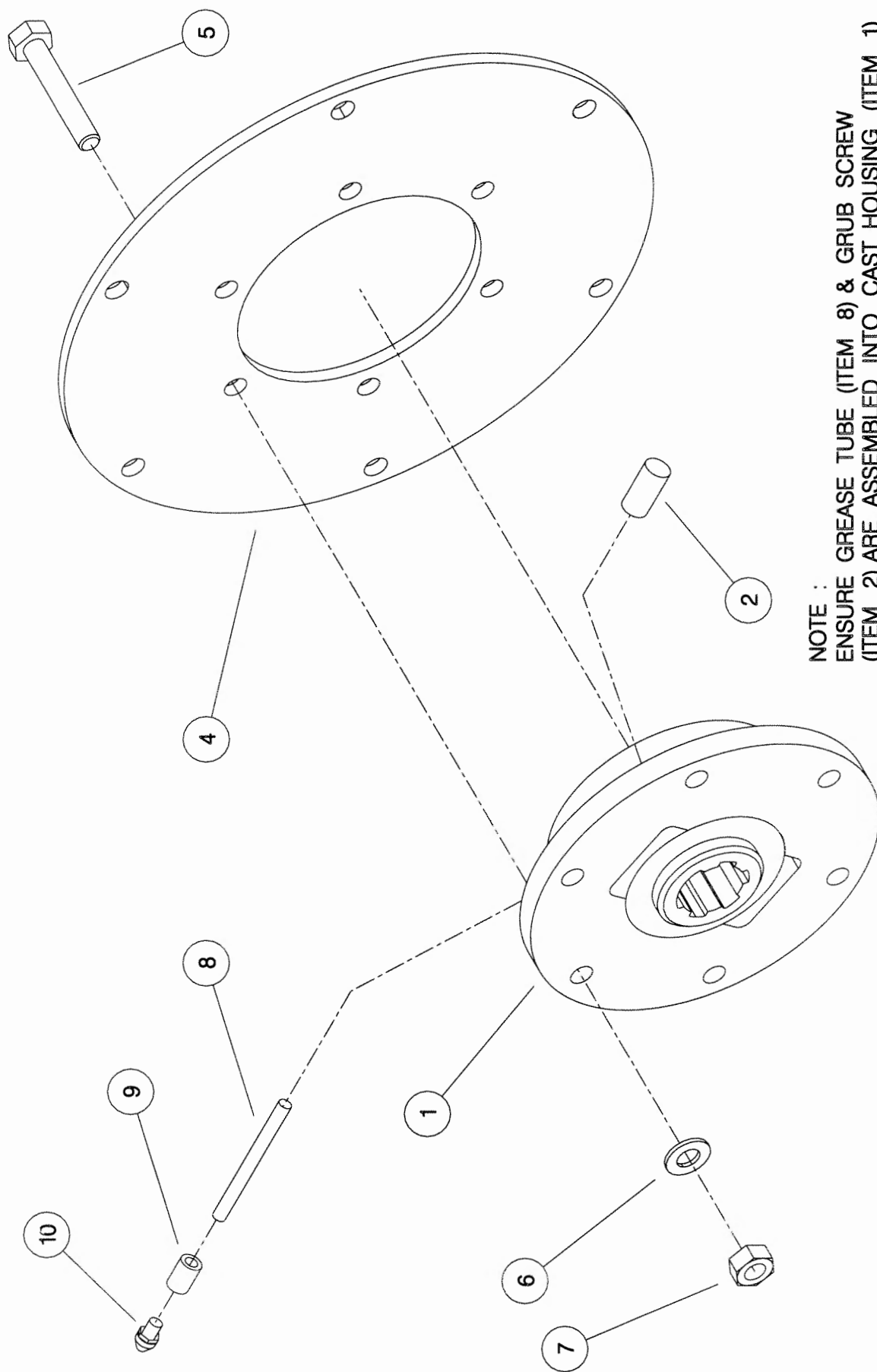
Shelbourne Reynolds Engineering Limited

ASSY NUMBER:		KIT-00527		ASSY DESCRIPTION: PTO END GUARD			
ITEM	PART NO	DESCRIPTION	QTY	ITEM	PART NO	DESCRIPTION	QTY
1	HSS-0055	SET SCREW	3				
2	WSH-0054	SPRING WASHER	3				
3	WSH-0006	FLAT WASHER	3				
4	194619 01	GUARD SECURING BRACKET	3				
5	SCW-5104	SCREW	3				
6	192985 06	GUARD TUBE	1				



Shelbourne Reynolds Engineering Limited

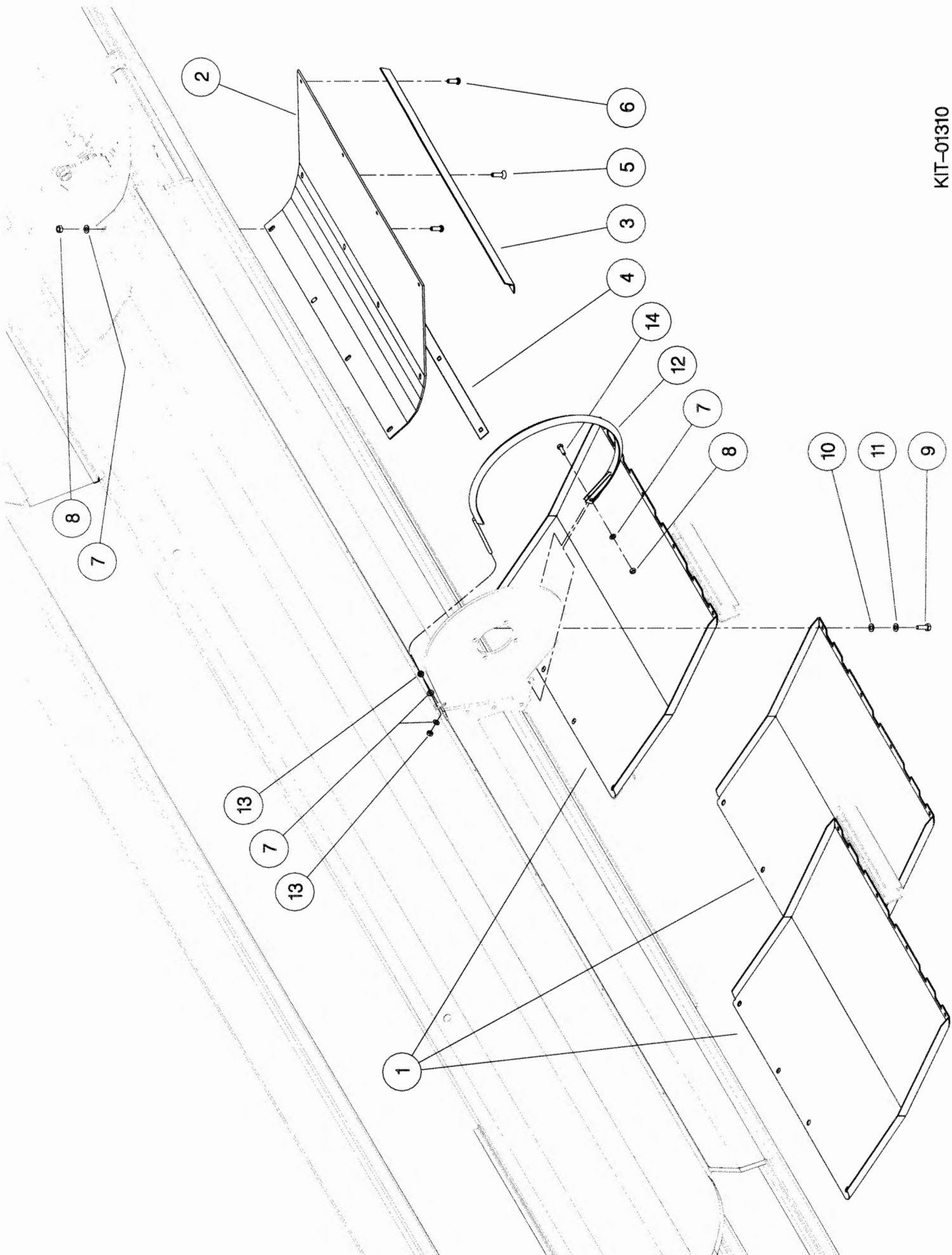
ASSY NUMBER:		KIT-00976		SUB ASSY DESCRIPTION: BALL JOINT COUPLING			
ITEM	PART NO	DESCRIPTION	QTY	ITEM	PART NO	DESCRIPTION	QTY
1	193114 01	SPLINED BALL	1				
2	SCW-4530	GRUB SCREW	1				
3							
4	193106 01	DRIVE RING PLATE	1				
5	HSS-0198	SETSCREW	6				
6	WSH-0015	WASHER	6				
7	NUT-0265	NUT	6				
8	193077 01	GREASE TUBE	1				
9	193078 01	GREASE TUBE ADAPTOR	1				
10	NIP-00600	GREASE NIPPLE	1				



NOTE :
 ENSURE GREASE TUBE (ITEM 8) & GRUB SCREW
 (ITEM 2) ARE ASSEMBLED INTO CAST HOUSING (ITEM 1)
 THE ORIENTATION SHOWN IS FOR A R.H. ROTOR
 OPPOSITE ORIENTATION FOR L.H. ROTOR.

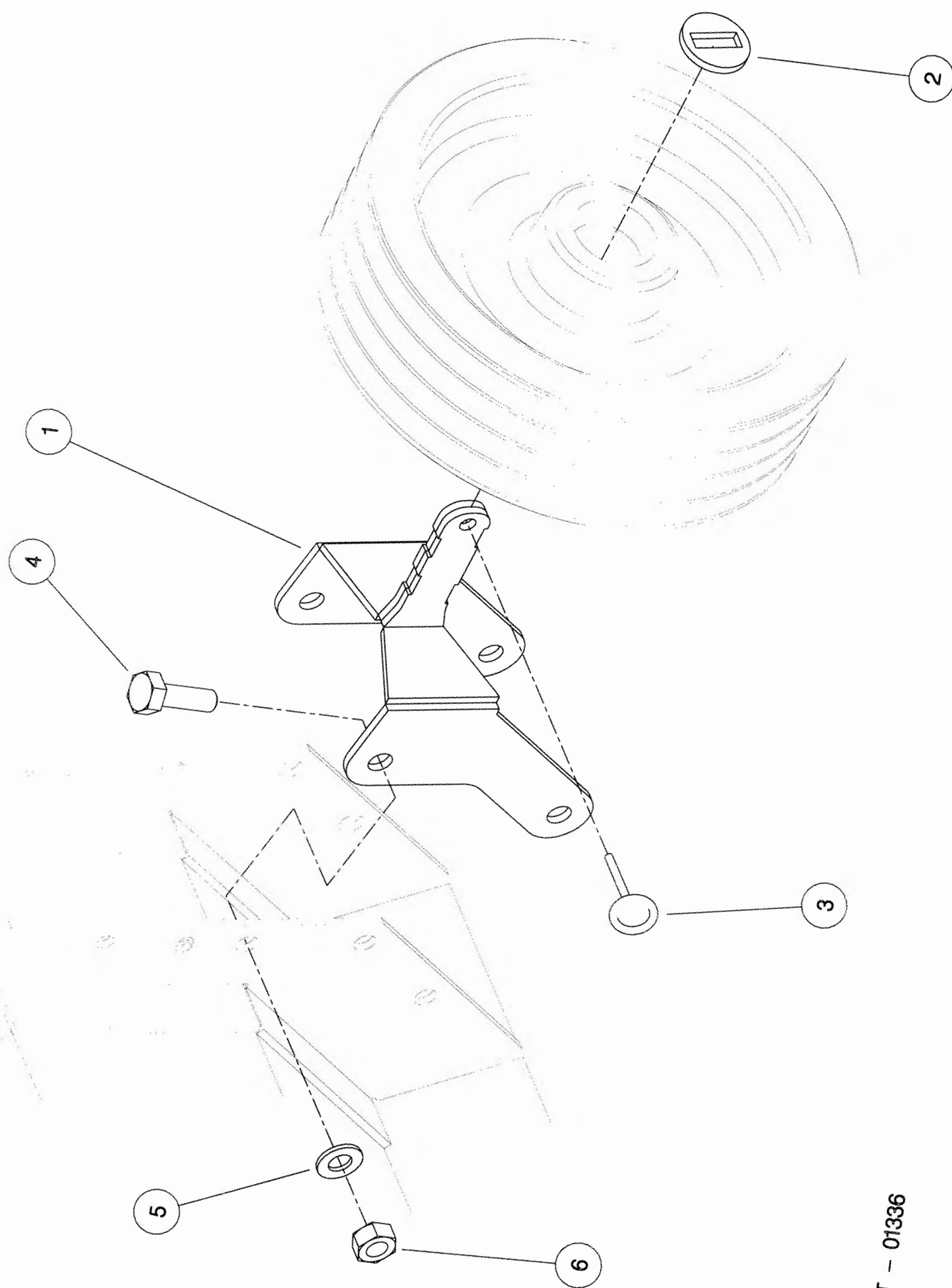
Shelbourne Reynolds Engineering Limited

ASSEMBLY NO: KIT-01310				ASSEMBLY DESCRIPTION: UNIVERSAL BELLY/WEAR PLATE KIT			
ITEM	PART NO	DESCRIPTION	QTY	ITEM	PART NO	DESCRIPTION	QTY
1	195866 01	BELLY PAN	3				
2	195111 01	SKID WEAR PLATE	2				
3	195142 01	FIXING PLATE	2				
4	195144 01	FIXING PLATE	2				
5	SCW-1740	SCREW	8				
6	BLT-2700	COACH BOLT	16				
7	WSH-0012	WASHER	27				
8	NUT-0263	NUT	25				
9	HSS-0191	BOLT	8				
10	WSH-0015	PLAIN WASHER	4				
11	WSH-0061	WASHER	8				
12	192502 01	V STRIP	1				
13	NUT-0164	NUT	2				
14	HSS-0140	SET SCREW	1				



Shelbourne Reynolds Engineering Limited

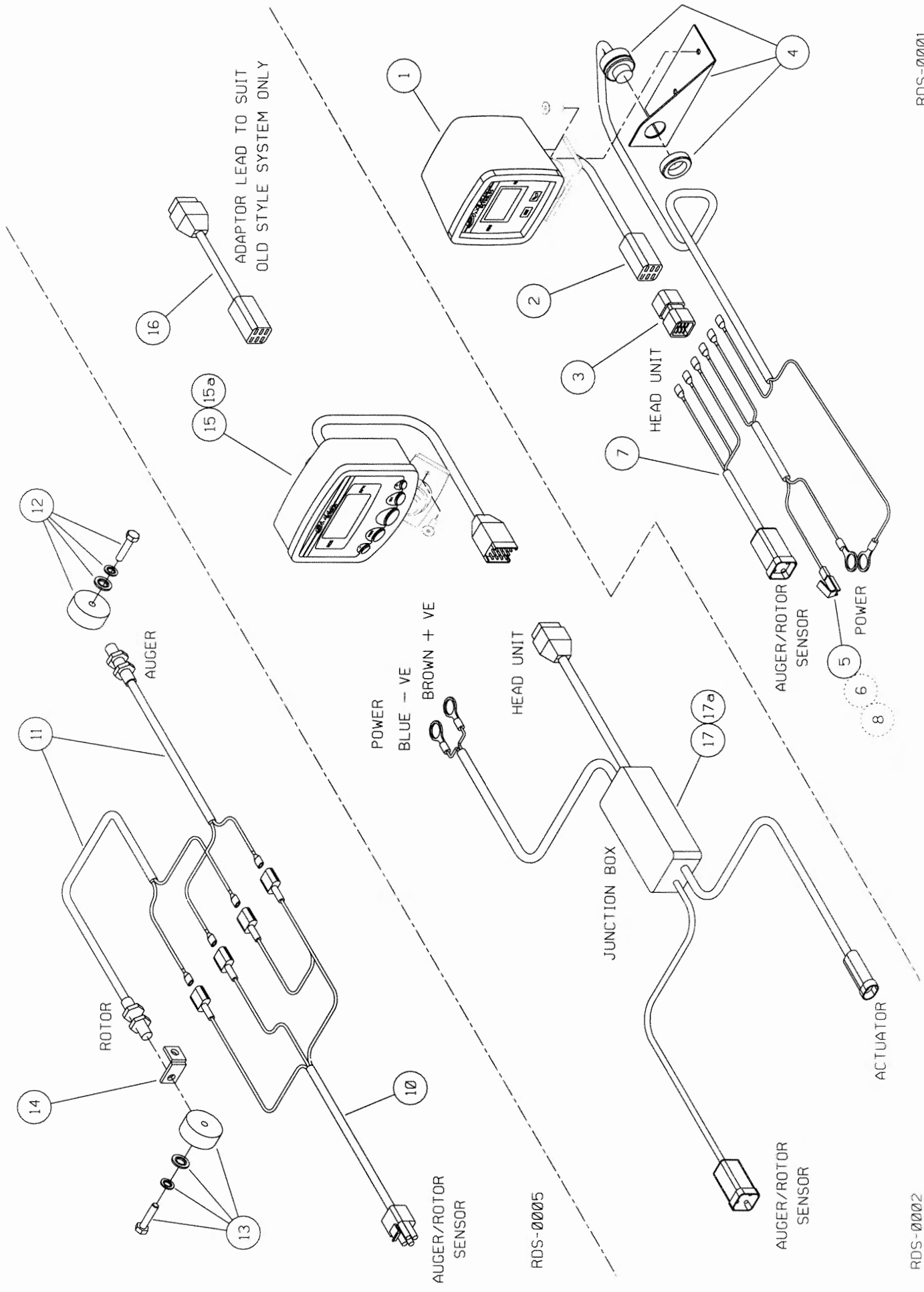
ASSY NUMBER:		KIT-01336		SUB ASSY DESCRIPTION:SPARE PULLEY MOUNTING BRACKET KIT			
ITEM	PART NO	DESCRIPTION	QTY	ITEM	PART NO	DESCRIPTION	QTY
1	197210 01	PULLEY MOUNTING BRACKET	1				
2	197212 01	WASHER	1				
3	PIN-01950	LYNCH PIN	1				
4	HSS-0317	SETSCREW	4				
5	WSH-0024	WASHER	4				
6	NUT-0271	NYLOC NUT	4				



KIT - 01336

Shelbourne Reynolds Engineering Limited

ASSY NUMBER: RDS-0001/RDS-0002&RDS-0005				ASSY DESCRIPTION: TACHO KIT 2003 ONWARDS			
ITEM	PART NO	DESCRIPTION	QTY	ITEM	PART NO	DESCRIPTION	QTY
1	RDS-0010	TACHO HEAD COMPLETE	1	13	RDS-0020	MAGNET CARRIER,	1
2	RDS-0011	TACHO HEAD PLUG & ARMS	1			SET SCREW,	1
3	RDS-0012	HARTING CONNECTOR &	1			PENNY WASHER &	1
		STICKER	1			SPRING WASHER	1
4	RDS-0013	AUDIBLE ALARM,	1	14	RDS-0021	ROTOR SENSOR BRACKET	1
		FIXING BRACKET &		15	RDS-0027	TACHO HEAD COMPLETE	1
		SELF TAP.SCREWS	2	15a	RDS-0029	TACHO HEAD FIX.ARM KIT	1
5	RDS-0014	POWER CONNECTION LEAD	1	16	RDS-0006	CONNECTOR LEAD	1
6	FUS-0022	FUSE	1	17	RDS-0028	JUNCTION BOX/COMBINE LEAD	1
7	RDS-0015	COMBINE LEAD	1	17a	FUS-00026	FUSE	1
8	RDS-0016	24V-12V CONVERTER KIT	1				
9							
10	RDS-0017	HEADER LEAD	1				
11	RDS-0018	SHAFT SENSOR	2				
12	RDS-0019	MAGNET,	1				
		TAPTITE BOLT &	1				
		FIBRE WASHER	1				



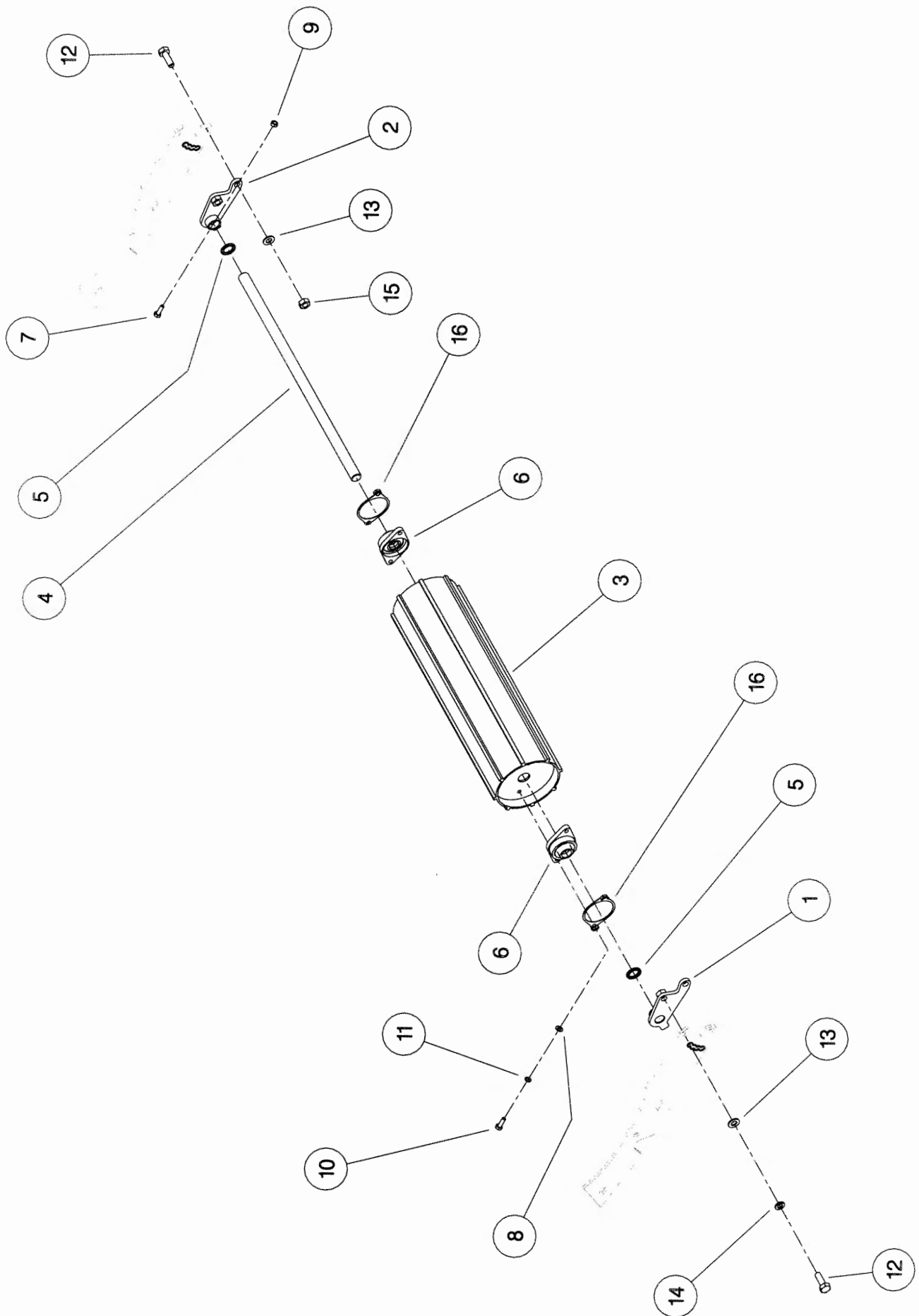
Shelbourne Header

Rsd Range

Kit Option

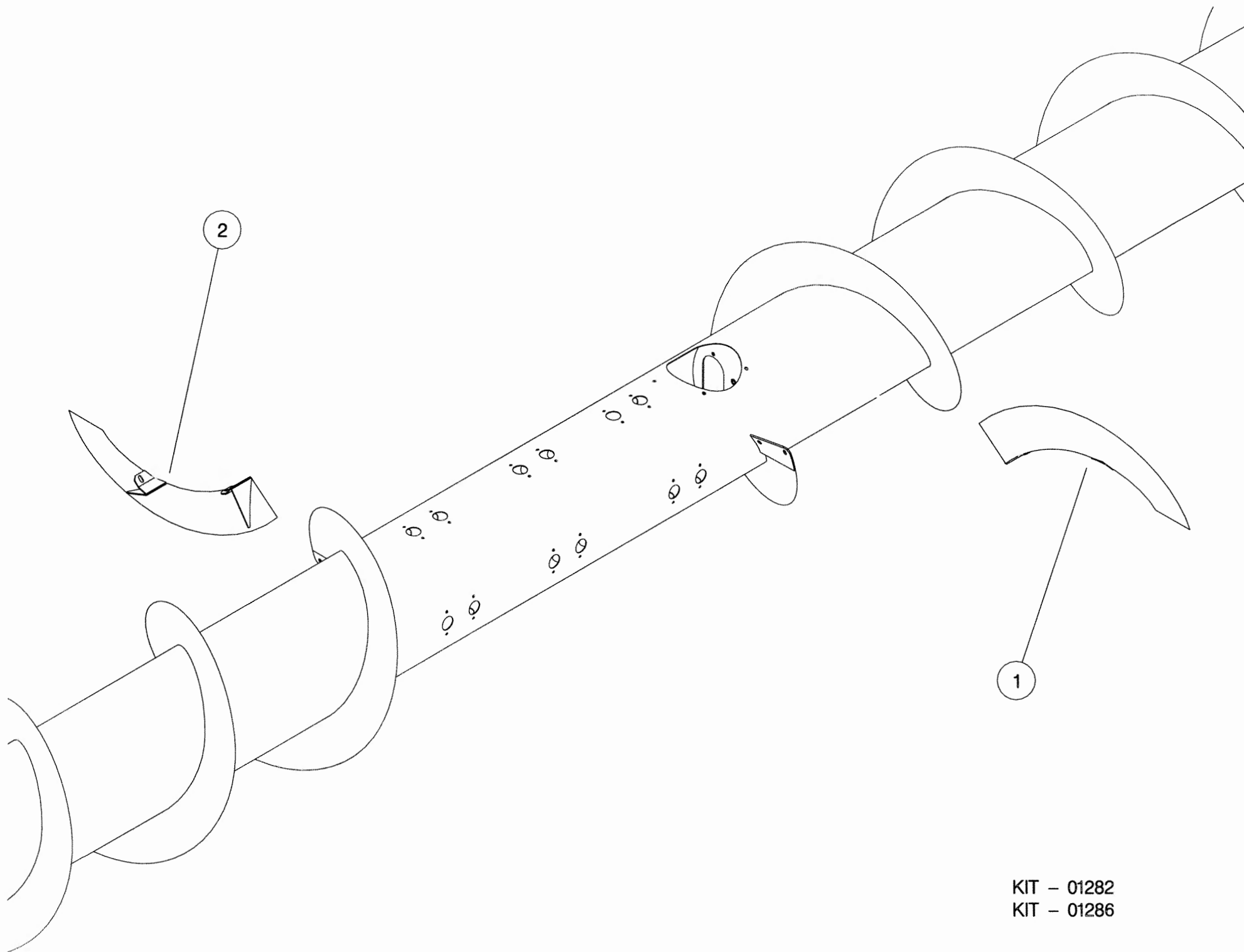
Shelbourne Reynolds Engineering Limited

ASSEMBLY NO: KIT-01281				ASSEMBLY DESCRIPTION: CVS OPTIONAL ROLLER KIT			
ITEM	PART NO	DESCRIPTION	QTY	ITEM	PART NO	DESCRIPTION	QTY
1	193831 01	ROLLER ADJUSTER RH	2				
2	193831 02	ROLLER ADJUSTER LH	2				
3	193834 01	ROLLER	2				
4	193832 01	CENTRE SHAFT	2				
5	190119 03	WASHER	8				
6	BRG-23045	BEARING	4				
7	BLTA10350	BOLT	4				
8	WSH-0015	PLAIN WASHER	8				
9	NUT-0265	NYLOC NUT	4				
10	HSS-0198	BOLT	8				
11	WSH-0061	SPRING WASHER	8				
12	HSS-0318	BOLT	8				
13	WSH-0024	PLAIN WASHER	8				
14	WSH-0070	SPRING WASHER	4				
15	NUT-0271	NYLOC NUT	4				
16	194869 01	LOCKING PLATE	4				



Shelbourne Reynolds Engineering Limited

ITEM		PART NO	DESCRIPTION	QTY	ITEM		PART NO	DESCRIPTION	QTY
1		195148 01	FLIGHT EXTENSION LH	1					
2		195148 02	FLIGHT EXTENSION RH	1					



KIT - 01282
KIT - 01286

Shelbourne Reynolds Engineering Limited

ASSEMBLY NO:		KIT-01316	ASSEMBLY DESCRIPTION:		8.4mt SPILL PLATE EXTENSION KIT		
ITEM	PART NO	DESCRIPTION	QTY	ITEM	PART NO	DESCRIPTION	QTY
1 2 3 4 5	195859 01 HSS-0084 NUT-0260 WSH-0009	1.2mt EXTENSION BOLT NUT WASHER	7 28 28 56				

