

## CVS 32

PARTS MANUAL - 2017 ONLY



# STRIPPER HEADER

Shelbourne Reynolds Engineering Ltd  
Stanton, Bury St Edmunds,  
Suffolk, IP31 2AR, England

Telephone: 01359 250415  
Fax: 01359 250464

Stores Direct : 01359 251231  
Stores Direct: 01359 252031

Shelbourne Reynolds Inc.  
Colby PO box 607,  
1250 S Country Club Drive,  
Colby, Kansas 67701  
U.S.A.

Telephone: (785) 462 6299

Fax: (785) 462 6761

Issue 2 10/07/2017

# ORDERING SPARE PARTS

## IMPORTANT

Your Stripper Header is made up of a Machine assembly number (common parts), specific sub assemblies and also customer optional build kits. The machine, sub assemblies and optional kit numbers are listed in the front pages of your Operators manual. If you do not have these numbers please contact Shelbourne Reynolds Parts Department direct on (telephone) Stanton - (01359) 251231 or Colby - (785) 462 6299.

To ensure that you order the correct part from your SRE dealer please use the following procedure.

### **ALWAYS QUOTE THE MACHINE AND SERIAL NUMBERS WHEN ORDERING.**

The year and/or serial number of the machine may determine the correct sub assembly.

Refer to the Parts Manuals front page/s, listing the machine assemblies. Select the correct machine assembly number which is printed in the top left corner of the page (starting with 1965\_ \_ 01), This machine number can also be taken from the Stripper Header identification plate located on the rear left hand corner of the machine.

On this page you will find the parts listing for the common parts for every configuration of that machine assembly number. You will find the corresponding drawing by either looking at the facing page or progressing through the manual to the next drawing. The drawings indicate the components by item numbers, which you will find, are repeated in the left-hand side of your parts listing, and therefore referring to the correct part.

Note all parts will not be found listed below the machine number. Other parts will be from specific sub assemblies and optional kits. These sub assemblies and kits will be found in numerical order further through the manual. Sub assemblies start with 1960\_ \_ 01 and kits start with KIT- 19 \_ \_ \_.

The parts listing for adaptor plates, drive kits and hydraulic couplings can be found in the following manuals;

### **Drive & Adaptor Plate Manuals**

Massey Ferguson	MAN-03172
Claas/Cat	MAN-03173
John Deere	MAN-03174
New Holland	MAN-03175
Laverda	MAN-03176
Gleaner/Challenger	MAN-03177
Case IH	MAN-03178



# List Of Kit Numbers

196562 16	CVS Stripper Header	4
196143 36	Header Lights Sub Assembly	6
196189 01	Stripping Rotor Assembly RH 4.6m	8
196192 16	Auger Mounting Sub Assembly	10
196193 16	Hydraulic Circuit Sub Assembly	12
196194 16	Cowl Assembly	14
196195 16	Adjustable Crop Deflector Sub Assembly	16
196198 01	Divider Sub Assembly	18
196229 01	Stripping Rotor Assembly LH 4.8m	20
196247 16	Bolt On Paddle Auger Assy 9.6m	22
196248 16	Frame And Parts Sub Assembly	25
196249 01	Emblems And Guards Sub Assembly	28
196252 04	Rotor Mounting Sub Assembly	30
196266 16	Drive Sub Assembly	32
GEA-0064	Input Gearbox Assembly	34
KIT-00121	Auger Drive/Sprocket Clutch	36
KIT-00426	Gearbox Input Shaft Sub Assembly	38
KIT-00976	Ball Joint Centre Coupling	40
KIT-01385	Rotor Pulley Assembly (Bolt In Hubs)	42
KIT-01386	Rear Pulley Assembly (Bolt In Hubs)	44
KIT-01401	Safety Decal Kit North America	46
KIT-01402	Safety Decal Kit ISO	48
RDS-0002	RDS Equipment	50
RDS-0005	RDS Equipment	50
RDS-0007	RDS Equipment	50

## Kit Options

**53**

KIT-01281	Roller Kit	54
KIT-01299	Skid Poly Slip Plate Kit	56
KIT-01340	Steel Skid Cover Kit	58
KIT-01384	Anti-Wrap Plate Kit	60
KIT-01392	CE Area Kit	62
KIT-01404	Non Aggressive Centre Finger Kit	64

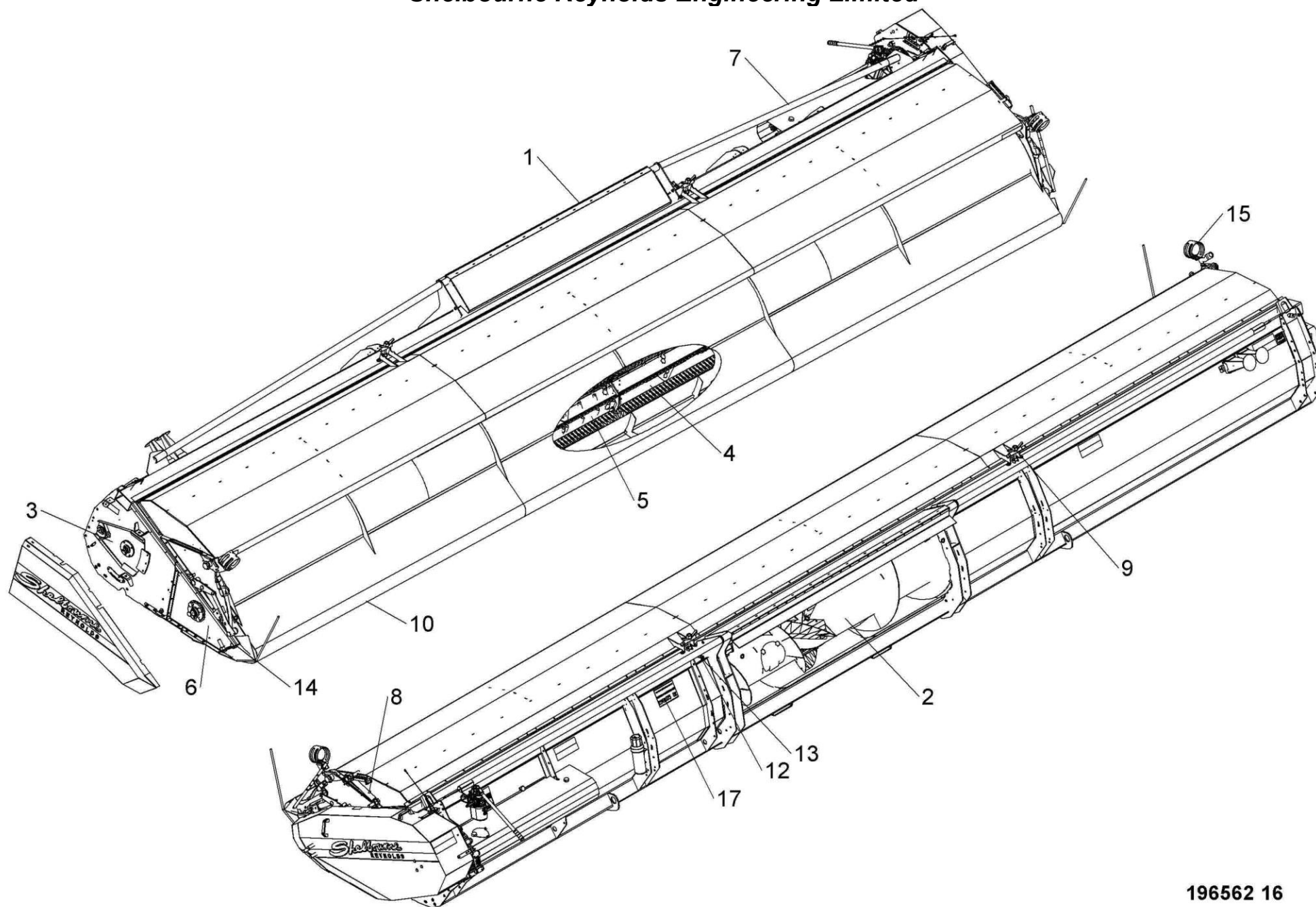


## Shelbourne Reynolds Engineering Limited

ASSY NUMBER: 196562 16				ASSY DESCRIPTION: CVS32 STRIPPER HEADER			
ITEM	PART NO	DESCRIPTION	QTY	ITEM	PART NO	DESCRIPTION	QTY
1	196248 16	FRAME AND PARTS (2010 & ON)	1	OR	RDS-0005	HEADER MONITORING KIT (PRE 2010)	1
OR	196203 16	FRAME AND PARTS (PRE 2010)	1	13	RDS-0002	COMBINE MONITOR KIT CVSPACK1	1
2	196247 16	AUGER ASSY (SPRIAL PADDLE) (2010 & ON)	1	14	196198 01	DIVIDER SUB CVSPACK1	1
OR	196190 36	AUGER ASSY (FINGERED) (PRE 2010)	1	15	196143 36	HEADER LIGHTS SUB (USA ONLY)	1
OR	196237 16	AUGER ASSY (SPIRAL PADDLE) (OPTIONAL IN 2008)	1	16			
3	196192 16	AUGER MTG SUB (2010 & ON)	1	17	KIT-01401	SAFETY DECAL KIT (N AMERICA)	1
OR	196192 03	AUGER MTG SUB (PRE 2010)	1	OR	KIT-01402	SAFETY DECAL KIT (REST OF WORLD)	1
OR	196192 14	AUGER MTG SUB (2007-2008)	1				
4	196229 01	STRIPPING ROTOR ASSY LH 4.8m	1				
5	196189 01	STRIPPING ROTOR ASSY RH 4.8m	1				
6	196252 04	ROTOR MTG SUB (2012 & ON)	1				
OR	196202 02	ROTOR MTG SUB (PRE 2012)	1				
7	196266 16	DRIVE SUB ASSY (2012 & ON)	1				
OR	196197 26	INPUT GEARBOX MTG SUB (PRE 2012)	1				
8	196193 16	HYDRAULICS	1				
9	196194 16	TOP DOOR COWL SUB ASSY	1				
10	196195 16	ADJ CROP DEFLECT SUB	1				
11	196249 01	EMBLEMS AND GUARDS (2010 & ON)	1				
OR	196201 02	EMBLEMS AND GUARDS (PRE 2010)	1				
12	RDS-0007	HEADER MONITORING KIT (2010 & ON )	1				



**Shelbourne Reynolds Engineering Limited**



**196562 16**

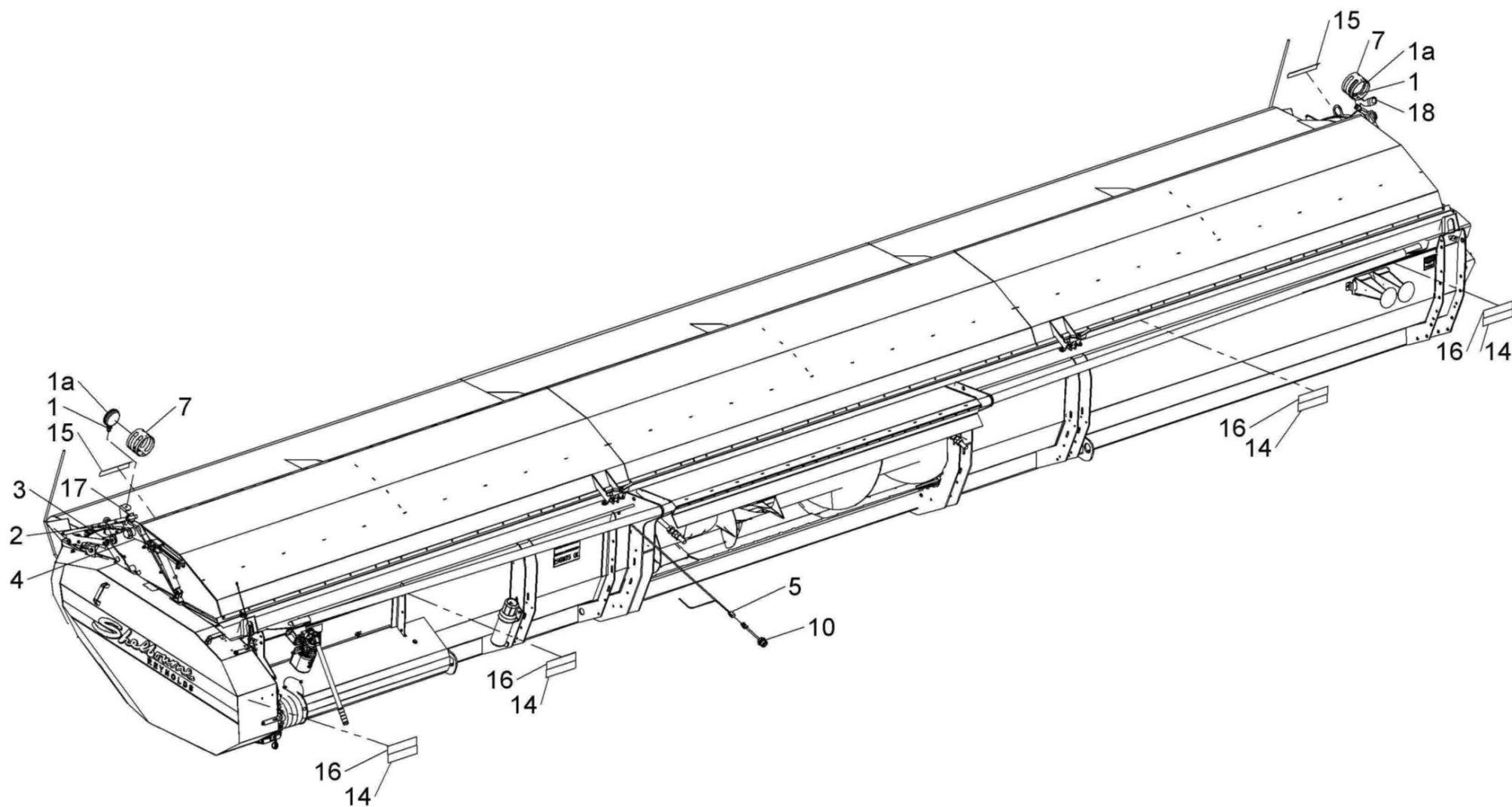


## Shelbourne Reynolds Engineering Limited

ASSY NUMBER: 196143 36				ASSY DESCRIPTION: HEADER LIGHTS SUB Cvs/Rsd/Excel 24-32			
ITEM	PART NO	DESCRIPTION	QTY	ITEM	PART NO	DESCRIPTION	QTY
1	LMP-10505	INDICATOR LAMP	2				
1a	BLB-0015	SPARE BULB (2013 & ON)					
OR	BLB-0020	SPARE BULB (2012 - 2013)					
OR	BLB-0075	SPARE BULB (UPTO 2012)					
1b	LMP-10009	SPARE LENS (3 SCREWS, 2013&ON)					
1b	LMP-10006	SPARE LENS (GROTE, 2012-2013)					
1b	LMP-10000	SPARE LENS FRONT (UPTO 2012)					
1c	LMP-10001	SPARE LENS REAR(PMG UPTO 2012)					
2	ETM-00440	LOOP TERMINAL	2				
3	SCW-5180	SELF TAP SCREW	3				
4	ETM-00560	MALE BULLET TERMINAL	2				
5	198524 01	WIRE LOOM & PLUG ASSY	1				
6							
7	193567 01	INDICATOR GUARD	2				
8							
9							
10	193516 01	LIGHT PLUG ASSY(JD PRE 50 SER)	1				
OR	195207 01	LIGHT PLUG ASSY(JD 50 SERIES)	1				
OR	SEE KIT-01727	LIGHT PLUG ASSY(JD 60&70 SER)	1				
OR	197040 01	LIGHT PLUG ASSY (CASE IH 8010)	1				
OR	197147 01	LIGHT PLUG ASSY (NH CX/CR)	1				
OR	198732 01	LIGHT PLUG ASSY (NH TR)	1				
OR	SEE KIT-01731	LIGHT PLUG ASSY (AGCO MULTI)	1				
11							
12							
13							
14	TPE-00300	FLUORESCENT TAPE -RED/ORANGE	0.23				
14	TPE-00300	FLUORESCENT TAPE -RED/ORANGE	0.23				
14	TPE-00300	FLUORESCENT TAPE -RED/ORANGE	0.23				
14	TPE-00300	FLUORESCENT TAPE -RED/ORANGE	0.23				
15	TPE-00250	REFLECTIVE TAPE - YELLOW	0.23				
15	TPE-00250	REFLECTIVE TAPE - YELLOW	0.23				
16	TPE-00251	REFLECTIVE TAPE - RED	0.23				
16	TPE-00251	REFLECTIVE TAPE - RED	0.23				
16	TPE-00251	REFLECTIVE TAPE - RED	0.23				
16	TPE-00251	REFLECTIVE TAPE - RED	0.23				
17	198958 01	LH LIGHT MOUNTING BRACKET	1				
18	198958 02	RH LIGHT MOUNTING BRACKET	1				



# **Shelbourne Reynolds Engineering Limited**



**196143 36**



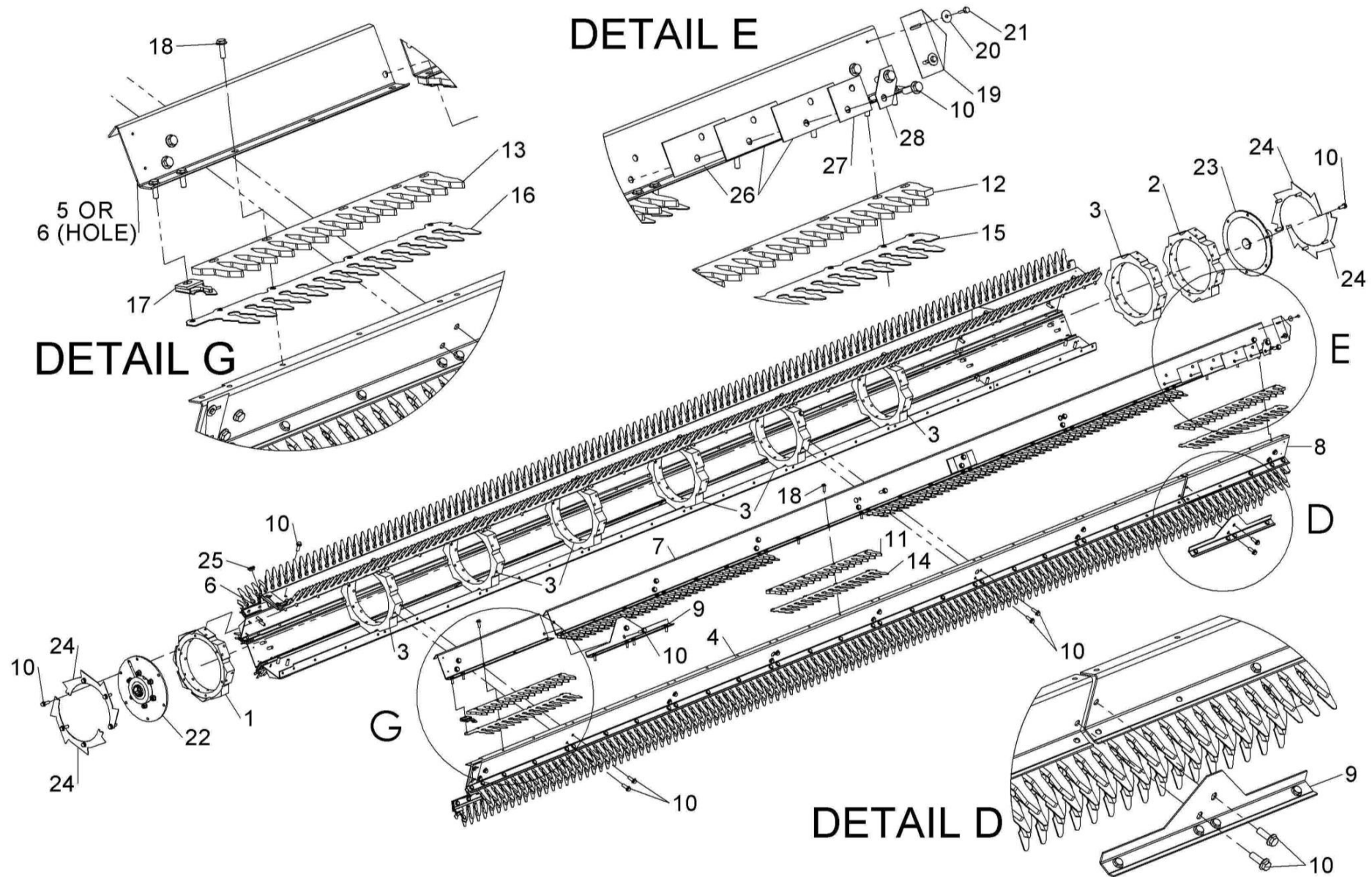
## Shelbourne Reynolds Engineering Limited

ASSY NUMBER: 196189 01				ASSY DESCRIPTION: STRIPPING ROTOR ASSY RH 4.8m			
ITEM	PART NO	DESCRIPTION	QTY	ITEM	PART NO	DESCRIPTION	QTY
1	192892 01	OUTER HUB CASTING LH	1				
2	192892 02	OUTER HUB CASTING RH	1				
3	192892 03	INNER HUB CASTING	7				
4	193526 01	ROTOR SECTION 4.2m LH	4				
5	193526 07	ROTOR SECTION 0.6m LH	3				
6	194370 04	ROTOR SECTION 0.6m LH (HOLE)	1				
7	193527 01	ROTOR SECTION 4.2m RH	4				
8	193527 07	ROTOR SECTION 0.6m RH	4				
9	193528 01	STRENGTHENER PLATE	8				
10	HSSG10204	SETSCREW	156				
11	193558 01	STANDARD ELEMENT CTR	48				
12	193558 02	STANDARD ELEMENT END	8				
13	193558 03	STANDARD ELEMENT CTR END	8				
14	197717 01	SEED SAVER CTR (PROFILED EDGE)	48				
OR	193780 01	SEED SAVER CTR (STRAIGHT EDGE)	48		NOTE	ITEMS 14, 15 AND 16	
15	197719 02	SEED SAVER RH END (PROFILED)	8			BOTH TYPES OF SEED SAVER ARE	
OR	193782 02	SEED SAVER RH END (STRAIGHT)	8			INTERCHANGEABLE BUT FOR	
16	197718 01	SEED SAVER RH CTR (PROFILED)	8			BALANCE REASONS IF MIXING	
OR	193781 01	SEED SAVER RH CTR (STRAIGHT)	8			TYPES ON A ROTOR FIT AS	
17	194109 02	CENTRE FINGER RH	8			OPPOSITE PAIRS.	
18	HSSF08174	TENSILOCK SETSCREW	272				
19	192679 01	ANTI-WRAP PLATE	8				
20	WSH-1034	PENNY WASHER	16				
21	SCW-5180	SELF TAPPING SCREW	16		NOTE	ITEMS 15 AND 16 ARE CORRECT	
22	KIT-00976	BALL COUPLING KIT	1			PARTS WHEN FINGERS SET WITH	
23	192899 01	IDLE SHAFT W/A	1			FLANGES UP, IE. AGGRESSIVE.	
24	192959 01	OUTER CLAMP RING	4			SEE LH ROTOR ASSY PARTS WHEN	
25	BPG-00200	RUBBER PLUG	1			FLANGES ARE REQUIRED DOWN.	
26	193118 01	BALANCE WEIGHT	6				
27	193118 02	BALANCE WEIGHT	2				
28	193382 01	BALANCE WEIGHT	1				

# DETAIL E

# DETAIL G

# DETAIL D



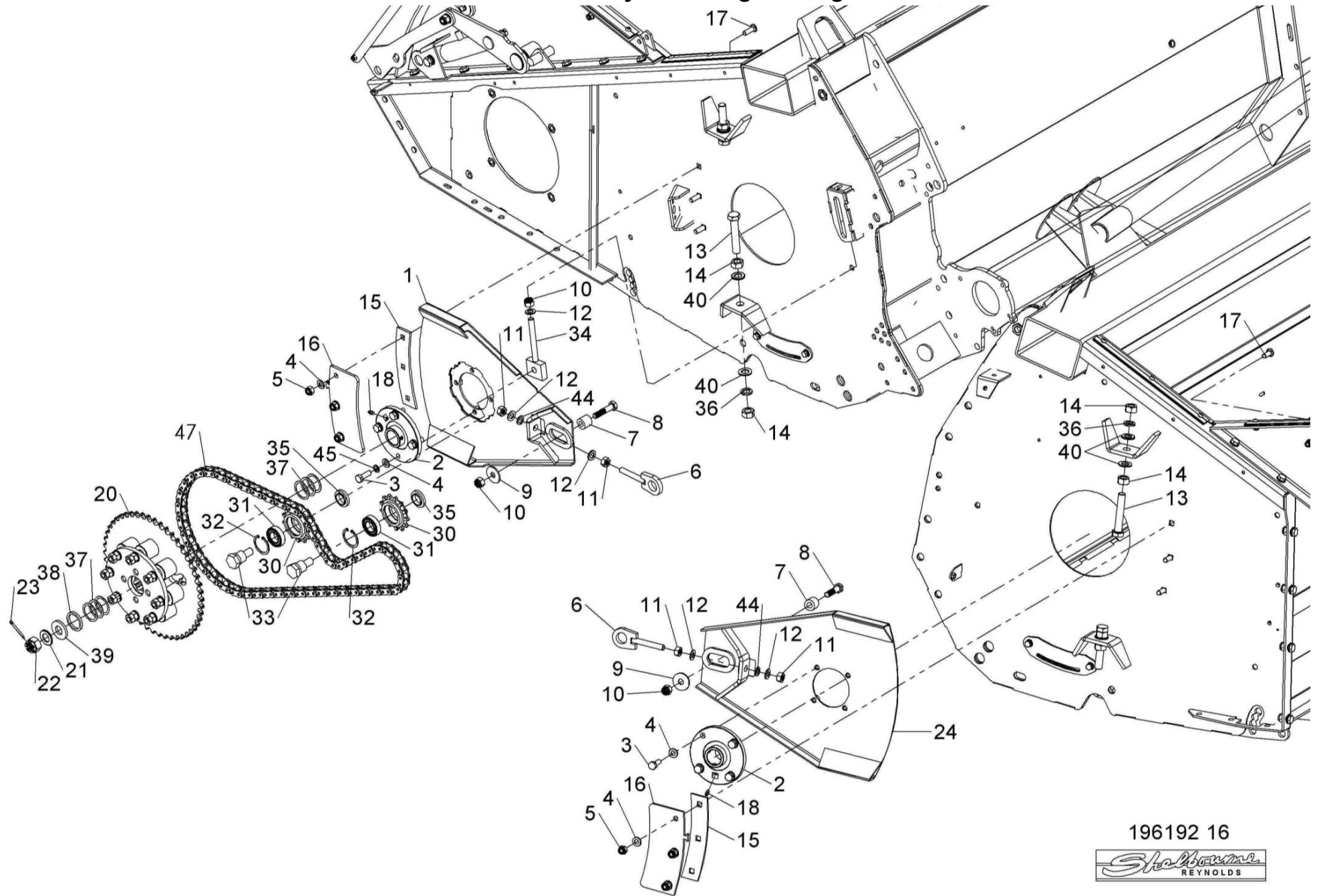
196189 01

## Shelbourne Reynolds Engineering Limited

ASSY NUMBER: 196192 16				ASSY DESCRIPTION: AUGER MTG SUB ASSY			
ITEM	PART NO	DESCRIPTION	QTY	ITEM	PART NO	DESCRIPTION	QTY
1	199475 01	ADJUSTER PLATE LH	1	40	WSH-0024	PLAIN WASHER	8
2	BRG-23560	CAST SUPPORT	2	41			
3	HSS-0194	SET SCREW	8	42			
4	WSH-0015	PLAIN WASHER	6	43			
5	NUT-0265	NYLOC NUT	6	44	WSH-0065	SPRING WASHER	2
6	200405 01	ADJUSTER	2	45	WSH-0061	SPRING WASHER	8
7	200499 01	SPACER	2	46	190548 04	SHIM (40x18x1)	A/R
8	BLTA12350	BOLT	2	47	CHN-01991	CHIAN (99 LINKS c/w JOINER)	1
9	190119 26	WASHER	2	47a	CHN-01910	CHAIN HALF LINK	
10	NUT-0269	NYLOC NUT	3	47b	CHN-01901	JOINING LINK	
11	NUT-0170	PLAIN NUT	4				
12	WSH-0018	PLAIN WASHER	5				
13	HSS-0330	SET SCREW	4				
14	NUT-0180	PLAIN NUT	8				
15	200407 01	SUPPORT PLATE	2				
16	200408 01	OVERLAP PLATE	2				
17	BLT-3750	COACHBOLT	6				
18	NIP-00600	GREASE NIPPLE	2				
19							
20	KIT-00121	AUGER SLIP CLUTCH (SEE PARTS LIST KIT-00121)	1				
21	WSH-0030	PLAIN WASHER	1				
22	NUT-0580	CASTLE NUT	1				
23	PIN-1150	SPLIT PIN	1				
24	197711 01	ADJUSTER PLT RH	1				
25							
26							
27							
28							
29							
30	131041 01	SPROCKET IDLER	2				
31	BRG-1995	BEARING	2				
32	CIR-0470	CIRCLIP	2				
33	190060 11	IDLER SPINDLE	2				
34	191777 01	IDLER ADJ SCREW	1				
35	191040 01	IDLER SPACER	2				
36	WSH-0070	SPRING WASHER	4				
37	190119 95	WASHER	6				
38	190119 82	WASHER	1				
39	190119 47	WASHER	1				



# Shelbourne Reynolds Engineering Limited



196192 16

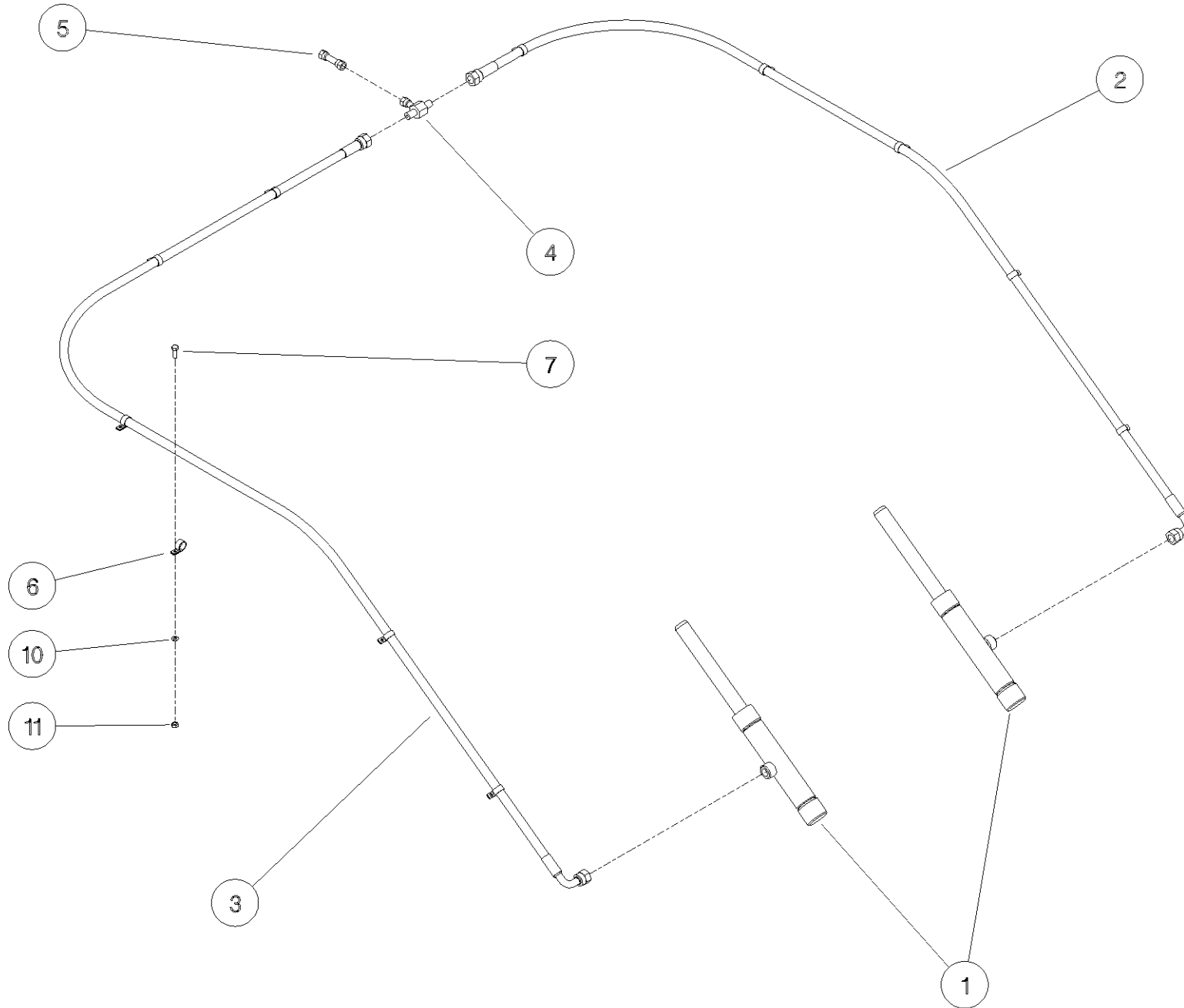
*Shelbourne*  
REYNOLDS

## Shelbourne Reynolds Engineering Limited

ASSY NUMBER: 196193 16				ASSY DESCRIPTION: HYDRAULIC CIRCUIT SUB Cvs 32			
ITEM	PART NO	DESCRIPTION	QTY	ITEM	PART NO	DESCRIPTION	QTY
1	195075 01	HYDRAULIC RAM	2				
1a	RMSK00030	SEAL KIT (SPARES)					
2	HHBC43510	HYD HOSE ASSY LH	1				
3	HHBC78010	HYD HOSE ASSY RH	1				
4	HPPD07100	HYD TEE FITTING	1				
5	FIT-0213	HYD BULKHEAD FITTING	1				
6	CLP-01012	P CLIP	8				
7	SCW-4960	BUTTON SKT.HD SCREW	4				1
8							1
9							
10	WSH-0009	PLAIN WASHER	4				
11	NUT-0260	NYLOC NUT	4				



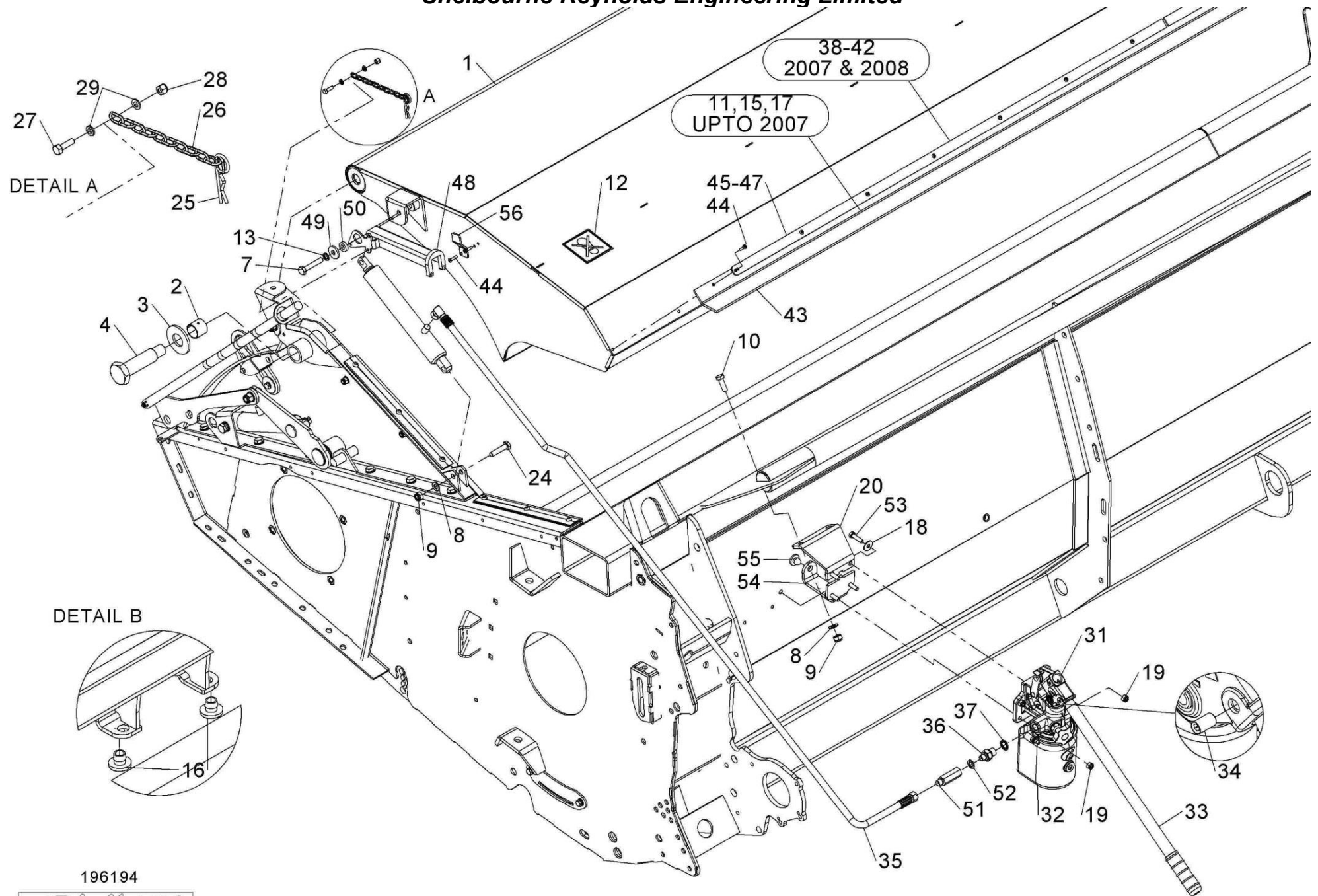
***Shelbourne Reynolds Engineering Limited***



## Shelbourne Reynolds Engineering Limited

ASSY NUMBER: 196194 16				ASSY DESCRIPTION: COWL ASSY 9.6(32') Cvs			
ITEM	PART NO	DESCRIPTION	QTY	ITEM	PART NO	DESCRIPTION	QTY
1	197301 01	HOOD W/A (2005 & ON)	1	31c	HPS-01500	SEAL KIT FOR JAC-00226	
OR	197301 27K	SPARES HOOD ASSY, INC.ITEMS 1,16,43,44,45,46,47, & 56		32	JAC-00222	PLASTIC TANK (CVS32151733 & ON)	1
OR	194940 01	HOOD W/A (UPTO 2004)	1	OR	JAC-00221	HYD RESEVOIR (2007-CVS32151640)	1
OR	197301 27K	SPARES HOOD ASSY, INC.ITEMS 1,16,43,44,45,46,47, & 56		33	JAC-00230	JACK HANDLE (2007 & ON)	1
3	192813 01	LARGE WASHER	2	34	SCW-4530	GRUBSCREW (2007 & ON)	1
4	192812 01	COWL PIN	2	35	HHCC10505	HYD HOSE (CVS32151733 & ON)	1
5	NIP-0001	GREASE ZERK (UPTO 2009)	2	OR	HHCC11505	HYD HOSE (2007 - CVS32151640)	1
6	GSTA14406	GAS STRUTT (1700N) (UPTO 2007)	2	36	FIT-0025	MM ADPT(CVS32151733 & ON)	1
7	BLTA10380	BOLT	1	OR	HAPAA0305	HYD REST(2007-CVS32151640)	1
8	WSH-0015	PLAIN WASHER	3	37	WSH-1010	DOWTY WASHER (2007 & ON)	1
9	NUT-0265	NYLOC NUT	3	38	197615 01	CLAMP STRIP (END) (2007 & 08)	2
10	HSS-0194	SETSCREW (2007 & ON)	2	39	197615 10	CLAMP STRIP (HANDLE) (2007 &	2
11	EDS-11696	SEAL STRIP (UPTO 2007)	1	40	197615 11	CLAMP STRIP (INNER) (2007& 08)	2
12	192718 01	TRANSFER(NO STEP)	2	41	197615 13	CLAMP STRIP (SMALL) (2007& 08)	2
13	WSH-0061	SPRING WASHER	1	42	197615 08	CLAMP STRIP (CTR) (2007 & 08)	1
14				43	198066 08	SEALING STRIP (2009 & ON)	1
15	197289 02	SEAL CLAMP PLATE (UPTO 2007)	8	OR	197602 06	SEALING STRIP (2007 & 08)	1
16	197810 01	BUMP STOP	4	44	POP-0006	POP RIVET (2009 & ON)	51
17	HSS-0140	SETSCREW (UPTO 2007)	24	45	198067 01	CLAMP STRIP (2009 &ON) (1304mm)	1
18	WSH-1038	WASHER	4	46	198067 02	CLAMP STRIP (2009 &ON) (1194mm)	6
19	NUT-0263	NYLOC NUT	4	47	198067 03	CLAMP STRIP (2009 &ON) (1104mm)	1
20	199831 01	PUMP BRKT TOP (CVS32151733 & ON)	1	48	198311 01	RAM STOP (CVS**100149 & ON)	1
OR	197607 01	HAND PUMP BRKT (2007-CVS32151640)	1	49	190119 75	WASHER (CVS**100149 & ON)	1
21	197606 01	STORAGE BRKT (2007-CVS**100148)	1	50	190119 79	WASHER (CVS**100149 & ON)	1
22	197605 01	RAM STOP (2007-CVS**100148)	1	51	HVB-93000	FLOW RESTRIC' (CVS32151733 & ON)	1
23	PIN-1720	D PIN (2007-CVS**100148)	1	52	WSH-1005	DOWTY WSH (CVS32151733 & ON)	1
24	BLTA10290	BOLT	1	53	HSS-0150	BOLT (CVS32151733 & ON)	4
25	CLP-00103	R CLIP (2007-2017)	1	54	199832 01	PUMP BRKT BTM (CVS32151733 & ON)	1
26	CHN-0145	CHAIN (2007-2017)	0.17	55	RUB-0330	RUBBER GROMMET	1
27	HSS-0086	SET SCREW (2007-2017)	1	56	290373 01	HOOK (2017 & ON)	1
28	NUT-0260	NYLOC NUT (2007-2017)	1				
29	WSH-0009	PLAIN WASHER (2007-2017)	2				
30	197601 01	HYDRAULIC CYLINDER (2007 & ON)	1				
30a	RMSK00030	RAM SEAL KIT					
31	JAC-00227	HYD HAND PUMP (CVS32151733 & ON)	1				
OR	JAC-00226	HYD HAND PUMP (2007-CVS32151640)	1				
31a	FITE00107	FILLER CAP					
31b	HPS-01510	SEAL KIT FOR JAC-00227					

# Shelbourne Reynolds Engineering Limited

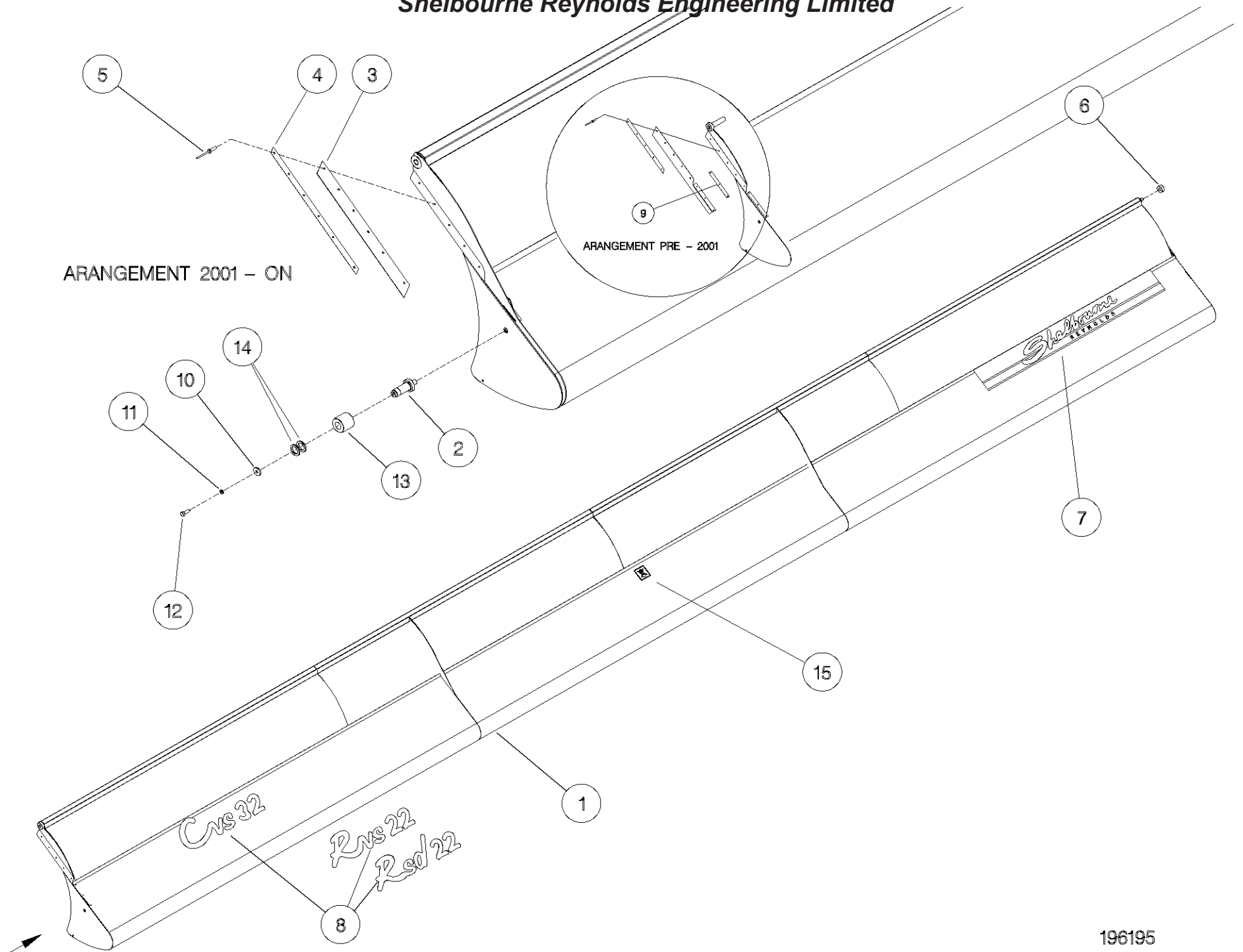


196194



## Shelbourne Reynolds Engineering Limited

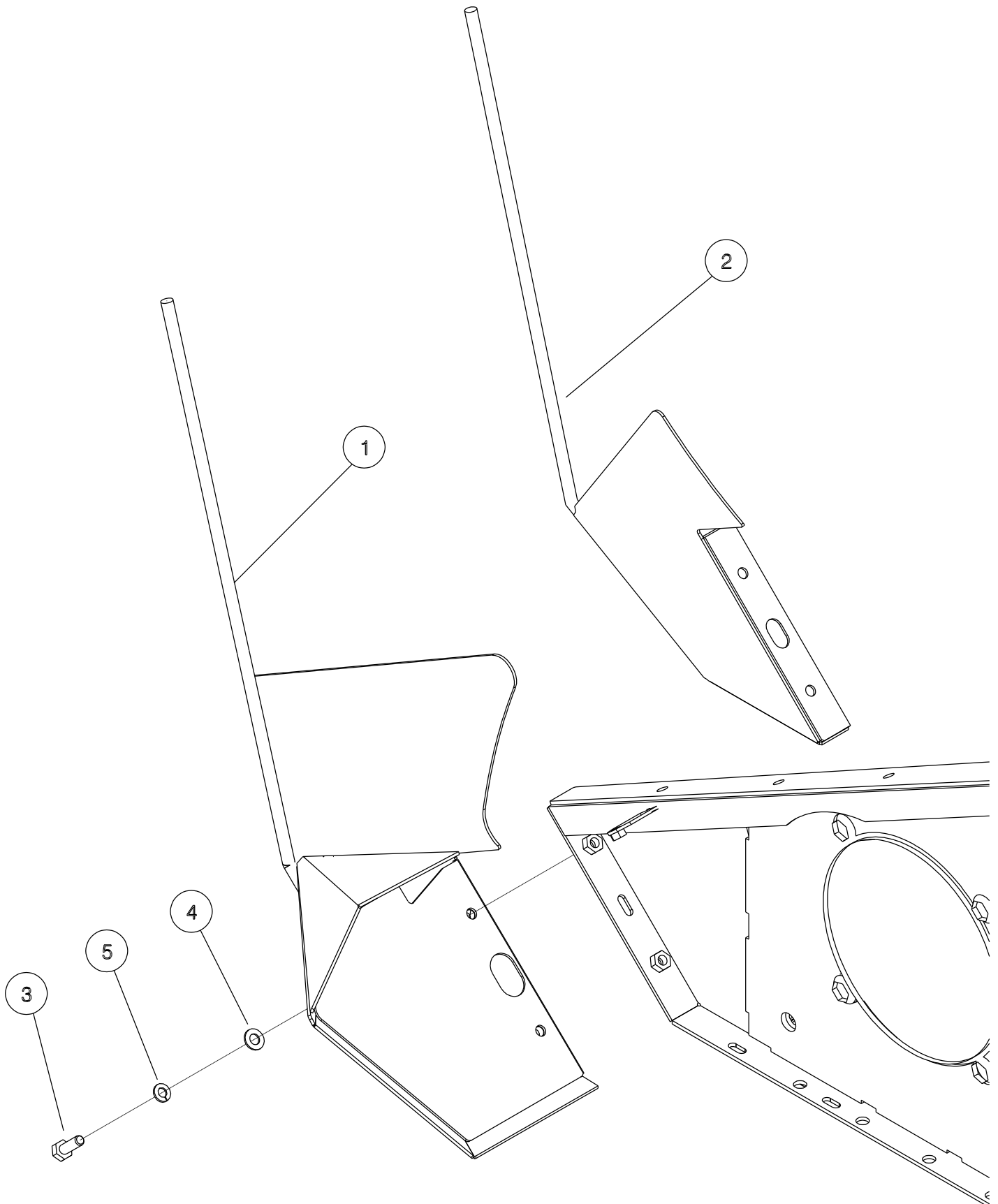
ASSY NUMBER: 196195 16				ASSY DESCRIPTION: 32'ADJ CROP DEFLECT SUB			
ITEM	PART NO	DESCRIPTION	QTY	ITEM	PART NO	DESCRIPTION	QTY
1	194468 01	CROP DEFLECTOR	1				
OR	199428 01	SPARES CROP DEFLECTOR (CAN SUPPLY AS ALTERNATIVE)					
2	195379 01	SPINDLE (2002 & ON)	2				
OR	192687 01	SPINDLE (UPTO 2001)	2				
3	195432 01	SEAL STRIP (2002 & ON)	2				
OR	195139 01	SEAL STRIP (UPTO 2001)	2				
4	195433 01	CLAMP STRIP (2002 & ON)	2				
OR	194485 01	CLAMP STRIP (UPTO 2001)	2				
5	POP-0006	POP RIVET	12				
6	191642 01	NYLON ROLLER	2				
7	191981 01	LOGO (SHELBOURNE REYNOLDS)	1				
8	199015 01	EMBLEM (Cvs32) WHITE	1				
OR	194500 01	EMBLEM (Cvs32) RED	1				
9	195140 01	FRONT CLAMP STRIP (UPTO 2001)	2				
10	190119 08	WASHER	2				
11	WSH-0058	SPRING WASHER	2				
12	HSS-0140	SETSCREW	2				
13	192688 01	NYLON ROLLER	2				
14	190119 20	WASHER (UPTO 2012)	4				
15	192718 01	TRANSFER (NO STEP)	1				



***Shelbourne Reynolds Engineering Limited***

ASSY NUMBER: 196198 01				ASSY DESCRIPTION: DIVIDER SUB ASSY			
ITEM	PART NO	DESCRIPTION	QTY	ITEM	PART NO	DESCRIPTION	QTY
1	194501 01	DIVIDER ASSY LH	1				
2	194501 02	DIVIDER ASSY RH	1				
3	HSS-0191	SETSCREW	4				
4	WSH-0015	PLAIN WASHER	4				
5	WSH-0061	SPRING WASHER	4				

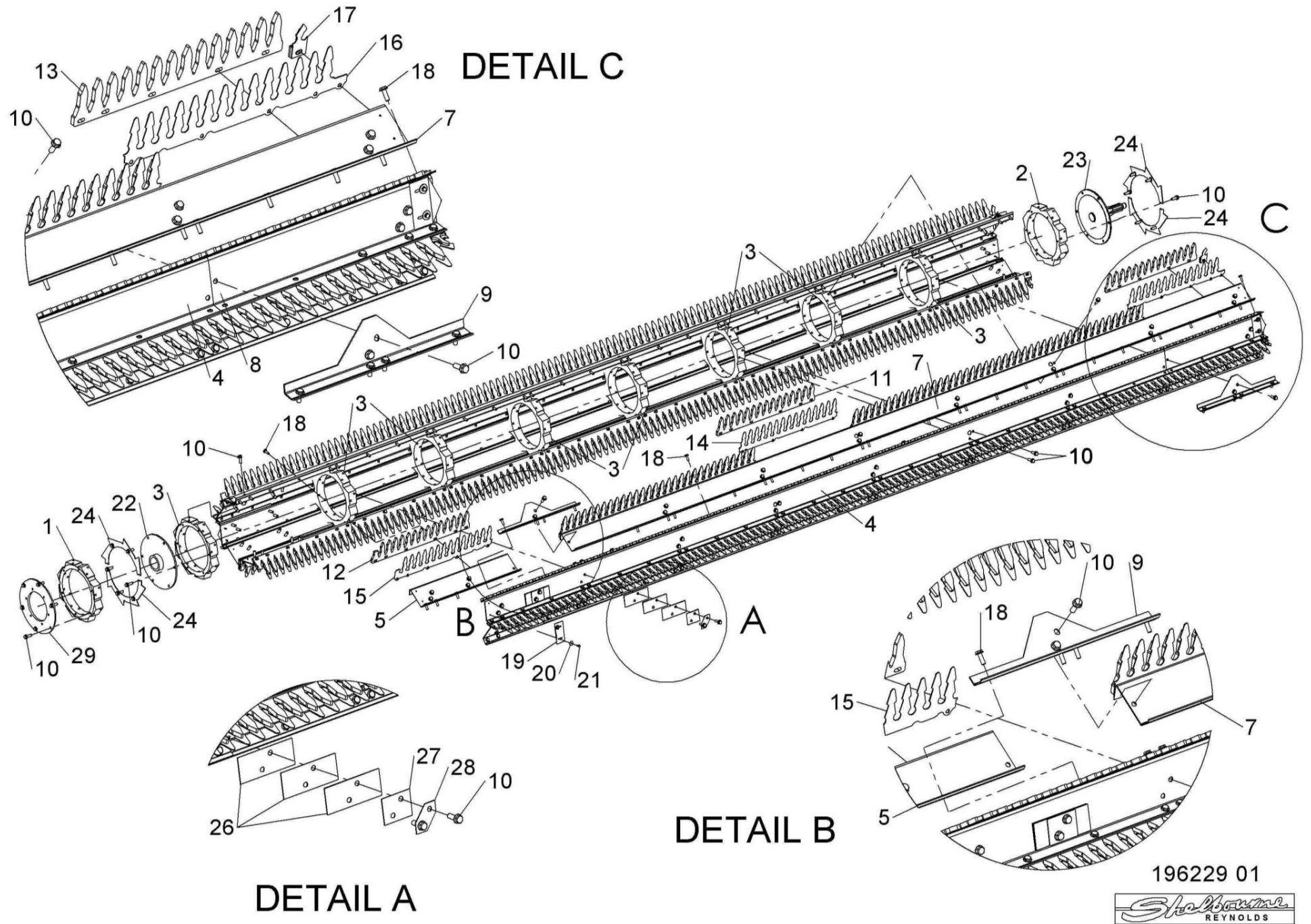




196198 01  
196198 02

## Shelbourne Reynolds Engineering Limited

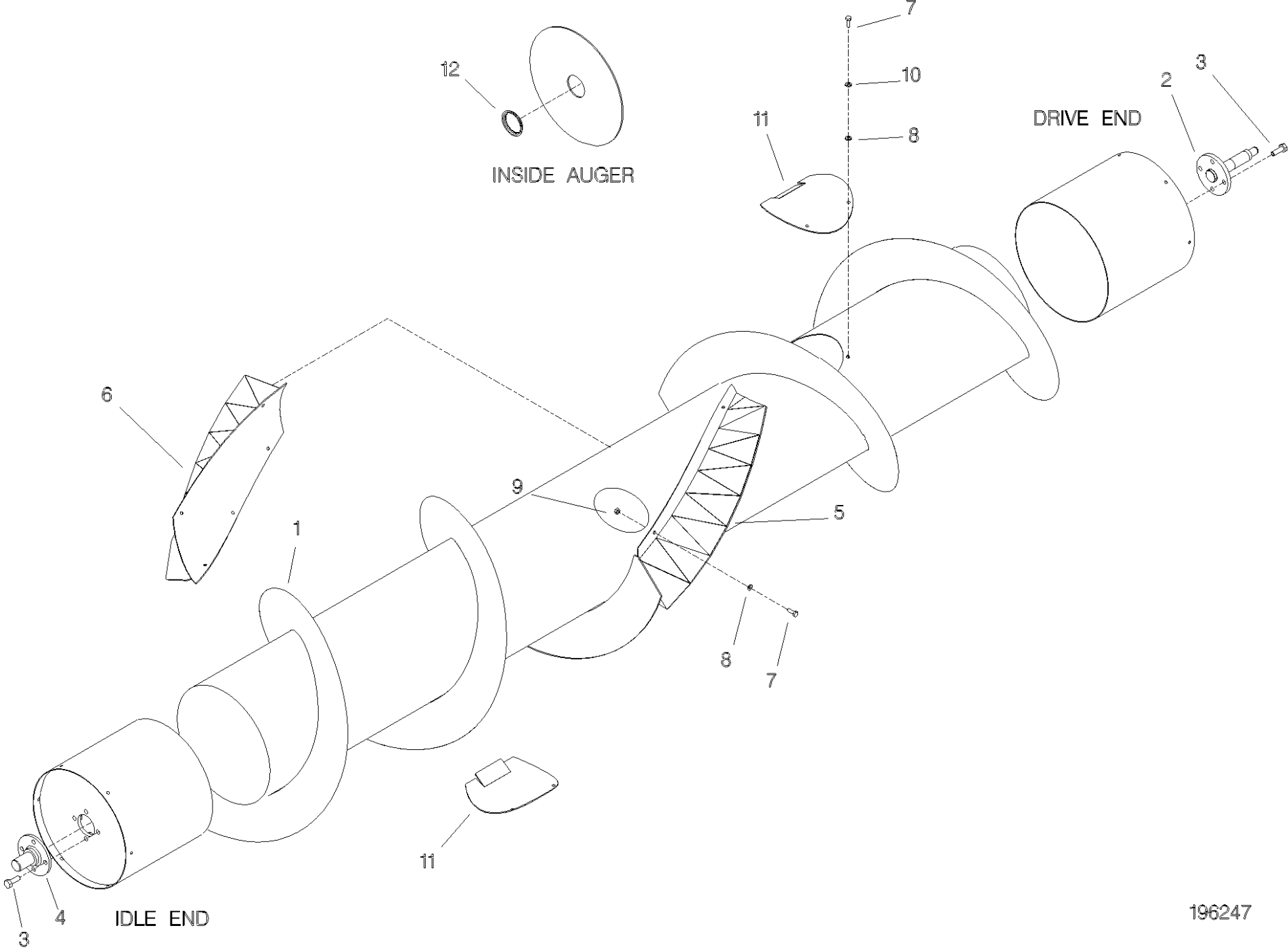
ASSY NUMBER: 196229 01				ASSY DESCRIPTION: STRIPPING ROTOR ASSY LH 4.8m			
ITEM	PART NO	DESCRIPTION	QTY	ITEM	PART NO	DESCRIPTION	QTY
1	192892 01	OUTER HUB CASTING LH	2				
2	192892 02	OUTER HUB CASTING RH	1				
3	192892 03	INNER HUB CASTING	7				
4	194370 01	ROTOR SECTION 4.2m LH	4				
5	194370 02	ROTOR SECTION 0.6m LH	4				
6							
7	193527 01	ROTOR SECTION 4.2m RH	4				
8	193527 07	ROTOR SECTION 0.6m RH	4				
9	193528 01	STRENGTHENER PLATE	8				
10	HSSG10204	TENSILOCK SETSCREW	178				
11	193558 01	STANDARD ELEMENT CTR	48				
12	193558 02	STANDARD ELEMENT END	8				
13	193558 03	STANDARD ELEMENT CTR END	8				
14	197717 01	SEED SAVER CENTRE (PROFILED)	48				
OR	193780 01	SEED SAVER CENTRE (STRAIGHT)	48				
15	197719 01	SEED SAVER LH END (PROFILED)	8				
OR	193782 01	SEED SAVER LH END (STRAIGHT)	8				
16	197718 02	SEED SAVER LH CTR (PROFILED)	8				
OR	193781 02	SEED SAVER LH CTR (STRAIGHT)	8				
17	194109 01	CENTRE FINGER LH	8				
18	HSSF08174	TENSILOCK SETSCREW	272				
19	192679 01	ANTI WRAP PLATE	8				
20	WSH-1034	PENNY WASHER	16		NOTE	ITEMS 14, 15 AND 16.	
21	SCW-5180	SELF TAP SCREW	16			BOTH TYPES OF SEED SAVER ARE	
22	197114 01	ROTOR DRIVE DISC W/A	1			INTERCHANGEABLE BUT FOR	
23	193103 01	CTR DRIVE SHFT W/A	1			BALANCE REASONS IF MIXING	
24	192959 01	OUTER CLAMP RING	4			TYPES ON A ROTOR FIT AS	
25						OPPOSITE PAIRS.	
26	193118 01	BALANCE WEIGHT	6				
27	193118 02	BALANCE WEIGHT	2				
28	193382 01	BALANCE WEIGHT	1		NOTE	ITEMS 15 AND 16 ARE CORRECT	
29	197111 01	ROTOR DRIVE DISC	1			PARTS WHEN FINGERS SET WITH	
						FLANGES UP-IE AGGRESSIVE.	
						SEE RH ROTOR ASSY PARTS WHEN	
						FLANGES ARE REQUIRED DOWN.	



## Shelbourne Reynolds Engineering Limited

ASSY NUMBER: 196247 16				ASSY DESCRIPTION: 9.6m (32') BOLT ON PADDLE AUGER ASSY			
ITEM	PART NO	DESCRIPTION	QTY	ITEM	PART NO	DESCRIPTION	QTY
1	198034 01	AUGER W/A	1				
2	195848 01	AUGER DRIVE SHAFT	1				
3	HSSF12204	SET SCREW	8				
4	197704 02	IDLER SHAFT	1				
5	197620 01R	AUGER SPIRAL PADDLE LH	1				
6	197620 02R	AUGER SPIRAL PADDLE RH	1				
7	HSS-0145	HEX HEAD SCREW	18				
8	WSH-0012	PLAIN WASHER	18				
9	NUT-0263	NYLOC NUT	10				
10	WSH-0058	SPRING WASHER	8				
11	194472 01	INSPECTION COVER	2				
12	21709036	TUBE PLUG	2				
13	196247 16R	COMPLETE SPARE AUGER ASSY (CONSISTS OF ITEM 1-12)					

**Shelbourne Reynolds Engineering Limited**



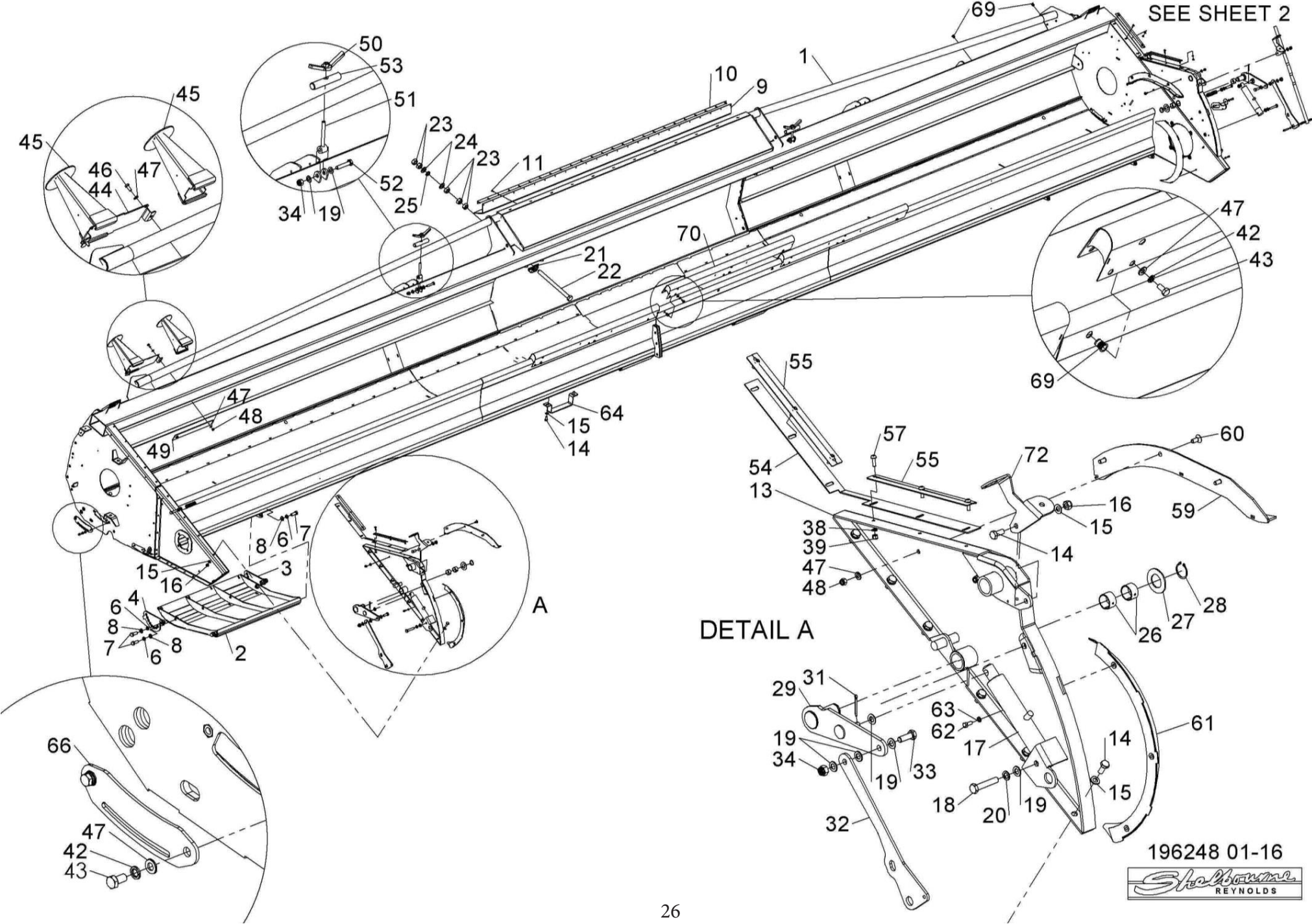
196247





## Shelbourne Reynolds Engineering Limited

ASSY NUMBER: 196248 16				ASSY DESCRIPTION: Cvs32 FRAME & PARTS SUB ASSY			
ITEM	PART NO	DESCRIPTION	QTY	ITEM	PART NO	DESCRIPTION	QTY
1	198069 01	Cvs32 MAINFRAME W/A	1	40	192809 01	NOSE STOP LATCH	1
2	194395 01	SKID ASSY	4	41	190119 05	WASHER	1
3	193828 01	SKID ADJUSTER LH	4	42	WSH-0058	SPRING WASHER	23
4	193828 02	SKID ADJUSTER RH	4	43	HSS-0135	SETSCREW	23
5	190119 07	WASHER (UPTO 2015)	8	44	193221 01	HEADER STAND BRACKET	1
6	WSH-0070	SPRING WASHER	24	45	193222 01	HEADER FRONT STAND	2
7	HSS-0316	SETSCREW	24	46	HSS-0140	SETSCREW	2
8	WSH-0024	PLAIN WASHER	24	47	WSH-0012	PLAIN WASHER	32
9	194545 01	RUBBER SEAL	1	48	NUT-0263	NYLOC NUT	8
10	194493 01	CLAMP STRIP	1	49	195541 01	BACKING PLATE	1
11	POP-0006	POP RIVET	25	50	193244 01	RETAINING NUT	2
12	194913 01	TOP SIDE PLATE LH	1	51	193248 01	RETAINING SCREW	2
13	194913 02	TOP SIDE PLATE RH	1	52	BLTA12380	BOLT	2
14	HSS-0191	SETSCREW	18	53	193251 01	RETAINING BAR	2
15	WSH-0015	PLAIN WASHER	30	54	194000 01	RUBBER SEAL	2
16	NUT-0265	NYLOC NUT	18	55	199567 01	CLAMP STRIP	4
17	195075 01	HYDRAULIC RAM	2				
17a	RMSK00030	RAM SEAL KIT		57	SCW-4960	BUTT SCK HD SCREW	12
18	BLTA12410	BOLT	2	58	194385 01	RUNNER ASSY LH	1
19	WSH-0018	PLAIN WASHER	32	59	194385 02	RUNNER ASSY RH	1
20	WSH-0065	SPRING WASHER	4	60	SCW-1735	CSK SOCKET HD SCW	6
21	194987 01	LOCKING ASSY	2	61	193363 01	ROTOR DEFLECTOR	2
22	HSSA24994	SETSCREW	2	62	HSS-0084	SETSCREW	6
23	NUT-0190	PLAIN NUT	10	63	WSH-0056	SPRING WASHER	6
24	WSH-0036	PLAIN WASHER	4	64	195126 01	STRAP	2
25	190548 62	WASHER	2	65	HSS-0260	BOLT (SHIPPING ONLY 2017 & ON)	2
26	BSHK03047	BUSH	4	OR	197309 01	PLATE (UPTO 2017)	2
27	WSH-1547	PLAIN WASHER	2	66	195844 01	COVER PLATE	2
28	CIR-1150	CIRCLIP	2	67	197308 01	HORSE SHOE PLT (UPTO 2017)	2
29	194538 06	LIFT ARM LH	1	68	HSS-0086	SETSCREW (UPTO 2017)	4
30	194538 07	LIFT ARM RH	1	69	NUTA13080	NUTSERT	20
31	PIN-1150	SPLIT PIN	2	70	290372 01	SPIILL PLATE (CVS32172512 & ON)	3
32	194537 01	LINK ARM	2	OR	197701 01	SPIILL PLATE (UPTO CVS32172511)	3
33	HSS-0241	SETSCREW	2	71	198958 01	LH LIGHT BRACKET (2012 & ON)	1
34	NUT-0269	NYLOC NUT	4	OR	194381 01	LH LIGHT BRACKET (UPTO 2012)	1
35	HSSA06290	SETSCREW	1	72	198958 02	RH LIGHT BRACKET (2012 & ON)	1
36				OR	194381 02	RH LIGHT BRACKET (UPTO 2012)	1
37	192494 01	NOSE HEIGHT INDICATOR ROD	1				
38	WSH-0009	PLAIN WASHER	19				
39	NUT-0260	NYLOC NUT	13				



196248 01-16  
SHEET 2

Shepherd  
REYNOLDS

27



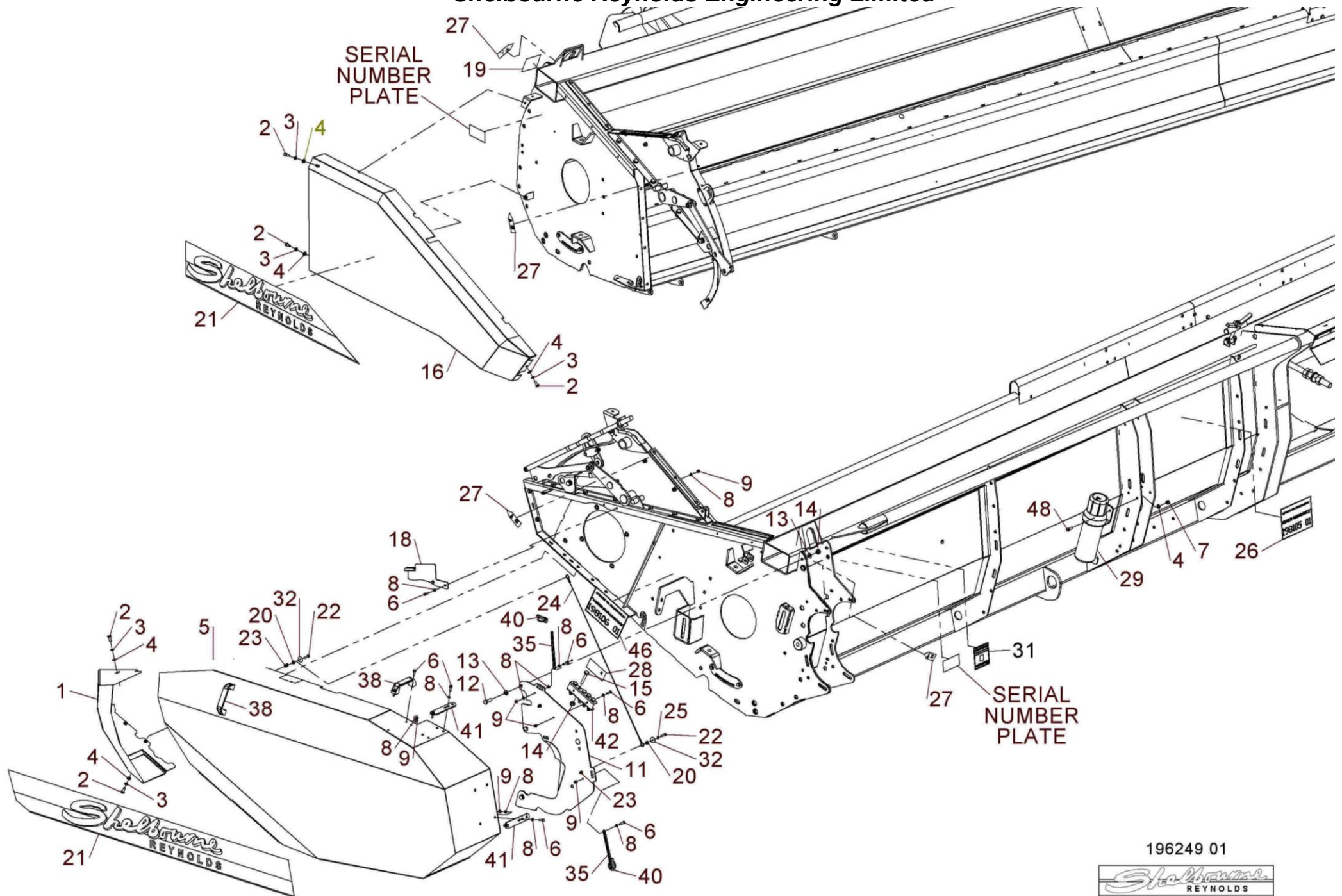
Shelbourne  
REYNOLDS

## Shelbourne Reynolds Engineering Limited

ASSY NUMBER: 196249 01				ASSY DESCRIPTION: EMBLEMS & GUARDS SUB CVS			
ITEM	PART NO	DESCRIPTION	QTY	ITEM	PART NO	DESCRIPTION	QTY
1	198091 01	FRONT LH GUARD	1	40	PIN-01950	LYNCH PIN	2
2	HSS-0140	SET SCREW	5	41	198086 01	GUARD FIXING PLATE	2
3	WSH-0058	SPRING WASHER	5	42	191841 03	SHEARBOLT HOLDER	1
4	WSH-0012	PLAIN WASHER	8	43			
5	198042 01	LH SIDE GUARD	1	44			
6	HSS-0086	SET SCREW	11	45			
7	NUT-0263	NYLOC NUT	3	46	198106 01	EMBLEM (VARISPEED MAINTENANCE)	1
8	WSH-0009	PLAIN WASHER	27	47			
9	NUT-0260	NYLOC NUT	14	48	HSS-0145	BOLT	3
10							
11	198070 01	LH REAR BACK PLATE	1				
12	HSS-0198	SET SCREW	3				
13	WSH-0015	PLAIN WASHER	5				
14	NUT-0265	NYLOC NUT	8				
15	BLTA10384	SHEAR BOLT	5				
16	194873 01	RH SIDE GUARD	1				
17							
18	198289 01	GUARD SUPPORT BRACKET	1				
19	197861 01	EMBLEM (PATENTS)	1				
20	190548 48	WASHER	2				
21	198764 01	EMBLEM (SHELBOURNE REYNOLDS)	2				
22	HSS-0088	SET SCREW	2				
23	NUTA13060	NUTSERT	1				
24	199630 01	GUARD RETAINING CABLE ASSY	1				
25	WSH-0056	SPRING WASHER	1				
26	198105 01	EMBLEM (HEADER MAINTENANCE)	1				
27	190702 04	EMBLEM (SLING POINT)	4				
28	613205 01	EMBLEM (SHEARBOLT)	1				
29	PCN-00100	MANUAL CANNISTER	1				
30							
31	290150 01	EMBLEM (COMBINE SETTINGS)	1				
32	WSH-1036	PENNY WASHER	2				
33							
34							
35	CHN-0145	CHAIN	0.17				
35	CHN-0145	CHAIN	0.17				
36							
37							
38	HND-0000	BLACK PLASTIC HANDLE	2				
39							



# Shelbourne Reynolds Engineering Limited



196249 01

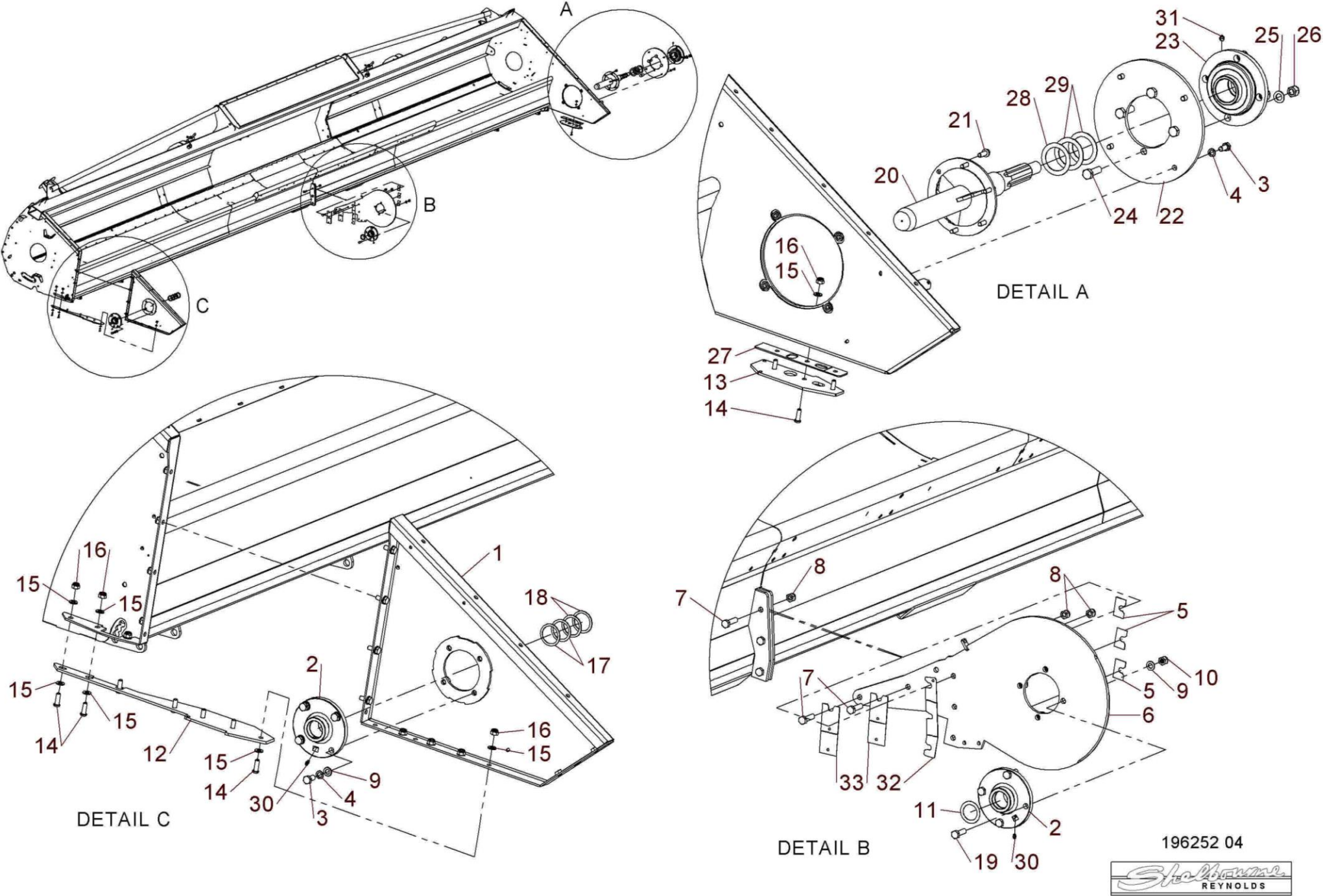


## Shelbourne Reynolds Engineering Limited

ASSY NUMBER: 196252 04				ASSY DESCRIPTION: ROTOR MTG SUB ASSY CVS			
ITEM	PART NO	DESCRIPTION	QTY	ITEM	PART NO	DESCRIPTION	QTY
1	194915 01	RH SIDE PLATE ASSY	1				
2	BRG-3275	BEARING	2				
3	HSS-0235	SET SCREW	7				
4	WSH-0065	SPRING WASHER	8				
5	194401 01	SHIM	3				
6	194400 01	DIVISION PLATE	1				
7	BLTA12290	HEX.HEAD BOLT	5				
8	NUTA07120	AERO-TIGHT NUT	5				
9	WSH-0018	PLAIN WASHER	8				
10	NUT-0269	NYLOC NUT	4				
11	194128 03	SHIM (1mm)	A/R				
12	194404 01	DIVIDING PLATE RH	1				
13	198991 01	DIVIDING PLATE LH	1				
14	SCW-0516	BUTT SOC HEAD SCREW	10				
15	WSH-0015	PLAIN WASHER	13				
16	NUT-0265	NYLOC NUT	10				
17	192876 01	SHIM (1mm)	A/R				
18	192876 02	SHIM (2mm)	A/R				
19	HSS-0250	SET SCREW	5				
20	198077 01	DRIVE SHAFT W/A (CVS)	1				
21	HSSG10204	SET SCREW	6				
22	195922 01	SUPPORT BRACKET	1				
23	BRG-26041	BEARING	1				
24	HSS-0318	SET SCREW	4				
25	WSH-0024	PLAIN WASHER FORM A	4				
26	NUT-0271	NYLOC NUT	4				
27	198141 01	FOOT PACKER PLATE	1				
28	190548 30	WASHER 61x84x1	2				
29	190548 31	WASHER 61x84x2	2				
30	NIP-00600	GREASE NIPPLE	2				
31	NIP-0001	GREASE NIPPLE	1				
32	199889 01	SHIM 1mm	A/R				
OR	199889 02	SHIM 2mm	A/R				
33	199890 01	SHIM 1mm	A/R				
OR	199890 02	SHIM 2mm	A/R				



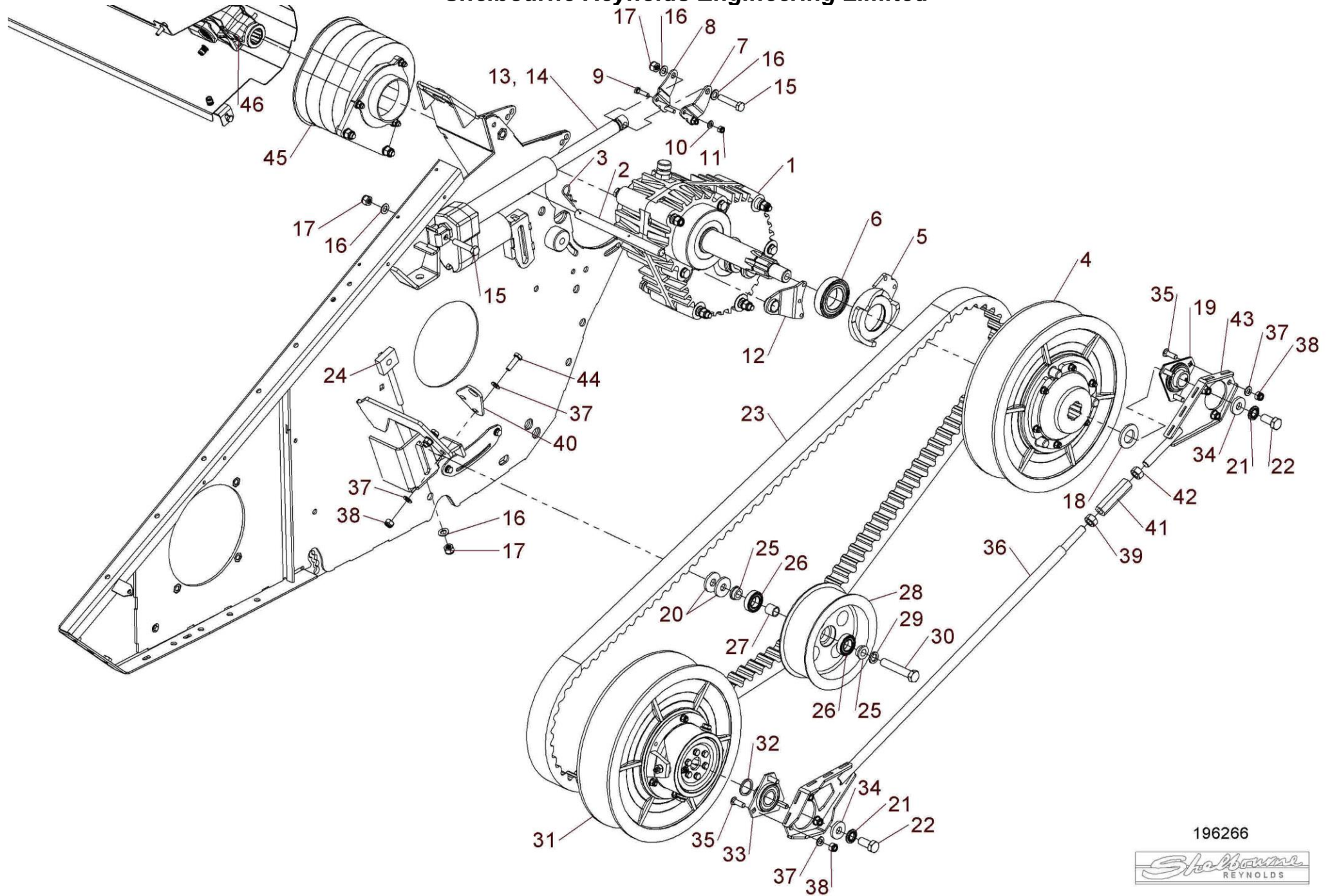
Shelbourne Reynolds Engineering Limited



## Shelbourne Reynolds Engineering Limited

ASSY NUMBER: 196266 16				ASSY DESCRIPTION: DRIVE SUB ASSY CVS32			
ITEM	PART NO	DESCRIPTION	QTY	ITEM	PART NO	DESCRIPTION	QTY
1	GEA-0064	INPUT GEARBOX ASSY	1	40	195028 01	TIE ROD PLATE	1
2	197102 01	LOCATING BAR	1	41	198812 01	TIE ROD ADJUSTER	1
3	CLP-00103	R CLIP	2	42	NUT-0180	PLAIN NUT	1
4	KIT-01386	REAR PULLEY ASSY	1	43	197529 01	TIE ROD END W/A	1
5	197120 01	ACTUATOR CAM W/A	1	44	HSS-0198	SET SCREW	1
6	BRG-15050N	BEARING	1	45			
7	197122 01	ACTUATOR ARM PIVOT PLT LH	1	46	KIT-00426	GEARBOX INPUT SHAFT KIT	1
8	197122 02	ACTUATOR ARM PIVOT PLT LH	1				
9	HSS-0150	SET SCREW	2				
10	WSH-0012	PLAIN WASHER	2				
11	NUT-0263	NYLOC NUT	2				
12	194978 01	STATIC CAM ARM W/A	1				
13	MOTE11008	ACTUATOR	1				
14	195050 01	ACTUATOR LEAD	1				
15	BLTA12380	BOLT	2				
16	WSH-0018	PLAIN WASHER	3				
17	NUT-0269	NYLOC NUT	2				
18	190548 36	WASHER	1				
19	BRG-0240	BEARING	1				
20	190119 07	WASHER	2				
21	WSHA30161	LOCKWASHER	2				
22	HSS-0315	SET SCREW	2				
23	BEL-27357	BELT )	1				
24	194523 01	ADJUSTER W/A	1				
25	193871 03	SPACER	2				
26	BRG-1995	BEARING	2				
27	194410 01	SPACER	1				
28	194227 01	IDLER PULLEY	1				
29	WSH-0070	SPRING WASHER	1				
30	BLTA16530	BOLT	1				
31	KIT-01385	ROTOR PULLEY ASSY	1				
32	190548 56	WASHER	1				
33	BRG-23000	BEARING	1				
34	198800 48	WASHER	2				
35	BLT-3750	COACHBOLT	6				
36	197530 01	TIE BAR W/A	1				
37	WSH-0015	PLAIN WASHER	10				
38	NUT-0265	NYLOC NUT	8				
39	NUTA11160	PLAIN NUT LH THREAD	1				

# Shelbourne Reynolds Engineering Limited



196266

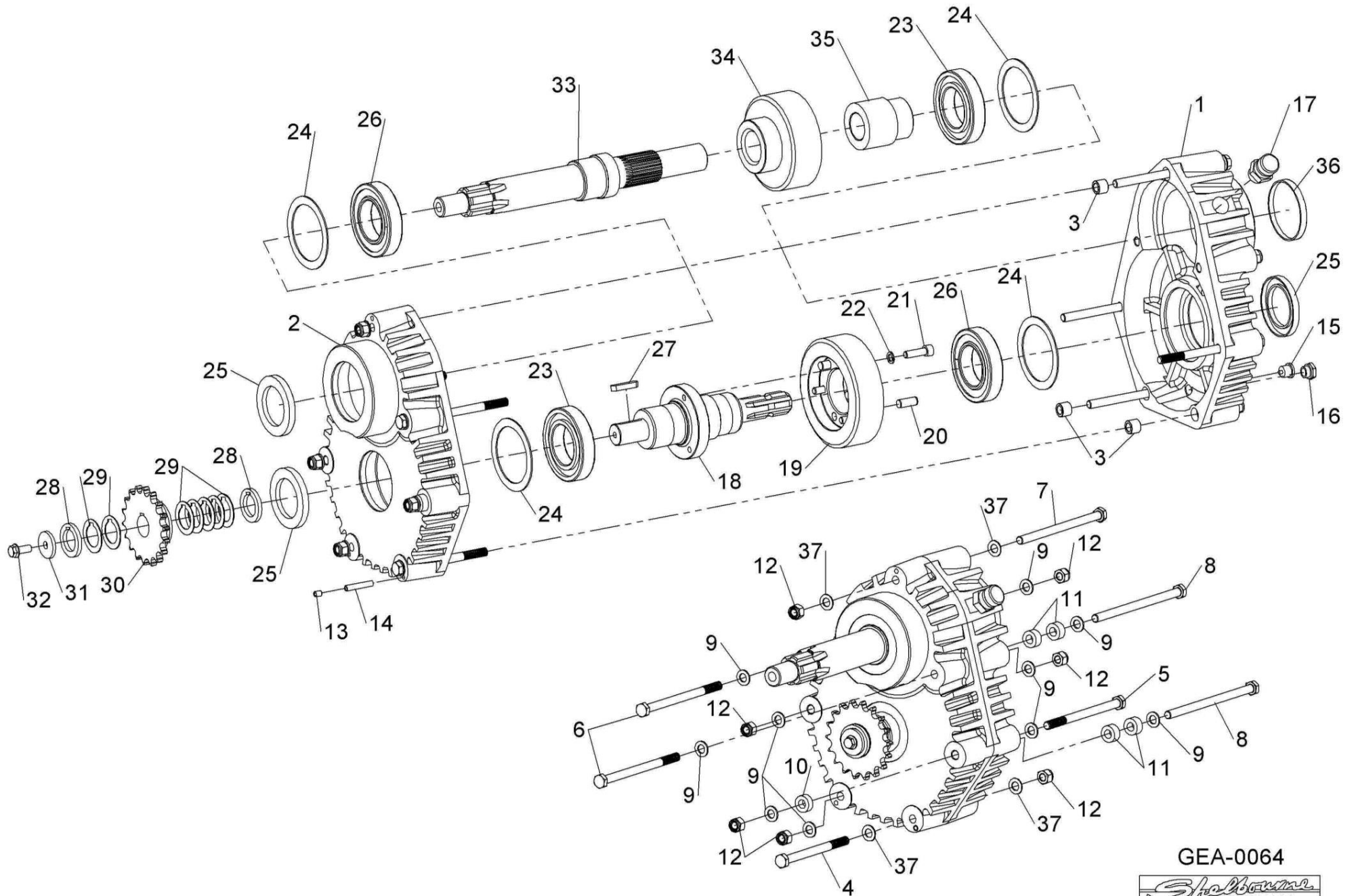


## Shelbourne Reynolds Engineering Limited

ASSY NUMBER: GEA-0064				ASSY DESCRIPTION: INPUT GEARBOX ASSY CVS			
ITEM	PART NO	DESCRIPTION	QTY	ITEM	PART NO	DESCRIPTION	QTY
1	197619 01	CASE HALF (PTO SIDE)	1	OR	193599 11	PINION GEAR (34 TOOTH)	1
2	197619 02	CASE HALF (PULLEY SIDE)	1	OR	193599 12	PINION GEAR (30 TOOTH)	1
3	192598 01	DOWEL	3	OR	193599 13	PINION GEAR (36 TOOTH)	1
4	BLT-2276	HEX.HEAD BOLT	1	35	195526 01	SLEEVE	1
5	BLTA12750	HEX HEAD BOLT	1	36	SEAZ09000	CORE PLUG SEAL	1
6	BLTA12800	HEX HEAD BOLT	2	37	WSH-0019	THIN WASHER	4
7	BLTA12810	HEX HEAD BOLT	1				
8	BLTA12830	HEX HEAD BOLT	2				
9	WSH-0018	PLAIN WASHER	10				
10	190548 81	WASHER	1				
11	194612 02	SPACER	4				
12	NUT-0269	NYLOC NUT	7				
13	SCW-4535	GRUBSCREW	3				
14	192597 01	JACKING ROD	3				
15	FIT-0253	DRAIN PLUG	1				
16	FITD00005	SIGHT GLASS/SEAL	1				
17	FIT-0255	BREATHER	1				
18	192591 01	INPUT SHAFT	1				
19	192592 09	INPUT GEAR (37 TOOTH)	1				
OR	192592 11	INPUT GEAR (35 TOOTH)	1				
OR	192592 12	INPUT GEAR (39 TOOTH)	1				
OR	192592 13	INPUT GEAR (33 TOOTH)	1				
20	PIN-61217	DOWEL PIN	3				
21	SCW-0196	CAP HEAD SCREW	3				
22	WSH-0061	SPRING WASHER	3				
23	BRG-7040	BEARING	2				
24	192596 01	RING	4				
25	SEA-0590	SHAFT SEAL	3				
26	BRG-16080	SUPPORT	2				
27	K1008045	KEY	1				
28	191692 01	SPACER	2				
29	191692 02	SPACER	7				
30	192768 18	AUGER DRIVE SPROCKET (18T)	1				
OR	192768 04	AUGER DRIVE SPROCKET (16T)	1				
OR	192768 16	AUGER DRIVE SPROCKET (15T)	1				
OR	192768 10	AUGER DRIVE SPROCKET (22T)	1				
OR	192768 08	AUGER DRIVE SPROCKET (13T)	1				
31	190548 01	RETAINING WASHER	1				
32	HSSF10174	HEX HD SCREW	1				
33	194964 01	PINION SHAFT	1				
34	193599 09	PINION GEAR (32 TOOTH)	1				



# **Shelbourne Reynolds Engineering Limited**



GEA-0064

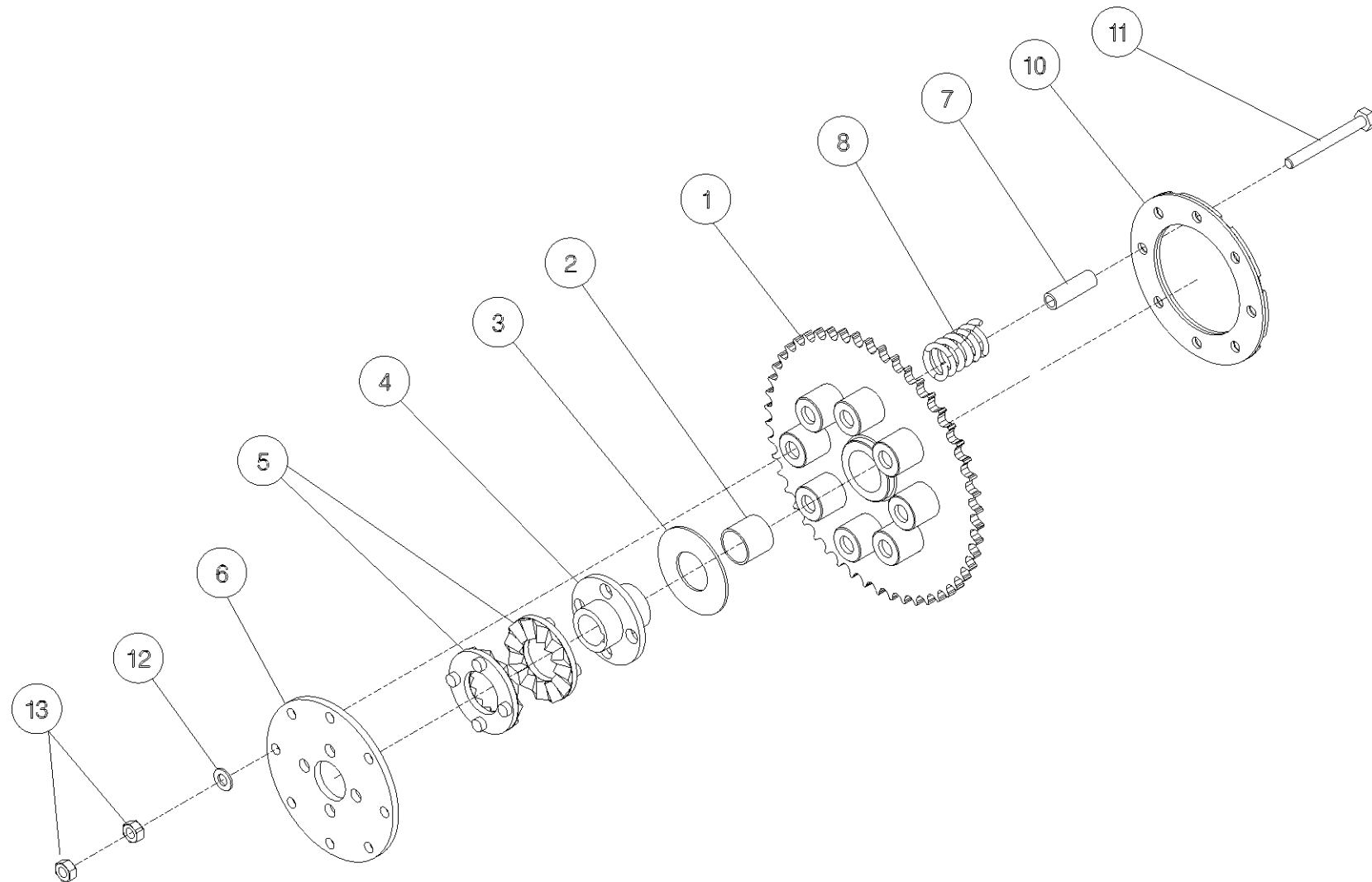


## Shelbourne Reynolds Engineering Limited

ASSY NUMBER: KIT-00121				ASSY DESCRIPTION: AUGER DRV/SPRKT CLUTCH			
ITEM	PART NO	DESCRIPTION	QTY	ITEM	PART NO	DESCRIPTION	QTY
1	195420 01	50T SPROCKET ASSY	1				
2	BSHK05056	BUSH	1				
3	192008 02	THRUST WASHER	1				
4	195850 01	SPLINED CLUTCH HUB	1				
5	131005	CLUTCH PLATE	2				
6	195429 01	DRIVE DISC	1				
7	131073 04	SPACER	8				
8	131063	SPRING	8				
10	195427 01	LOCKING RING	1				
11	BLT-2270	BOLT	8				
12	WSH-0018	PLAIN WASHER	8				
13	NUT-0170	PLAIN NUT	16				



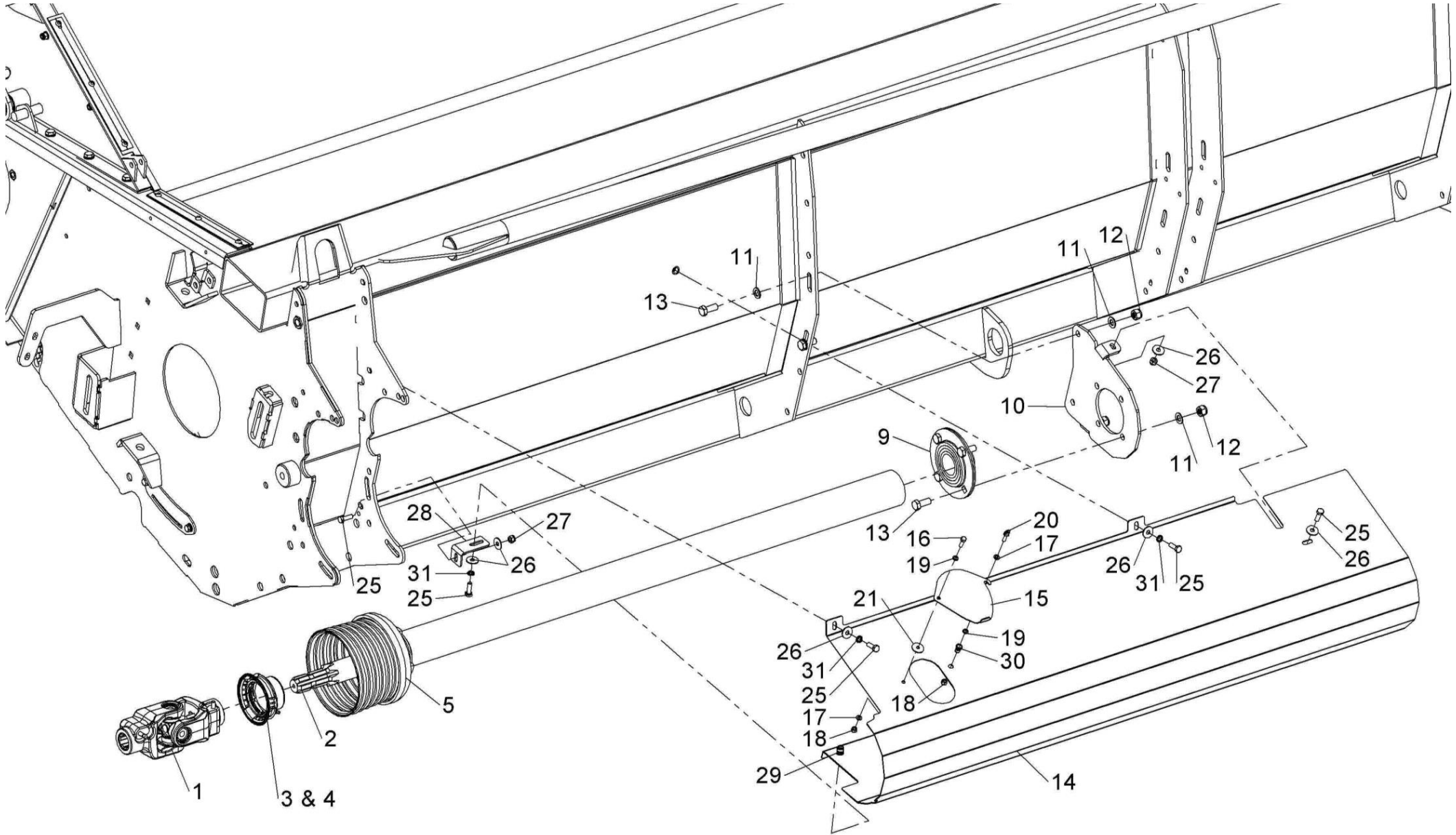
***Shelbourne Reynolds Engineering Limited***



KIT - 00119  
KIT - 00121

## Shelbourne Reynolds Engineering Limited

ASSY NUMBER: KIT-00426				ASSY DESCRIPTION: GEARBOX INPUT SHAFT SUB CVS32			
ITEM	PART NO	DESCRIPTION	QTY	ITEM	PART NO	DESCRIPTION	QTY
1	PTO-24000WE	PTO COUPLING	1				
1a	PTO-00083	PTO CROSS BEARING					
1b	KIT-01409	GREASE POINT KIT					
2	192982 12	INPUT SHAFT	1				
3	192986 01	FIXING RING (UPTO 2007)	1				
4	SCW-4528	GRUB SCREW (UPTO 2007)	1				
5	194060 04	PTO HALF GUARD (UPTO 2007)	1				
6	HSS-0275	SET SCREW (UPTO 2007)	4				
7	192991 01	GUARD SUP PLT (UPTO 2007)	2				
8	NUT-0170	NUT (UPTO 2007)	8				
9	BRG-24500	BEARING	1				
10	199602 01	BRG MTG PLT (CVS32141272 & ON)	1				
OR	194524 01	BRG MTG PLT (UPTO CVS32141271)	1				
11	WSH-0018	WASHER	8				
12	NUT-0269	NYLOC NUT	6				
13	HSS-0238	SETSCREW	6				
14	199601 01	PTO GUARD (CVS32141272 & ON)	1				
OR	197608 01	PTO GUARD (UPTO CVS32141271)	1				
15	197757 01	COVER (2007 & ON)	1				
16	HSS-0086	SET SCREW (2007 & ON)	1				
17	WSH-0009	PLAIN WASHER (2007 & ON)	2				
18	NUT-0260	NYLOC NUT (2007 & ON)	2				
19	WSH-0056	SPRG WASHER (2007 & ON)	2				
20	SCW-4701	THUMB SCREW (2007 & ON)	1				
21	WSH-1036	PENNY WASHER (2007 & ON)	1				
22							
23							
24							
25	HSS-0145	SETSCREW (2007 & ON)	5				
26	WSH-1038	PENNY WASHER (2007 & ON)	7				
27	NUT-0263	NYLOC NUT (2007 & ON)	3				
28	199603 01	SMALL BRKT (CVS32141272 & ON)	1				
29	NUTA13080	NUTSERT (CVS32141272 & ON)	1				
30	NUTA13060	NUTSERT (CVS32141272 & ON)	1				
31	WSH-0058	SPRG WSH (CVS32141272 & ON)	2				

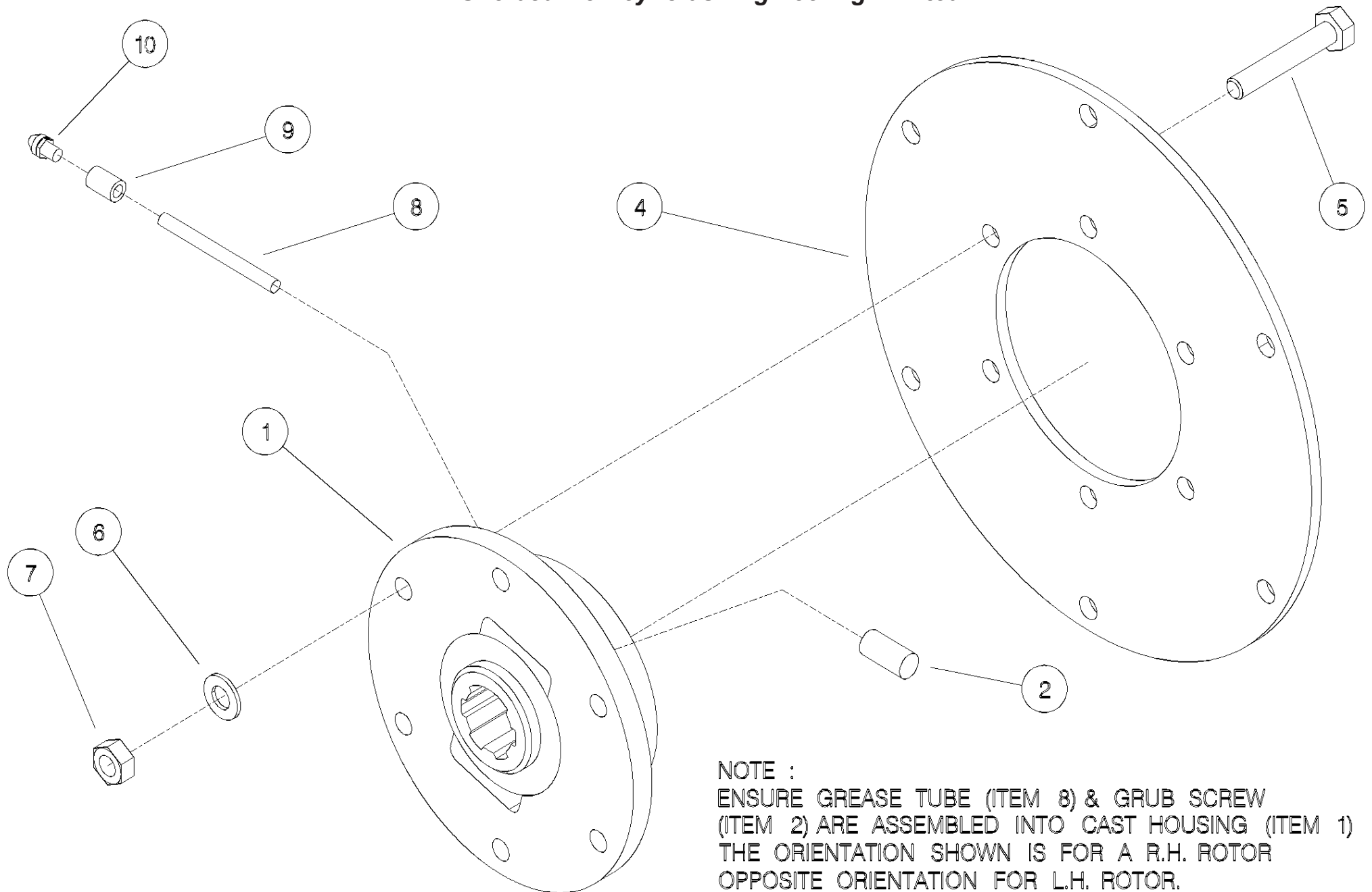


KIT-00426  
KIT-00427



## ***Shelbourne Reynolds Engineering Limited***

ASSY NUMBER: KIT-00976				ASSY DESCRIPTION: BALL JOINT CTR COUPLING			
ITEM	PART NO	DESCRIPTION	QTY	ITEM	PART NO	DESCRIPTION	QTY
1	193114 01	SPLINED BALL ASSY	1				
OR	193114P	SPARE SPLINED BALL ASSY (ALTERNATIVE TO 193114 01)					
2	SCW-4530	GRUBSCREW	1				
3							
4	193106 01	DRIVE RING PLATE	1				
5	HSS-0198	SETSCREW	6				
6	WSH-0015	PLAIN WASHER	6				
7	NUT-0265	NYLOC NUT	6				
8	193077 01	GREASE TUBE	1				
9	193078 01	GREASE TUBE ADAPTOR	1				
10	NIP-00600	GREASE NIPPLE	1				



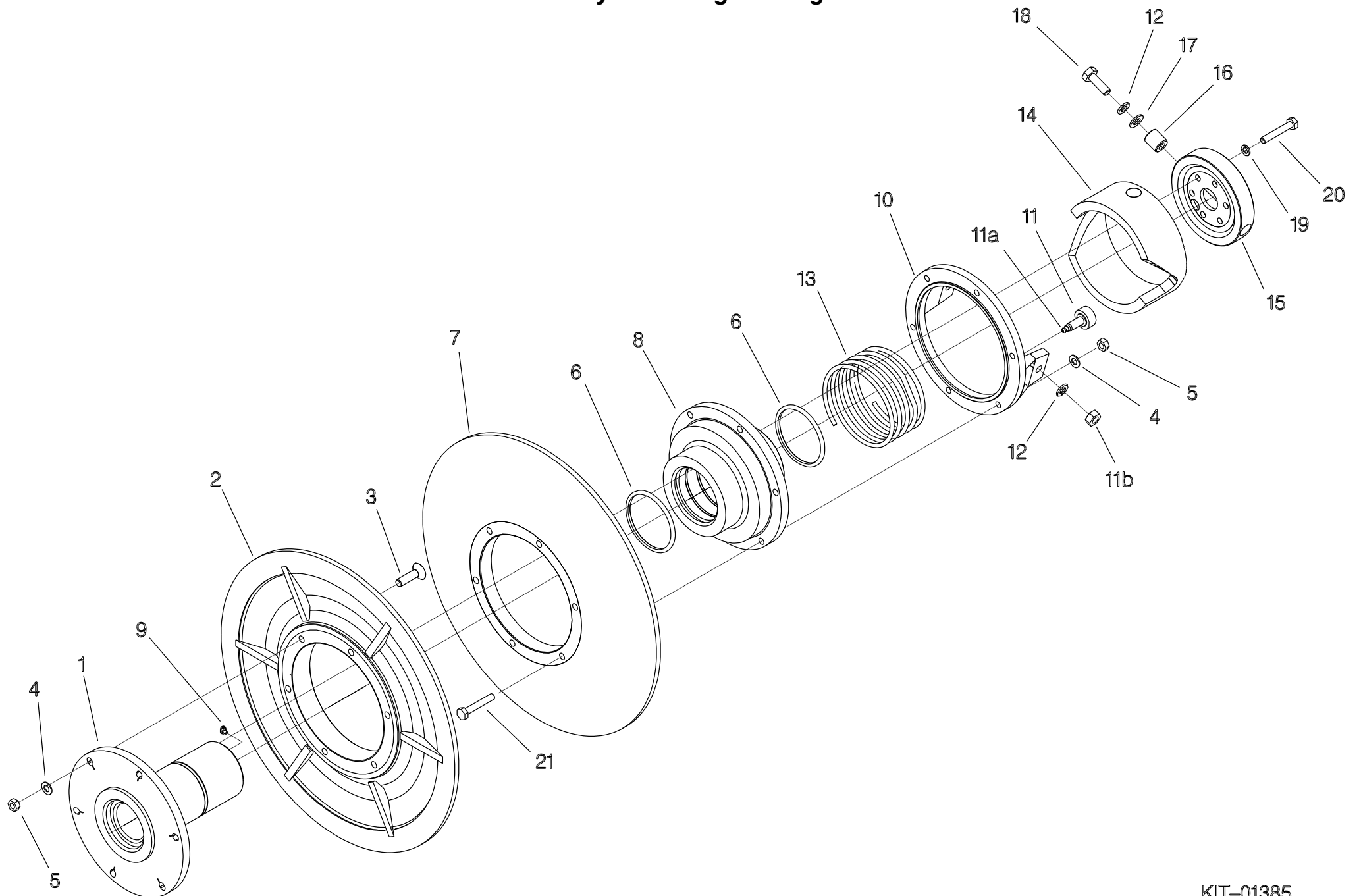
NOTE :  
ENSURE GREASE TUBE (ITEM 8) & GRUB SCREW  
(ITEM 2) ARE ASSEMBLED INTO CAST HOUSING (ITEM 1)  
THE ORIENTATION SHOWN IS FOR A R.H. ROTOR  
OPPOSITE ORIENTATION FOR L.H. ROTOR.

## Shelbourne Reynolds Engineering Limited

ASSY NUMBER: KIT-01385				ASSY DESCRIPTION: ROTOR PULLEY ASSY (BOLT IN HUBS)2010 & ON			
ITEM	PART NO	DESCRIPTION	QTY	ITEM	PART NO	DESCRIPTION	QTY
1	199349 01	INNER PULLEY HUB	1				
2	198269 01	INNER FRONT PULLEY	1				
3	SCEA08353	CSK.SOC HD SCREW	6				
4	WSH-0012	PLAIN WASHER	12				
5	NUT-0263	NYLOC NUT	12				
6	ORA300750	O RING	2				
7	198268 01	OUTER FRONT PULLEY	1				
8	199409 01	OUTER PULLEY HUB	1				
9	NIP-00610	GREASE NIPPLE	1				
10	198267 01	CAM FOLLOWER BRACKET	1				
11	197640 01	CAM FOLLOWER BEARING ASSY	2				
11a	NIP-00600	GREASE NIPPLE					
11b	NUTE01100	PLAIN NUT					
12	WSH-0061	SPRING WASHER	4				
13	SPGC00042	SPRING (WHITE)	1				
14	194204 01	CAM	1				
15	197522 02	CAM CARRIAGE	1				
16	194202 01	SLEEVE	2				
17	190119 11	WASHER	2				
18	HSS-0202	SETSCREW	2				
19	WSH-0058	SPRING WASHER	6				
20	HSS-0155	SETSCREW	6				
21	BLTA08350	HEX HEAD BOLT	6				



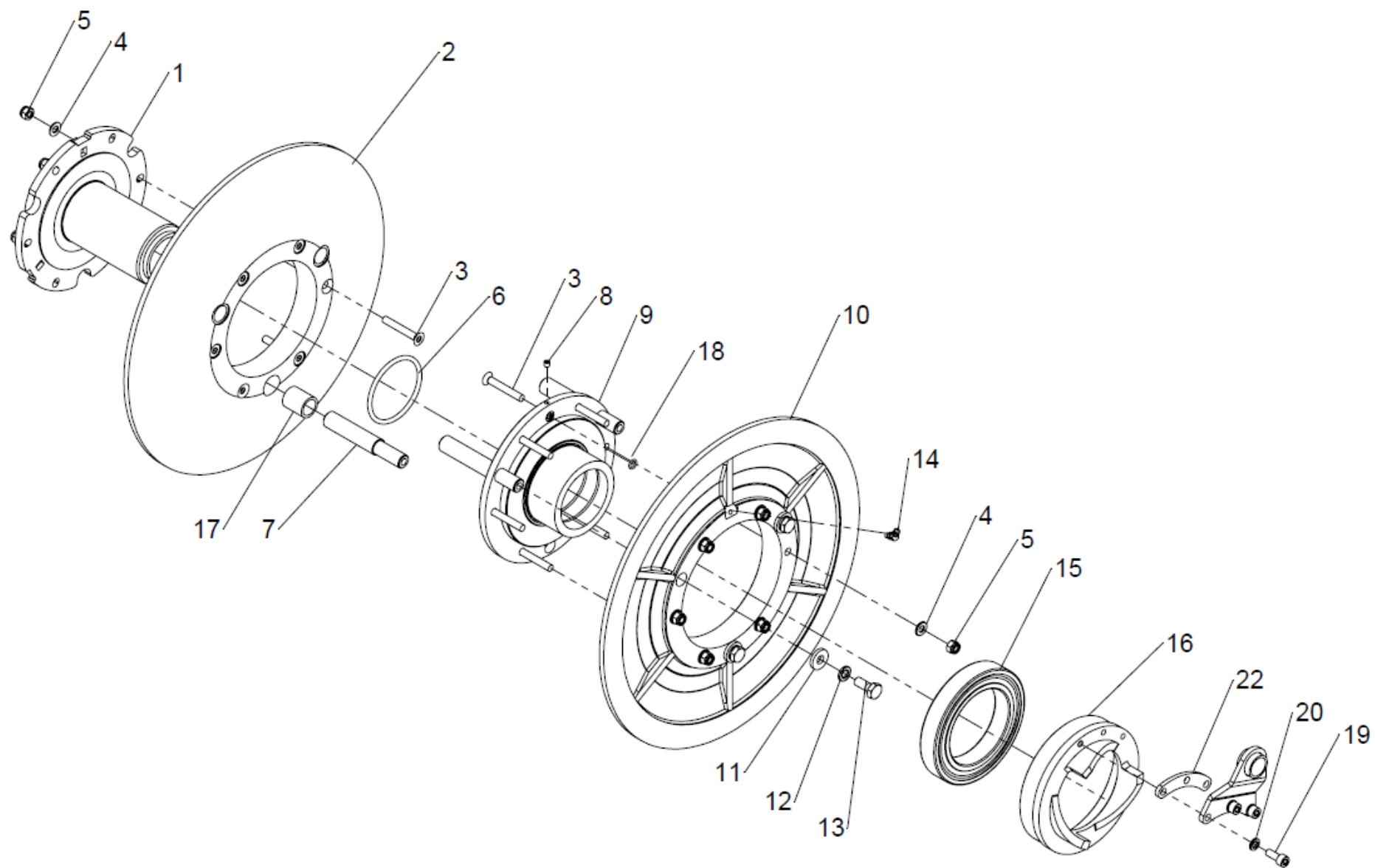
***Shelbourne Reynolds Engineering Limited***



KIT-01385

## Shelbourne Reynolds Engineering Limited

ASSY NUMBER: KIT-01386				ASSY DESCRIPTION: REAR PULLEY ASSY (BOLT IN HUBS)			
ITEM	PART NO	DESCRIPTION	QTY	ITEM	PART NO	DESCRIPTION	QTY
1	199350 01	OUTER PULLEY HUB	1				
2	198270 01	OUTER REAR PULLEY	1				
3	SCEA08353	CSK SCREW	12				
4	WSH-0012	PLAIN WASHER	12				
5	NUT-0263	NYLOC NUT	12				
6	ORA300750	O RING	1				
7	198274 02	SPIGOT	3				
8	SCW-4528	GRUB SCREW	1				
9	199410 01	INNER PULLEY HUB	1				
10	198271 01	INNER PULLEY	1				
11	190119 11	WASHER	3				
12	WSH-0061	SPRING WASHER	3				
13	HSS-0191	SETSCREW	3				
14	NIP-00620	GREASE NIPPLE	1				
15	BRG-19500N	BEARING	1				
16	194970 01	STATIC CAM	1				
17	BSHD02056	BRONZE BUSH	3				
18	ORA120080	O RING	1				
19	SCW-0133	CAP HEAD SCREW	3				
20	WSH-0058	SPRING WASHER	3				
21	SEE DRIVE SUB	STATIC CAM ARM	1				
22	197465 01	CAM ARM SPACER	1				



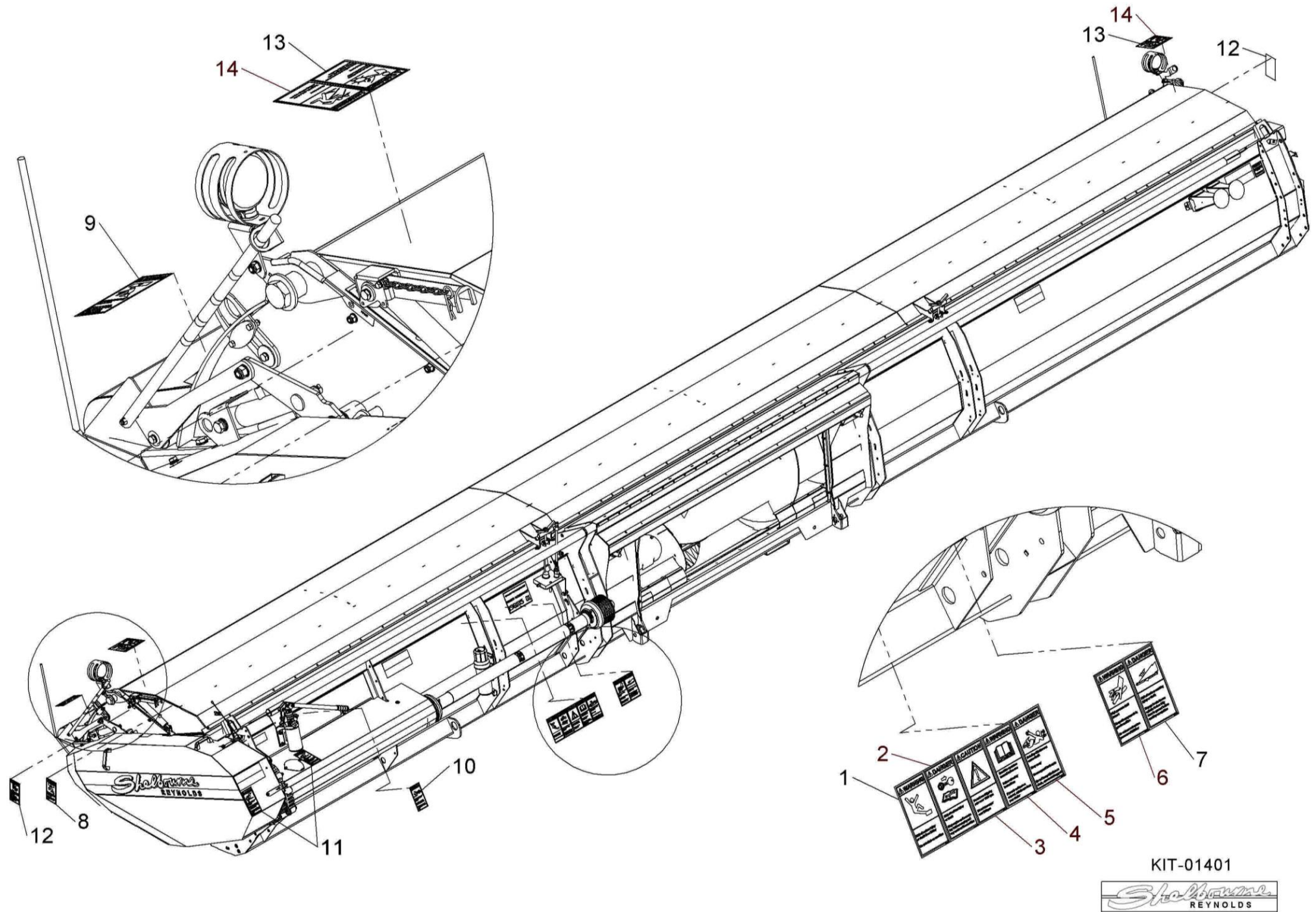
KIT-01386



## ***Shelbourne Reynolds Engineering Limited***

ASSY NUMBER: KIT-01401				ASSY DESCRIPTION: SAFETY DECAL KIT NORTH AMERICA			
ITEM	PART NO	DESCRIPTION	QTY	ITEM	PART NO	DESCRIPTION	QTY
1	198835 01	EMBLEM - DO NOT CLIMB	1				
2	198840 01	EMBLEM - STOP ENGINE	1				
3	198838 01	EMBLEM - SPEED RESTRICTION	1				
4	199011 01	EMBLEM - READ OPS MANUAL	1				
5	198842 01	EMBLEM - ROTATING DRIVE LINE	1				
6	198832 01	EMBLEM - HIGH PRESSUE FLUID	1				
7	198844 01	EMBLEM - RISK OF CRUSHING	1				
8	198843 01	EMBLEM - HOOD LOCK	1				
9	198836 01	EMBLEM - CROP DEFLECTOR LOCK	1				
10	198839 01	EMBLEM - AUGER	1				
11	198837 01	EMBLEM - MOVING PARTS UNDER	2				
12	198833 01	EMBLEM - CROP DEFLECTOR HAND	2				
13	198841 01	EMBLEM - ROTOR KEEP AWAY	2				
14	198834 01	EMBLEM - STAND CLEAR ROTOR	2				

# Shelbourne Reynolds Engineering Limited



KIT-01401

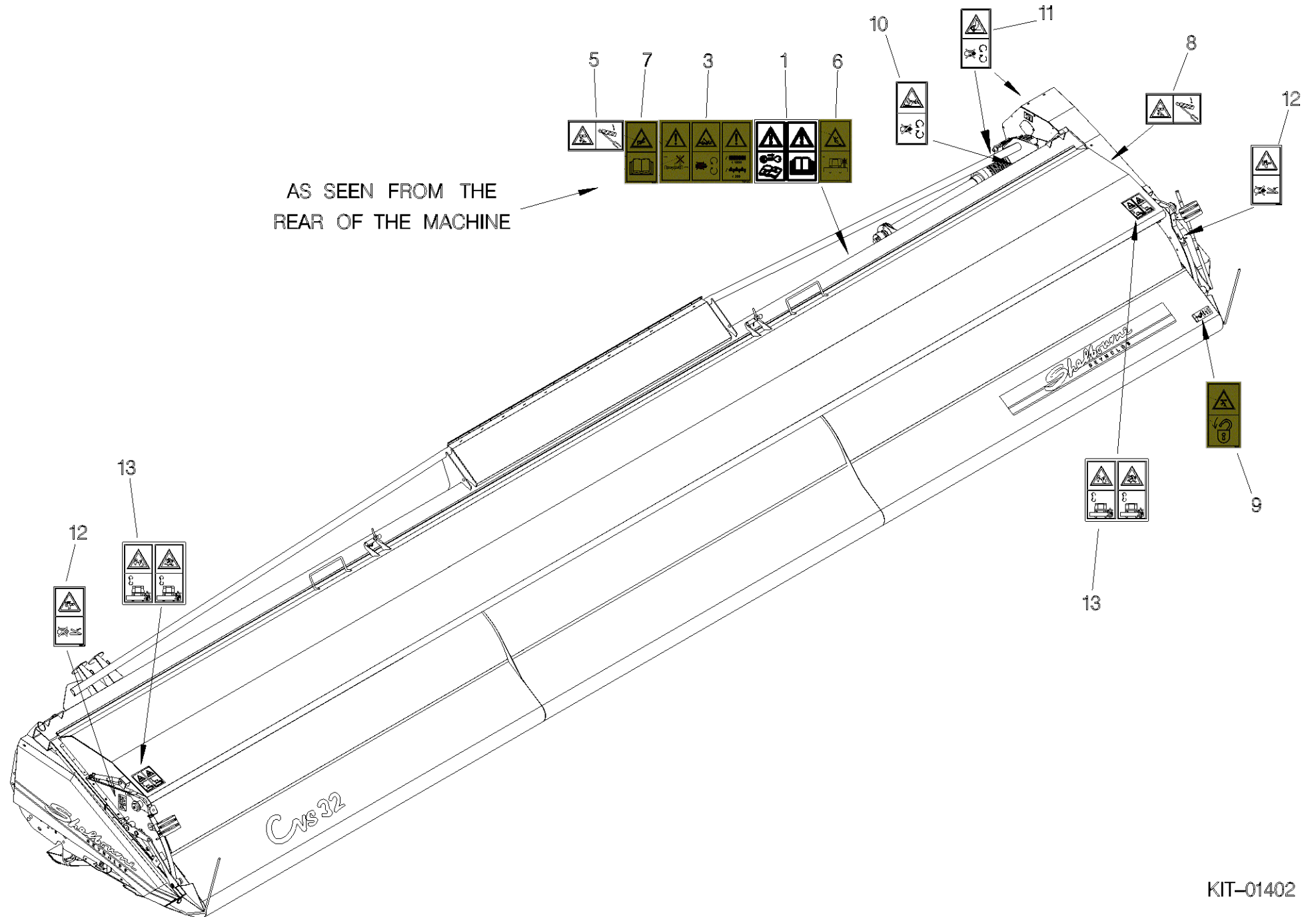


## Shelbourne Reynolds Engineering Limited

ASSY NUMBER: KIT-01402				ASSY DESCRIPTION: SAFETY DECAL KIT ISO			
ITEM	PART NO	DESCRIPTION	QTY	ITEM	PART NO	DESCRIPTION	QTY
1	TNF-0011	EMBLEM - SAFETY MAINTENANCE	1				
2		OPERATORS MANUAL					
3	TNF-0012	EMBLEM - PTO GUARDS	1				
4		ROTOR/AUGER SPEED					
		PTO CHAIN					
5	210435 01	EMBLEM - FEEDER HOUSE LOCK	1				
6	198847 01	EMBLEM - CLIMBING	1				
7	198846 01	EMBLEM - HIGH PRESSURE OIL	1				
8	210435 01	EMBLEM - HOOD LOCK	1				
9	198845 01	EMBLEM - CROP DEFLECTOR LOCK	1				
10	193393 01	EMBLEM - AUGER	1				
11	193392 01	EMBLEM - MOVING PARTS UNDER	2				
12	800215 01	EMBLEM - CROP DEFLECTOR HAND	2				
13	TNF-0010	EMBLEM - FLYING OBJECTS	2				
14		ROTOR ENTANGLEMENT					



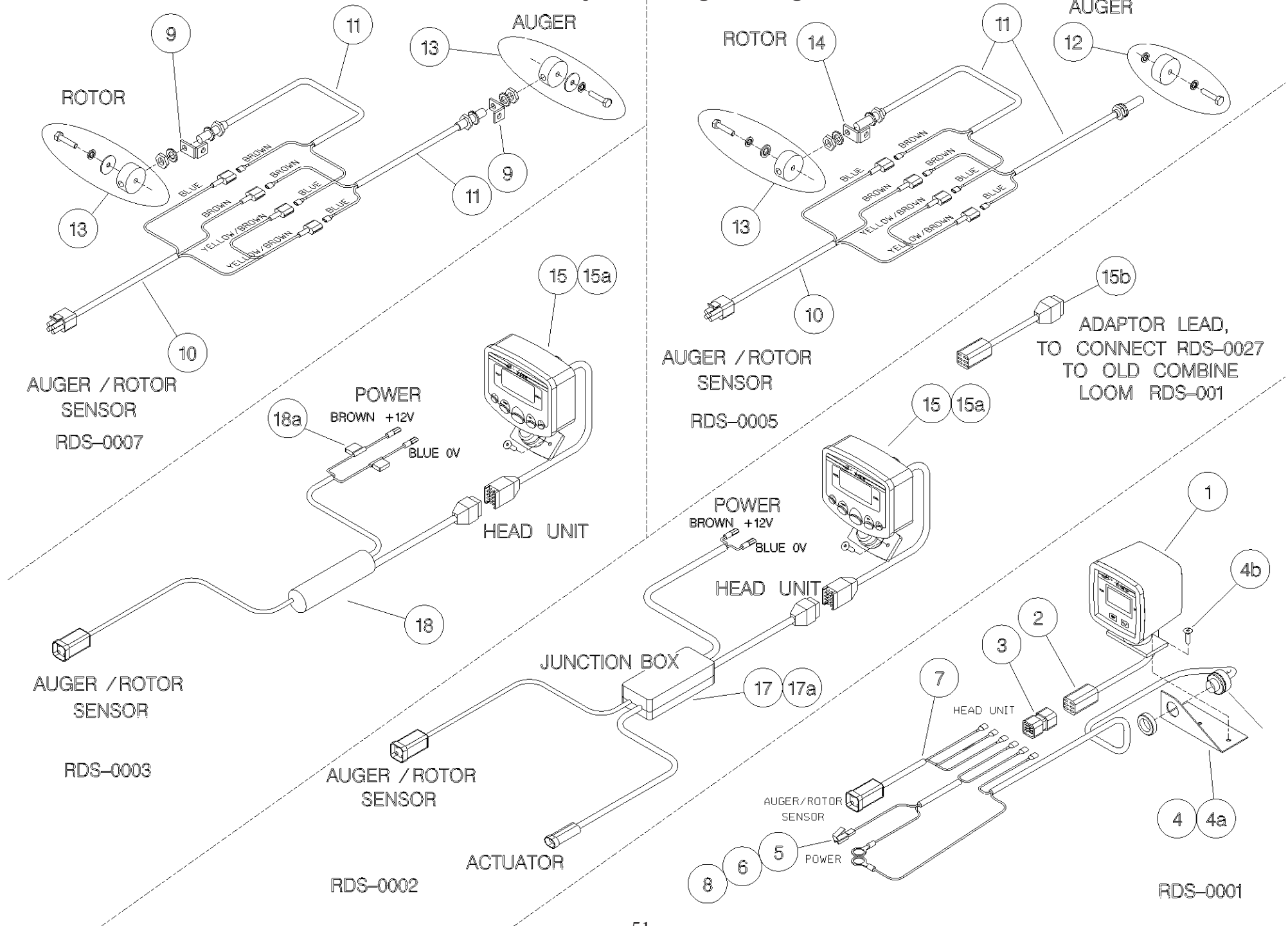
# **Shelbourne Reynolds Engineering Limited**



KIT-01402

## Shelbourne Reynolds Engineering Limited

ASSY NUMBER: RDS-0001/RDS-0002/RDS-0003 & RDS-0005/RDS-0007				ASSY DESCRIPTION: RDS EQUIPMENT ALL YEARS			
ITEM	PART NO	DESCRIPTION	QTY	ITEM	PART NO	DESCRIPTION	QTY
1	RDS-0010	TACHO HEAD COMPLETE	1	12	RDS-0019	MAGNET	1
1a	RDS-0022	PLASTIC LOCK NUT & BALL	1	12a	HSS-0088	SETSCREW	1
1b	RDS-0024	POD FOOT	1	12b	WSH-0056	SPRING WASHER	1
2	RDS-0011	TACHO HEAD PLUG AND ARMS	1	12c		FIBRE WASHER	2
3	RDS-0012	HARTING CONNECTOR	1	13	RDS-0020	MAGNET CARRIER	1or2
3a		STICKER	1	13a	HSS-0088	SET SCREW	1
4	RDS-0013	AUDIBLE ALARM	1	13b	WSH-0056	SPRING WASHER	1
4a		FIXING BRACKET	1	13c	WSH-1036	PENNY WASHER	1
4b		SELF TAP.SCREWS	2	14	RDS-0021	ROTOR SENSOR BRACKET	1
5	RDS-0014	POWER CONNECTION LEAD	1	15	RDS-0027	TACHO HEAD COMPLETE	1
6	FUS-0022	FUSE (2 AMP BLADE)	1	15a	RDS-0029	TACHO HEAD FIX.ARM KIT	1
7	RDS-0015	COMBINE LEAD	1	15b	RDS-0006	CONNECTOR LEAD (SPARES ONLY)	1
8	RDS-0016	24V-12V CONVERTER KIT (SPARE PART ONLY)	1	16			
9	198323 01	SENSOR BRACKET (SLOTTED)	2	17	RDS-0028	JUNCTION BOX/COMBINE LEAD	1
10	RDS-0017	HEADER LEAD	1	17a	FUS-00026	FUSE (15 AMP BLADE)	1
11	RDS-0018	SHAFT SENSOR C/W FITTINGS	2	18	RDS-0030	COMBINE LEAD (RSD ONLY)	1
11a	RDS-0018A	PLAIN NUT	2	18a	FUS-0022	FUSE (2 AMP BLADE)	1
11b	WSHA20121	SHAKEPROOF WASHER	2				





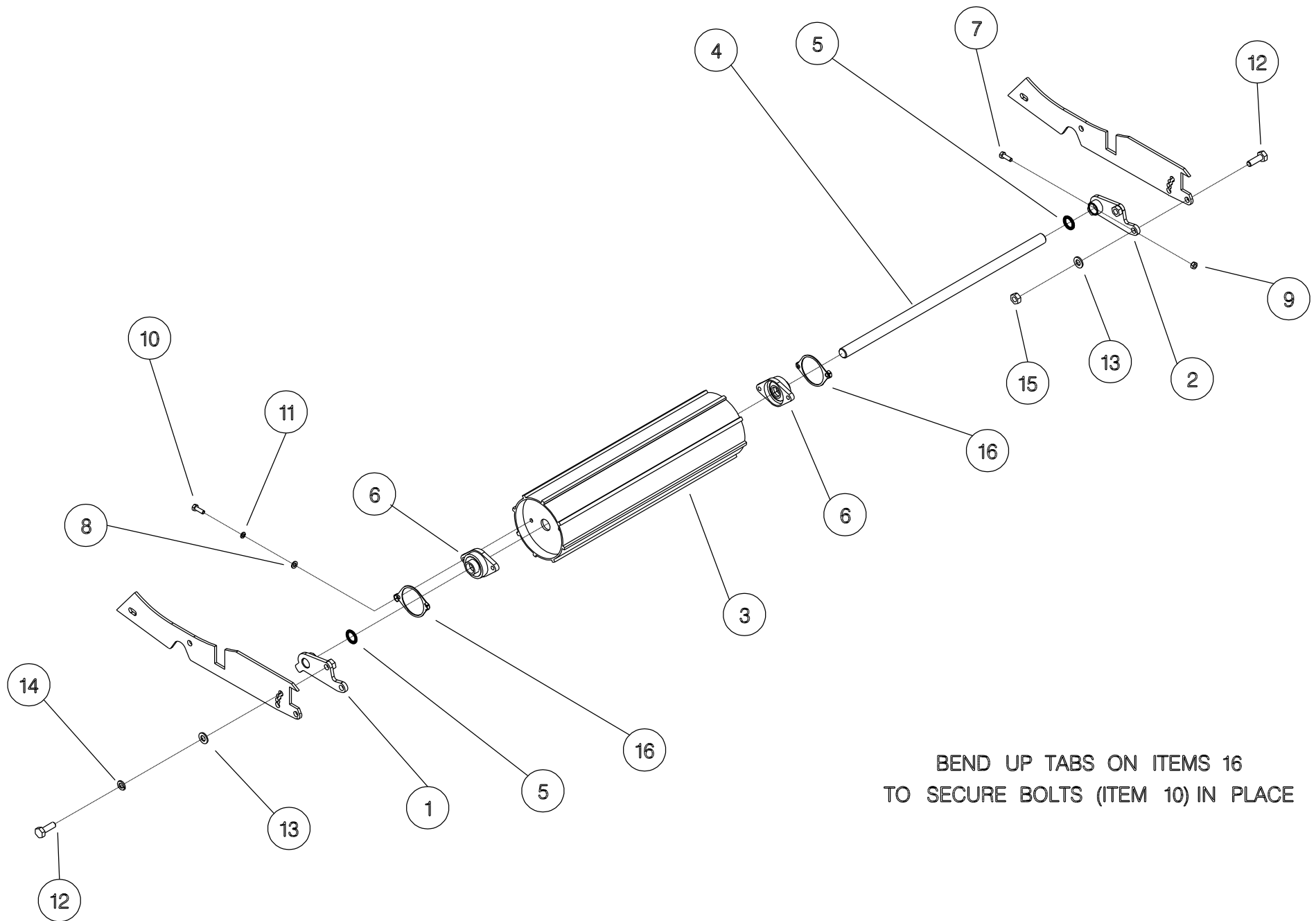
# KIT OPTIONS

## Shelbourne Reynolds Engineering Limited

ASSY NUMBER: KIT-01281				ASSY DESCRIPTION: R/CVS OPTIONAL ROLLER KIT			
ITEM	PART NO	DESCRIPTION	QTY	ITEM	PART NO	DESCRIPTION	QTY
1	193831 01	ROLLER ADJUSTER RH	2				
2	193831 02	ROLLER ADJUSTER LH	2				
3	193834 01	ROLLER	2				
4	193832 01	CENTRE SHAFT	2				
5	190119 03	WASHER	8				
6	BRG-23045	BEARING	4				
7	BLTA10350	BOLT	4				
8	WSH-0015	PLAIN WASHER	16				
9	NUT-0265	NYLOC NUT	4				
10	HSS-0198	BOLT	8				
11	WSH-0061	SPRING WASHER	8				
12	HSS-0318	SET SCREW	8				
13	WSH-0024	PLAIN WASHER	8				
14	WSH-0070	SPRING WASHER	4				
15	NUT-0271	NYLOC NUT	4				
16	194869 01	LOCKING PLATE	4				



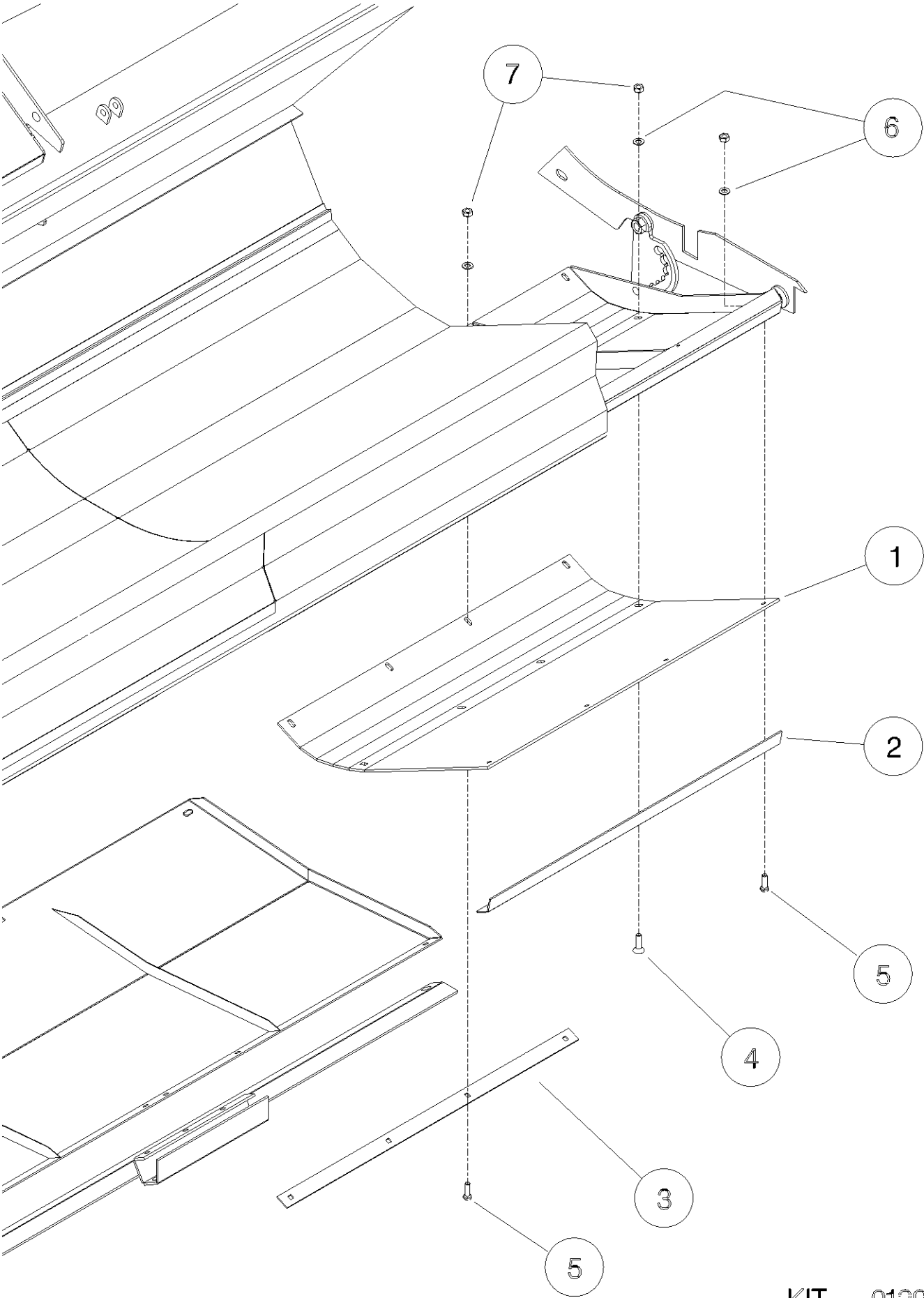
**Shelbourne Reynolds Engineering Limited**



BEND UP TABS ON ITEMS 16  
TO SECURE BOLTS (ITEM 10) IN PLACE

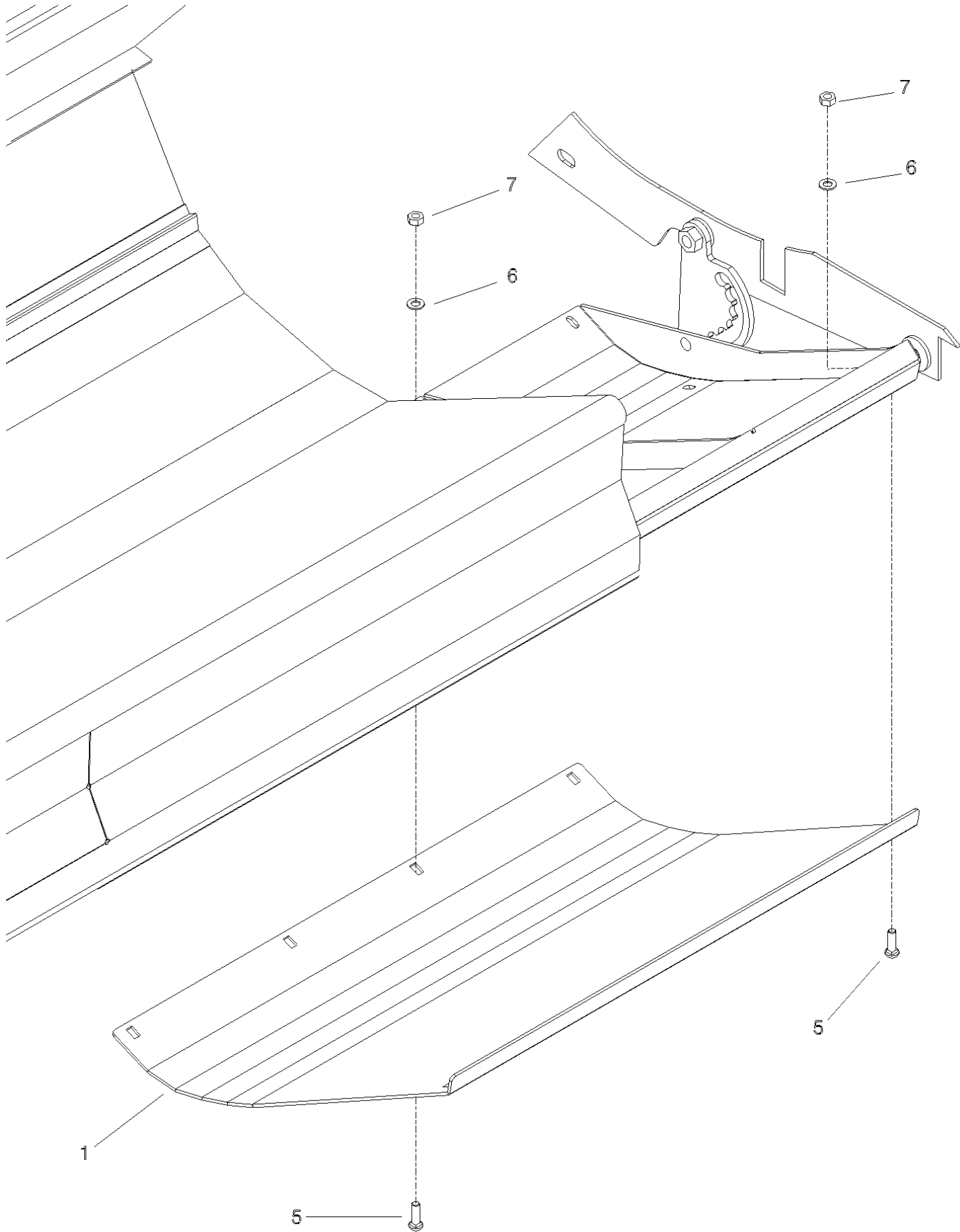
## Shelbourne Reynolds Engineering Limited

ASSY NUMBER: KIT-01299				ASSY DESCRIPTION: SKID POLY SLIP PLATE KIT			
ITEM	PART NO	DESCRIPTION	QTY	ITEM	PART NO	DESCRIPTION	QTY
1	195111 01	SKID POLY PLATE	1				
2	195142 01	FIXING PLATE	1				
3	195144 01	FIXING PLATE	1				
4	SCW-1740	CSK SOCKET HD SCW	4				
5	BLT-2700	COACH BOLT	8				
6	WSH-0012	PLAIN WASHER	12				
7	NUT-0263	NYLOC NUT	12				
					NOTE	KIT-01299 SINGLE SKID SELECT NUMBER OF SKIDS REQUIRED PER MACHINE	



***Shelbourne Reynolds Engineering Limited***

ASSY NUMBER: KIT-01340				ASSY DESCRIPTION: STEEL SKID COVER KIT			
ITEM	PART NO	DESCRIPTION	QTY	ITEM	PART NO	DESCRIPTION	QTY
1	197369 01	STEEL SKID COVER	2				
5	BLT-2700	COACHBOLT	16				
6	WSH-0012	PLAIN WASHER	16				
7	NUT-0263	NYLOC NUT	16				

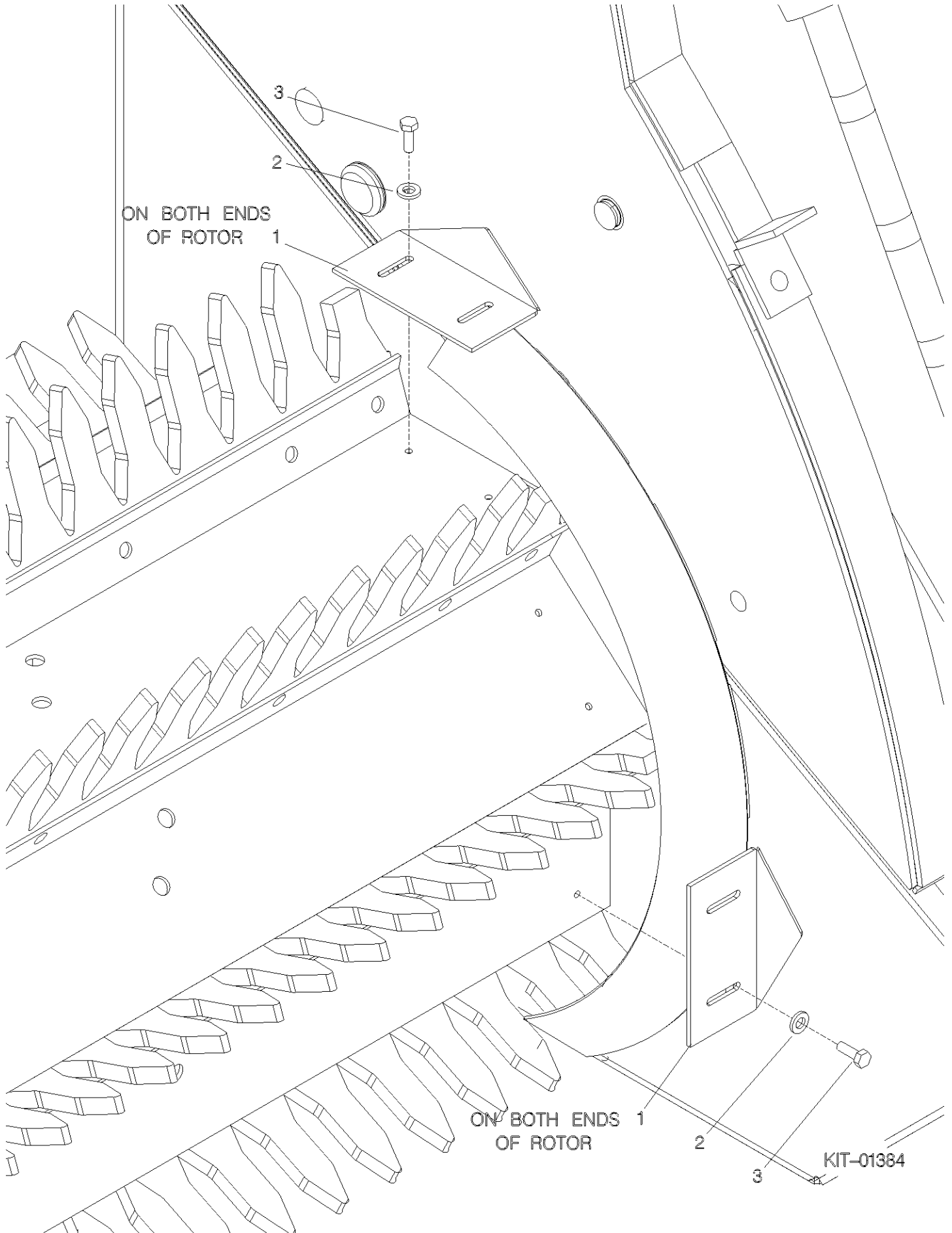


***Shelbourne Reynolds Engineering Limited***

ASSY NUMBER: KIT-01384				ASSY DESCRIPTION: ANTI-WRAP PLATE KIT			
ITEM	PART NO	DESCRIPTION	QTY	ITEM	PART NO	DESCRIPTION	QTY
1	192679 01	ANTI-WRAP PLATE	8				
2	WSH-1034	PENNY WASHER	16				
3	SCW-5180	SELF TAP SCREW	16				

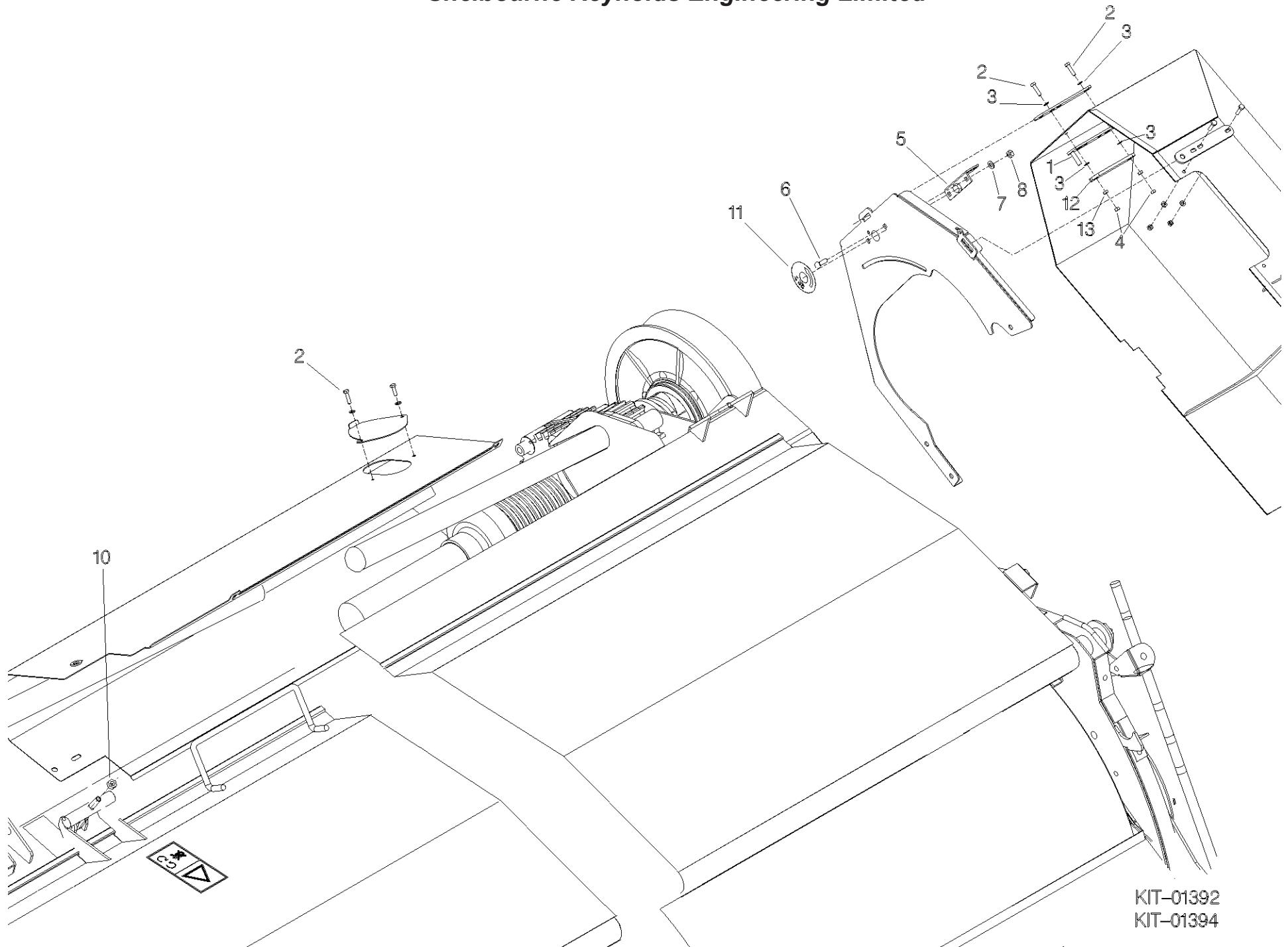


**Shelbourne Reynolds Engineering Limited**



***Shelbourne Reynolds Engineering Limited***

ASSY NUMBER: KIT-01392				ASSY DESCRIPTION: CE AREA KIT (SECURE GUARDS)			
ITEM	PART NO	DESCRIPTION	QTY	ITEM	PART NO	DESCRIPTION	QTY
1	198305 01	LATCH W/A	1				2
2	HSS-0086	SET SCREW	3				
3	WSH-0009	PLAIN WASHER	4				
4	NUT-0260	NYLOC NUT	2				
5	LTC-00040	SLAM LATCH	1				
6	BLT-4710	COACH BOLT	2				
7	WSH-0012	PLAIN WASHER	2				
8	NUT-0263	NYLOC NUT	2				
9							
10	NUT-0170	PLAIN NUT	2				
11	192953 01	TRANSFER (1/4 TURN)	1				
		FIT SLAM LATCH AND LATCH					
		REMOVE THUMB SCREW AND FIT ITEM 2					
		REMOVE WING NUTS FROM HOOD & FIT ITEM 10					



KIT-01392  
KIT-01394

***Shelbourne Reynolds Engineering Limited***

ASSY NUMBER: KIT-01404				ASSY DESCRIPTION: NON AGGRESSIVE CENTRE FINGER KIT			
ITEM	PART NO	DESCRIPTION	QTY	ITEM	PART NO	DESCRIPTION	QTY
1	198280 01	CENTRE FINGER LH (NON AGG)	8				
2	198280 02	CENTRE FINGER RH (NON AGG)	8				

