

# Shelbourne

## REYNOLDS

# CVS 24

## PARTS MANUAL - 2018 & ONWARDS



Shelbourne Reynolds Engineering Ltd  
Stanton, Bury St Edmunds,  
Suffolk, IP31 2AR, England

Telephone: 01359 250415  
Fax: 01359 250464

Stores Direct : 01359 251231  
Stores Direct: 01359 252031

Shelbourne Reynolds Inc.  
Colby PO box 607,  
1250 S Country Club Drive,  
Colby, Kansas 67701  
U.S.A.

Telephone: (785) 462 6299

Fax: (785) 462 6761

Issue 10

06/10/2023

# ORDERING SPARE PARTS

## IMPORTANT

Your Stripper Header is made up of a Machine assembly number (common parts), specific sub assemblies and also customer optional build kits. The machine, sub assemblies and optional kit numbers are listed in the front pages of your Operators manual. If you do not have these numbers please contact Shelbourne Reynolds Parts Department direct on (telephone) Stanton - (01359) 251231 or Colby - (785) 462 6299.

To ensure that you order the correct part from your SRE dealer please use the following procedure.

### **ALWAYS QUOTE THE MACHINE AND SERIAL NUMBERS WHEN ORDERING.**

The year and/or serial number of the machine may determine the correct sub assembly.

Refer to the Parts Manuals front page/s, listing the machine assemblies. Select the correct machine assembly number which is printed in the top left corner of the page (starting with 1965\_ \_ 01), This machine number can also be taken from the Stripper Header identification plate located on the rear left hand corner of the machine.

On this page you will find the parts listing for the common parts for every configuration of that machine assembly number. You will find the corresponding drawing by either looking at the facing page or progressing through the manual to the next drawing. The drawings indicate the components by item numbers, which you will find, are repeated in the left-hand side of your parts listing, and therefore referring to the correct part.

Note all parts will not be found listed below the machine number. Other parts will be from specific sub assemblies and optional kits. These sub assemblies and kits will be found in numerical order further through the manual. Sub assemblies start with 1960\_ \_ 01 and kits start with KIT- 19 \_ \_ \_.

The parts listing for adaptor plates, drive kits and hydraulic couplings can be found in the following manuals;

### **Drive & Adaptor Plate Manuals**

Massey Ferguson	MAN-03172	Laverda	MAN-03176
Claas/Cat	MAN-03173	Gleaner/Challenger	MAN-03177
John Deere	MAN-03174	Case IH	MAN-03178
New Holland	MAN-03175		

**KEY**      m = Meter,      A/R = Quantity as Required



# List Of Kit Numbers

196574 24	Shelbourne Header	1
196143 36	Header Lights Sub Assembly	3
196173 03	Stripping Rotor Assembly RH 3.6m	5
196193 12	Hydraulic Circuit Sub Assembly	7
196194 12	Cowl Assembly	9
196195 12	Adjustable Crop Deflector Sub Assembly	11
196228 03	Stripping Rotor LH 3.6m	13
196247 12	Bolt On Paddle Auger Assy 7.2m	15
196287 01	VS Drive Sub Assembly	17
196288 01	Emblems And Guards Sub Assembly	20
196289 01	Divider Sub Assembly	23
196292 01	Auger Mounting Sub Assembly	25
196294 02	Rotor Mounting Sub Assembly	27
196295 24	Frame And Parts Sub Assembly	30
GEA-0058	Input Gearbox Assembly	33
KIT-00123	Auger Slip Clutch	35
KIT-00530	PTO Cone Kit	37
KIT-00931	PTO Support Kit	39
KIT-00976	Ball Joint Centre Coupling	41
KIT-01386	Rear Pulley Assembly (Bolt In Hubs)	43
KIT-01399	Rotor Pulley Assembly (2017-2021)	45
KIT-01401	Safety Decal Kit North America	47
KIT-01402	Safety Decal Kit ISO	49
KIT-01445	Rotor Pulley Assy (2022 And On)	51
PTO-260XX	Stripper PTO	53
RDS-0002	RDS Equipment	55
RDS-0007	RDS Equipment	55

## **Kit Options** 58

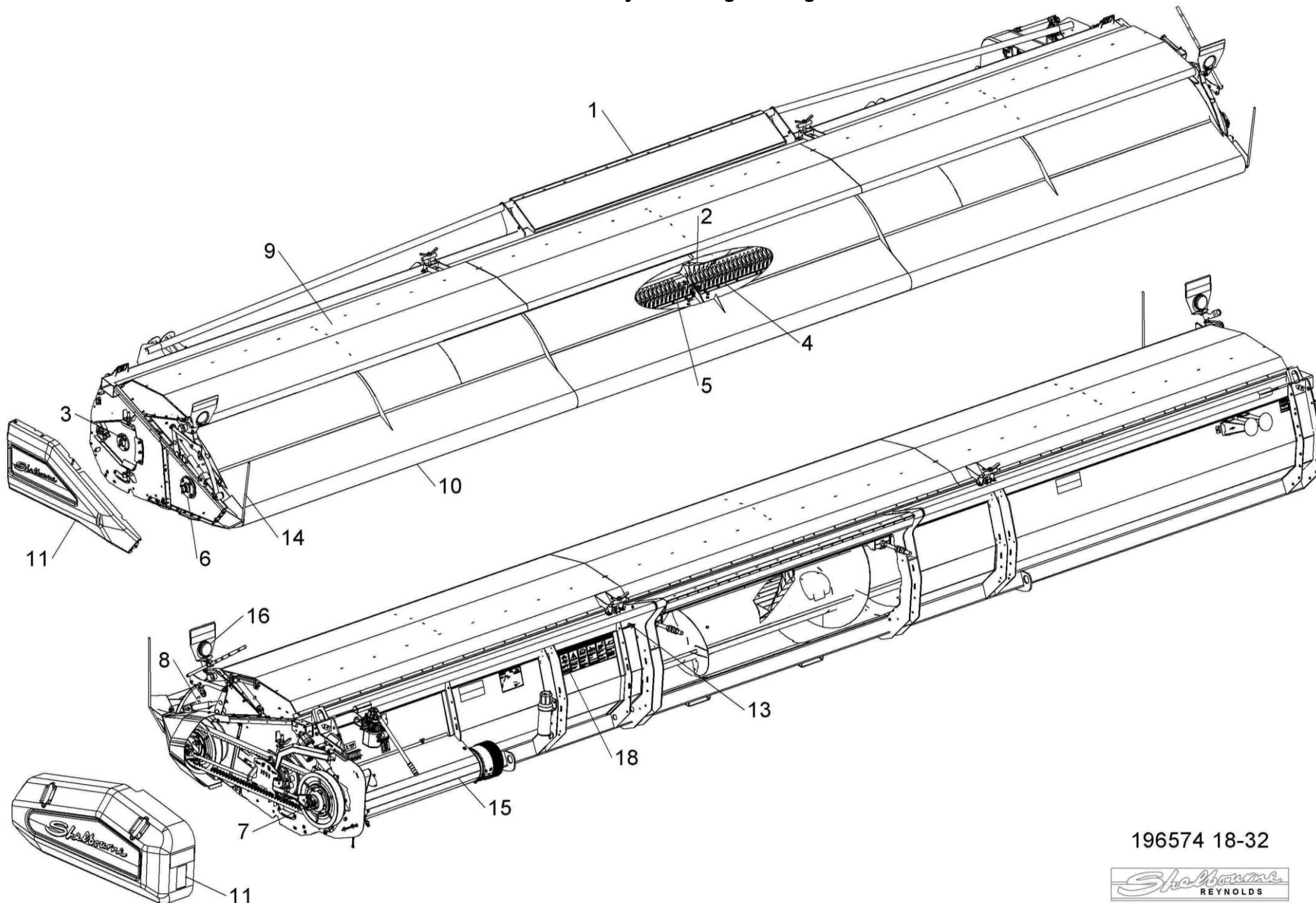
KIT-01299	Skid Poly Slip Plate Kit	59
KIT-01340	Steel Skid Cover Kit	61
KIT-01384	Anti-Wrap Plate Kit	63
KIT-01403	Vee Strip kit	65
KIT-01404	Non Aggressive Centre Finger Kit	67
KIT-01418	CE Area Kit	69
KIT-01444	Hardox Narrow Skid Cover Kit (2021 And On)	71





## Shelbourne Reynolds Engineering Limited

ASSY NUMBER: 196574 24				ASSY DESCRIPTION: Cvs24 SHELBOURNE HEADER			
ITEM	PART NO	DESCRIPTION	QTY	ITEM	PART NO	DESCRIPTION	QTY
1	196295 24	FRAME & PARTS SUB	1	18	KIT-01401	SAFETY DECAL KIT (N AMERICA)	1
2	196247 12	PADDLE AUGER ASSY	1	OR	KIT-01402	SAFETY DECAL KIT (REST OF WORLD)	1
3	196292 01	AUGER MTG SUB ASSY	1				
4	196228 03	STRIPPING ROTOR ASSY 3.6m LH	1				
5	196173 03	STRIPPING ROTOR ASSY 3.6m RH	1				
6	196294 02	ROTOR MTG SUB ASSY	1				
7	196342 01	VS DRIVE SUB ASSY (2023 & ON)	1				
OR	196287 01	VS DRIVE SUB ASSY (UP TO 2023	1				
8	196193 12	HYDRAULICS	1				
9	196194 12	TOP DOOR COWL SUB ASSY	1				
10	196195 12	ADJ. CROP DEFLECTOR SUB	1				
11	196288 01	EMBLEMS & GUARDS SUB	1				
12	RDS-0007	HEADER MONITOR LOOM KIT	1				
13	RDS-0002	COMBINE MONITOR KIT	1				
14	196289 01	DIVIDER SUB	1				
15	KIT-00530	PTO CONE KIT	1				
16	196143 36	HEADER LIGHTS SUB	1				
17							

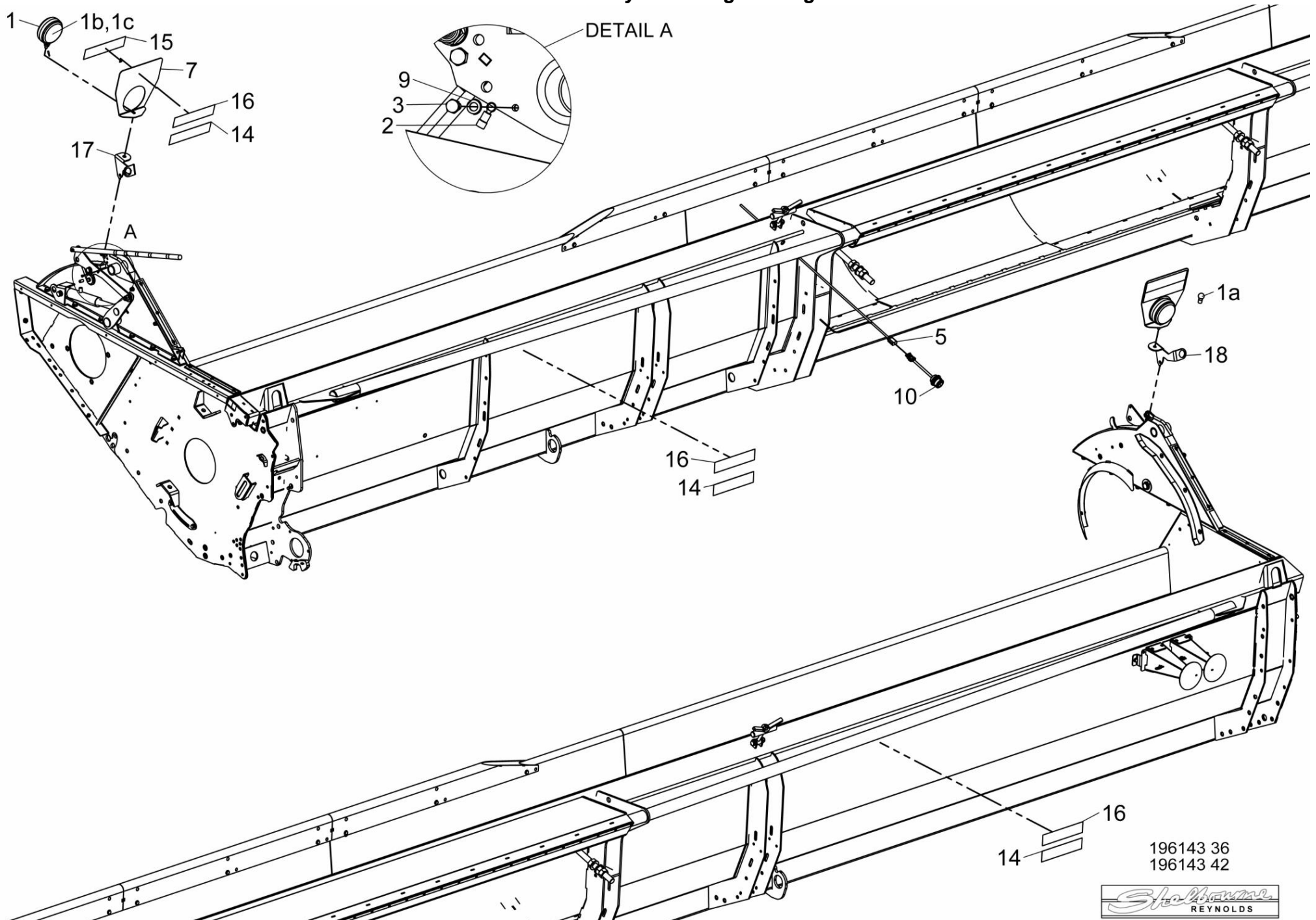


196574 18-32



## Shelbourne Reynolds Engineering Limited

ASSY NUMBER: 196143 36				ASSY DESCRIPTION: HEADER LIGHTS SUB Cvs/Rsd/Excel 24-32			
ITEM	PART NO	DESCRIPTION	QTY	ITEM	PART NO	DESCRIPTION	QTY
1	LMP-10505	INDICATOR LAMP	2	15	TPE-00250	REFLECTIVE TAPE - YELLOW	0.23m
1a	BLB-0015	SPARE BULB (2013 & ON)		15	TPE-00250	REFLECTIVE TAPE - YELLOW	0.23m
OR	BLB-0020	SPARE BULB (2012 - 2013)		16	TPE-00251	REFLECTIVE TAPE - RED	0.23m
				16	TPE-00251	REFLECTIVE TAPE - RED	0.23m
OR	BLB-0075	SPARE BULB (UPTO 2012)		16	TPE-00251	REFLECTIVE TAPE - RED	0.23m
1b	LMP-10009	SPARE LENS (3 SCREWS, 2013&ON)		16	TPE-00251	REFLECTIVE TAPE - RED	0.23m
1b	LMP-10006	SPARE LENS (GROTE, 2012-2013)		16	TPE-00251	REFLECTIVE TAPE - RED	0.23m
1b	LMP-10000	SPARE LENS FRONT (UPTO 2012)					
1c	LMP-10001	SPARE LENS REAR(PMG UPTO 2012)		17	198958 01	LH LIGHT MOUNTING BRACKET	1
2	ETM-00440	LOOP TERMINAL	2	18	198958 02	RH LIGHT MOUNTING BRACKET	1
3	HSS-0055	SETSCREW	3				
OR	SCW-5180	SELF TAP SCREW	3				
4	ETM-00560	MALE BULLET TERMINAL	2				
5	198524 01	WIRE LOOM & PLUG ASSY	1				
6							
7	290739 01	INDICATOR GUARD (2019 & ON)	2				
OR	193567 01	INDICATOR GUARD (UP TO 2019)	2				
8							
9	WSH-0006	PLAIN WASHER	3				
10	193516 01	LIGHT PLUG (JD PRE 50 SERIES)	1				
OR	195207 01	LIGHT PLUG (JD 50 SERIES)	1				
OR	SEE KIT-01727	LIGHT PLUG (JD 60,70 & S SER)	1				
OR	197040 01	LIGHT PLUG (CASE IH & NH)	1				
a	ECN-09060	SPARE LOCK WASHER					
b	ECN-09050	SPARE PANEL NUT					
OR	198732 01	LIGHT PLUG (NH TR)	1				
OR	SEE KIT-01731	LIGHT PLUG ASSY (AGCO MULTI)	1				
OR	291911 01	LONG LIGHT CABLE (11m)	1				
OR	292994 01	COMBINE LIGHT LOOM (JD X9)	1				
12							
13							
14	TPE-00300	FLUORESCENT TAPE -RED/ORANGE	0.23m				
14	TPE-00300	FLUORESCENT TAPE -RED/ORANGE	0.23m				
14	TPE-00300	FLUORESCENT TAPE -RED/ORANGE	0.23m				
14	TPE-00300	FLUORESCENT TAPE -RED/ORANGE	0.23m				



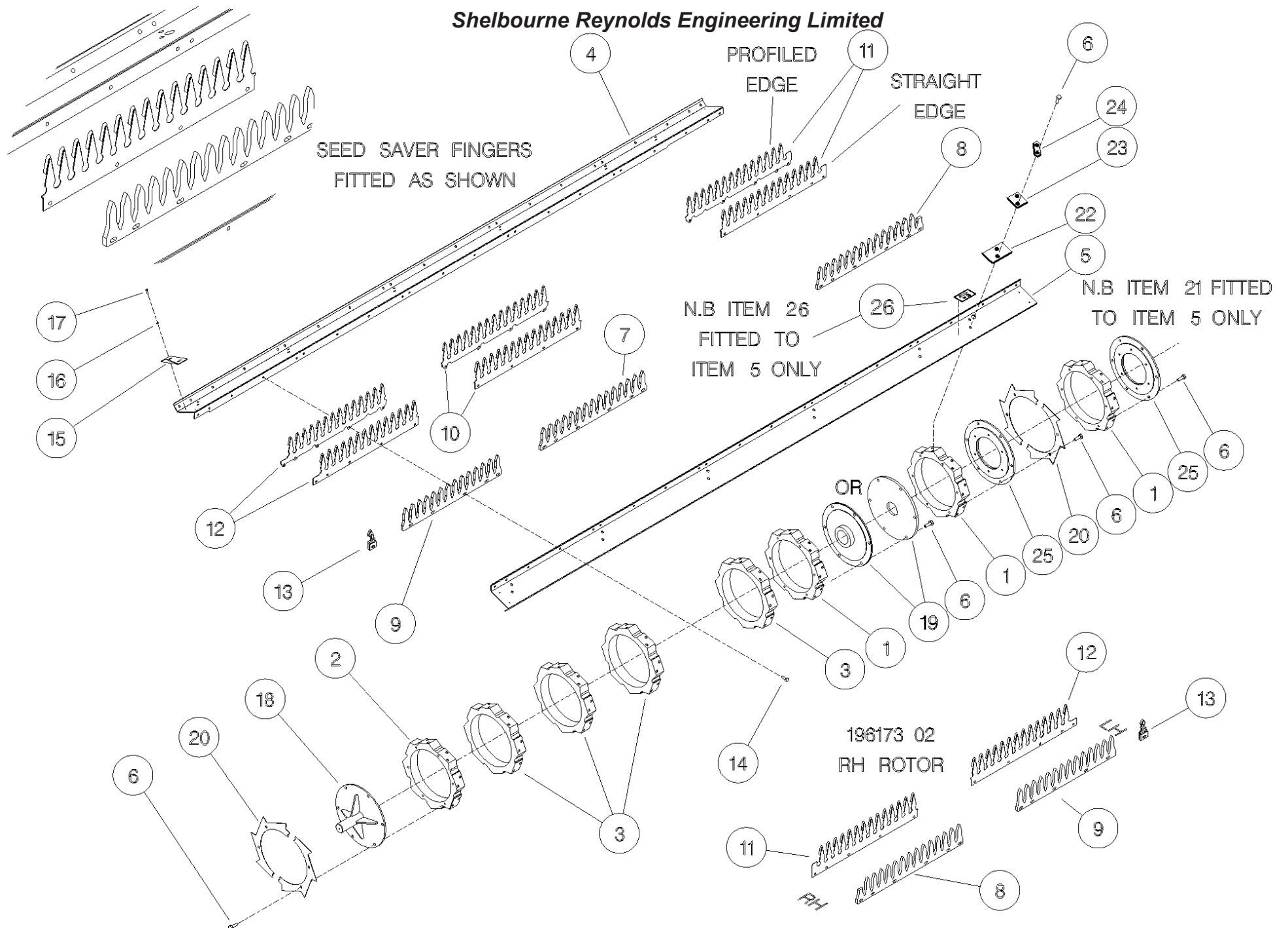
196143 36  
196143 42

## Shelbourne Reynolds Engineering Limited

ASSY NUMBER: 196173 03				ASSY DESCRIPTION: STRIPPING ROTOR ASSY RH 3.6m			
ITEM	PART NO	DESCRIPTION	QTY	ITEM	PART NO	DESCRIPTION	QTY
1	192892 01	OUTER HUB CASTING LH	1	NOTE		1 x ITEM 4 TO HAVE HOLE KNOCKED OUT FOR GREASER	
2	192892 02	OUTER HUB CASTING RH	1				
3	192892 03	INNER HUB CASTING	5				
4	199019 02	ROTOR SECTION 3.6m	8				
OR	199019 04	SPARES COMMON 3.6m ROTOR PANEL					
5			1				
6	HSSG10204	TENSILOCK SETSCREW	124				
7	193558 01	STANDARD ELEMENT	32				
8	193558 02	STANDARD ELEMENT END	8				
OR	193558 01	FOR SPARES, CUT AND MODIFY STD SUPPORT FINGER	8				
9	193558 03	STANDARD ELEMENT CTR END	8	NOTE		197719 02 & 197718 01 ARE CORRECT PARTS WHEN FINGERS SET WITH FLANGES UP, i.e., AGGRESSIVE.	
OR	193558 01	FOR SPARES, CUT AND MODIFY STD SUPPORT FINGER	8				
10	197717 01	SEED SAVER CTR	32				
OR	291009 01	SEED SAVER CTR RICE (LONG TIP)	32				
11	197719 02	SEED SAVER RH END	8				
OR	291011 01	SEED SAVER LH END RICE (LONG TIP)	8				
12	197718 01	SEED SAVER RH CTR	8				
OR	291010 02	SEED SAVER LH CTR RICE (LONG TIP)	8				
13	194109 02	CENTRE FINGER RH (AGGRESSIVE)	8				
OR	292310 02	RICE CENTRE FINGER RH (FLAT)	8				
14	HSSF08174	TENSILOCK SETSCREW	208	NOTE		WHEN FLANGES ARE DOWN, i.e., NON-AGGRESSIVE, USE 197719 01 & 198718 02.	
15	192679 01	ANTI-WRAP PLATE (HALF SET)	8				
OR	192679 01	ANTI-WRAP PLATE (FULL CTR SET)	12				
OR	192679 01	ANTI-WRAP PLATE (FULL SET)	16				
16	WSH-1034	PENNY WASHER	16-32				
17	SCW-5180	SELF TAPPING SCREW	16-32				
18	192899 01	IDLE SHAFT W/A	1				
19	KIT-00976A	BALL JOINT COUPLING KIT	1				
		FOR SPARES SUPPLY KIT-00976 <b>SEE KIT-00976 PAGE FOR PARTS BREAKDOWN</b>					
20	192959 01	OUTER CLAMP RING,	4				
21	BPG-00200	RUBBER PLUG	1				
22	193118 01	BALANCE WEIGHT (100G)	6			291011 01 & 291010 02 ARE CORRECT PARTS WHEN FINGERS SET WITH FLANGES DOWN, i.e., NON-AGGRESSIVE, FOR RICE. THESE FINGERS CAN NOT BE SET AGGRESSIVELY	
23	193118 02	BALANCE WEIGHT (50G)	2				
24	193382 01	BALANCE WEIGHT (25G)	1				



# **Shelbourne Reynolds Engineering Limited**

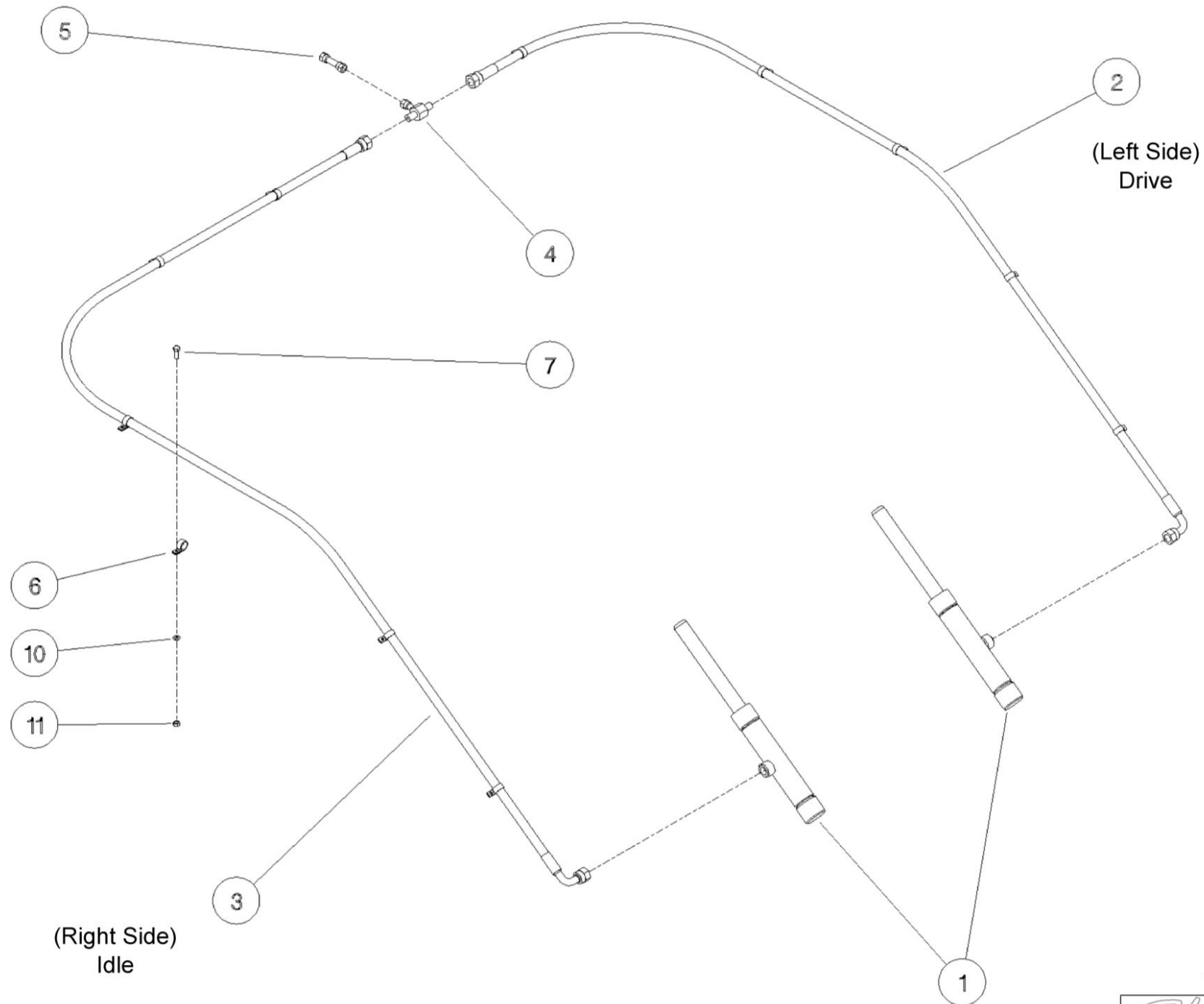


3.0m LH ROTOR ILLUSTRATED 196174 02

196173 - 196174 - 196228

**Shelbourne Reynolds Engineering Limited**

ASSY NUMBER: 196193 12				ASSY DESCRIPTION: HYDRAULIC CIRCUIT SUB			
ITEM	PART NO	DESCRIPTION	QTY	ITEM	PART NO	DESCRIPTION	QTY
1	195075 01	HYDRAULIC RAM	2				
1a	RMSK00030	SEAL KIT SPARES					
2	HHBC33510	HYD.HOSE ASSY.LH	1				
3	HHBC64810	HYD HOSE ASSY RH	1				
4	HPPD07100	HYD TEE FITTING	1				
5	FIT-0213	HYD BULKHEAD FITTING	1				
6	CLP-01012	P CLIP	8				
7	SCW-4960	BUTTON SKT.HD SCREW	4				
10	WSH-0009	PLAIN WASHER	4				
11	NUT-0260	NYLOC NUT	4				

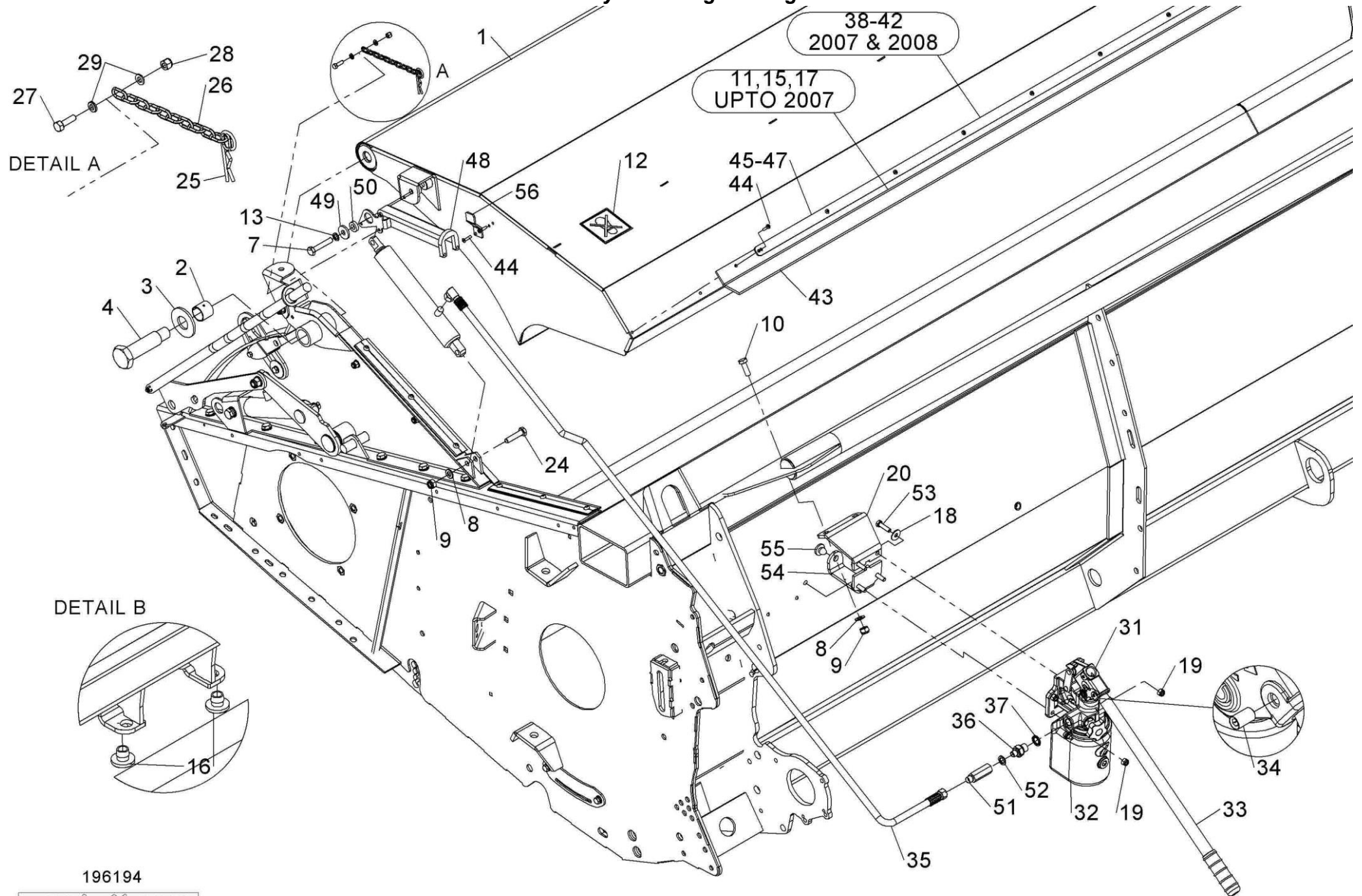


196193



## Shelbourne Reynolds Engineering Limited

ASSY NUMBER: 196194 12				ASSY DESCRIPTION: TOP DOOR COWL ASSY 7.2(24')Cvs			
ITEM	PART NO	DESCRIPTION	QTY	ITEM	PART NO	DESCRIPTION	QTY
1	197304 01	COWL ASSY (2005 & ON)	1	31b	HPS-01510	SEAL KIT FOR JAC-00227	
OR	197304 26K	SPARES HOOD ASSY, INC.ITEMS 1,16,43,44,45,46,47, & 56		31b	HPS-01500	SEAL KIT FOR JAC-00226	
OR	194952 01	COWL ASSY (UPTO 2004)	1	32	JAC-00222	HYD RESEVOIR (2015 & ON)	1
2	BSHK03056	BUSH	2	OR	JAC-00221	HYD RESEVOIR (2007-2014)	
3	192813 01	LARGE WASHER	2	33	JAC-00230	JACK HANDLE (2007 & ON)	1
4	192812 01	COWL PIN	2	34	SCW-4530	GRUBSCREW (2007 & ON)	1
5	NIP-0001	GREASE ZERK (UPTO 2009)	2	35	HHCC10505	HYD HOSE ASSY (2015 & ON)	1
6	GSTA14406	GAS STRUTT (UPTO 2007)	2	OR	HHCC11505	HYD HOSE ASSY (2007-2014)	1
7	BLTA10380	BOLT	1	36	FIT-0025	MM ADPT (2015& ON)	1
8	WSH-0015	PLAIN WASHER	3	OR	HAPAA0305	HYD REST (2007-2014)	
9	NUT-0265	NYLOC NUT (2007&ON)	3	37	WSH-1010	DOWTY WASHER (2007 & ON)	1
10	HSS-0194	SETSCREW (2007&ON)	2	38	197615 03	CLAMP STRIP (END) (2007&08)	2
11	EDS-11684	SEAL STRIP (UPTO 2007)	1	39	197615 10	CLAMP STRIP (HANDL) (2007&08)	2
12	192718 01	TRANSFER	2	40	197615 11	CLAMP STRIP (INNER) (2007&08)	2
13	WSH-0061	SPRING WASHER	1	41	197615 13	CLAMP STRIP (SMALL) (2007&08)	2
14				42	197615 08	CLAMP STRIP (CENTRE) (2007&08)	2
15	197289 02	SEAL CLAMP PLATE (UPTO 2007)	6	43	198066 06	SEALING STRIP (2009&ON)	1
16	197810 01	BUMP STOP	4	OR	197602 04	SEALING STRIP (2007 & 2008)	1
17	HSS-0140	SETSCREW (UPTO 2007)	22	44	POP-0006	POP RIVET (2009&ON)	39
18	WSH-1038	WASHER	4	45	198067 01	CLAMP STRIP (1304mm) (2010&ON)	1
19	NUT-0263	NYLOC NUT	4	46	198067 02	CLAMP STRIP (1194mm) (2010&ON)	4
20	199831 01	HAND PUMP BRACKET (2015&ON)	1	47	198067 03	CLAMP STRIP (1104mm) (2010&ON)	1
OR	197607 01	HAND PUMP BRACKET (2007-2014)		48	198311 01	RAM STOP (CVS**100149 & ON)	1
21	197606 01	STORAGE BRKT (2007-	1	49	190119 75	WASHER (CVS**100149 & ON)	1
22	197605 01	RAM STOP (2007-CVS**100148)	1	50	190119 79	WASHER (CVS**100149 & ON)	1
23	PIN-1720	D PIN (2007-CVS**100148)	1	51	HVB-93000	FLOW RESTRIC'R (2015&ON)	1
24	BLTA10290	BOLT	1	52	WSH-1005	DOWTY WSH (2015 & ON)	1
25	CLP-00103	R CLIP (2007-2017)	1	53	HSS-0150	BOLT (2015 & ON)	4
26	CHN-0145	CHAIN (2007-2017)	0.17	54	199832 01	PUMP BRKT BTM (2015 & ON)	1
27	HSS-0086	SET SCREW (2007-2017)	1	55	RUB-0330	RUBBER GROMMET (2015 & ON)	1
28	NUT-0260	NYLOC NUT (2007-2017)	1	56	290373 01	HOOK (2017 & ON)	1
29	WSH-0009	PLAIN WASHER (2007-2017)	2				
30	197601 01	HYDRAULIC CYLINDER ASSY	1				
30a	RMSK00030	RAM SEAL KIT					
31	JAC-00228	HYD HAND PUMP (2023 & ON)	1				
OR	JAC-00227	HYD HAND PUMP (2015-2022)	1				
OR	JAC-00226	HYD HAND PUMP (2007-2014)	1				
31a	FITE00107	FILLER CAP					
31b	HPS-01520	SEAL KIT FOR JAC-00228 & JAC-00227					

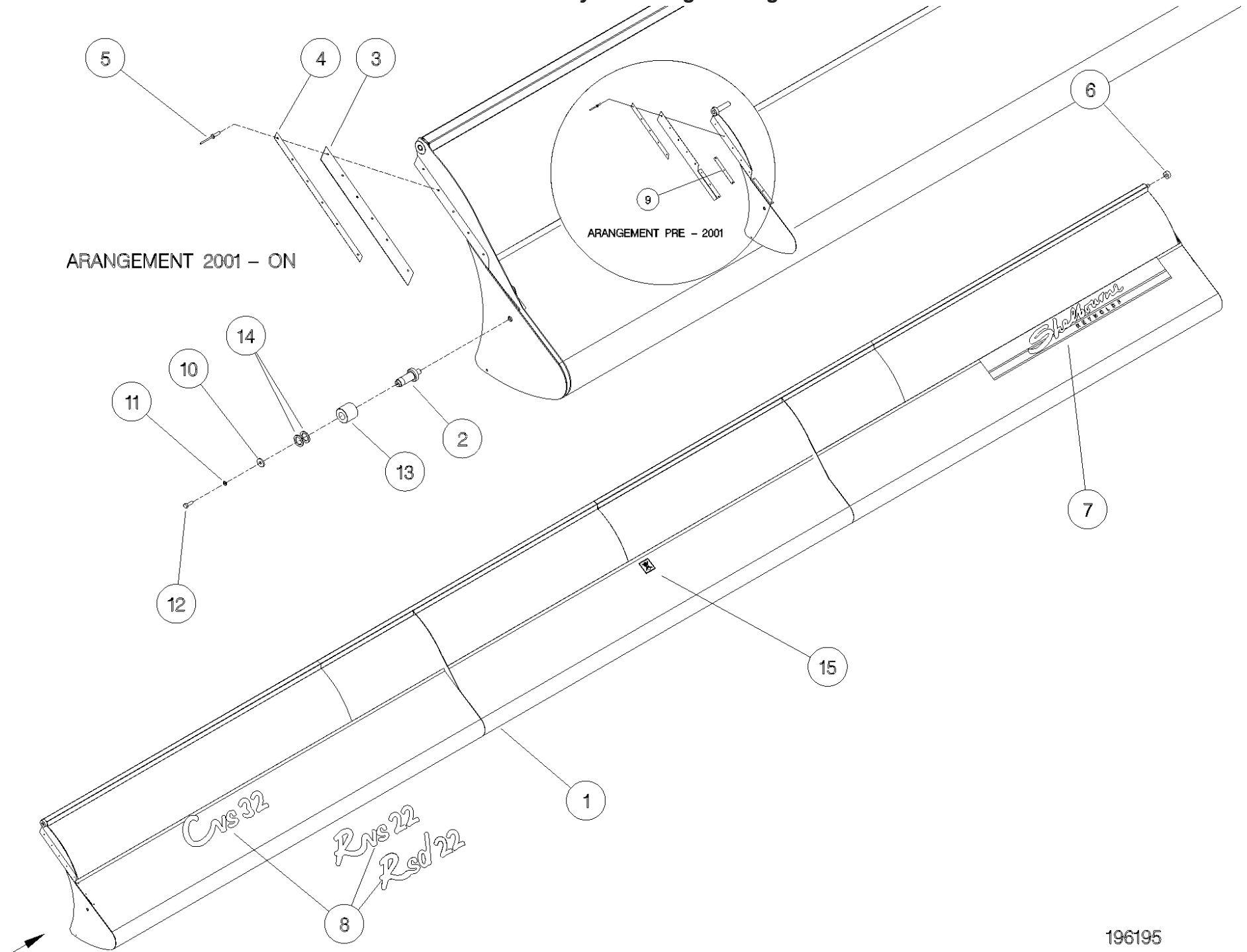


196194

**Shelbourne Reynolds Engineering Limited**

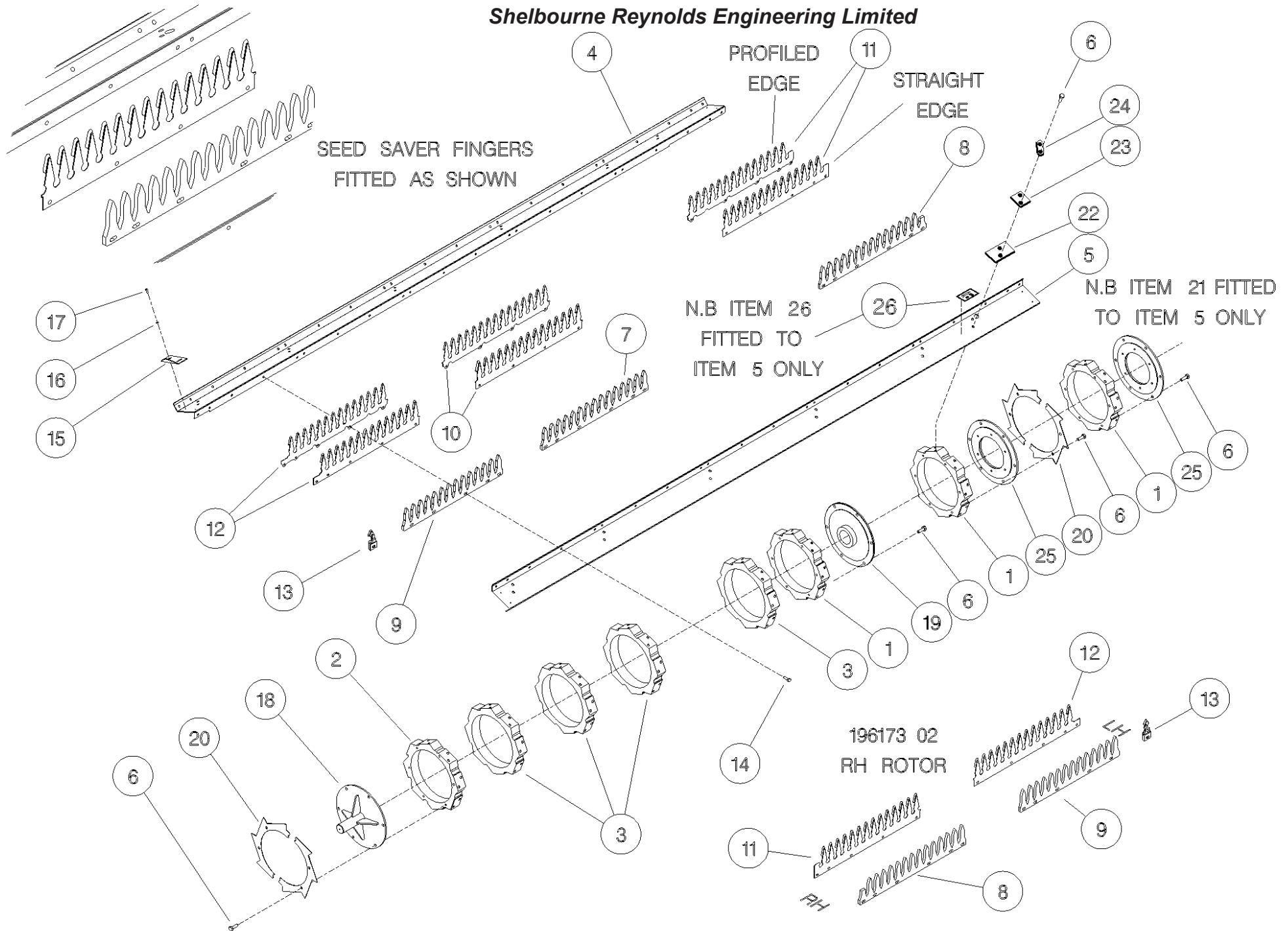
ASSY NUMBER: 196195 12				ASSY DESCRIPTION: 24'ADJ CROP DEFLECT SUB			
ITEM	PART NO	DESCRIPTION	QTY	ITEM	PART NO	DESCRIPTION	QTY
1	194900 01	ADJ CROP DEFLECTOR	1				
2	195379 01	SPINDLE (2002 & ON)	2				
OR	192687 01	SPINDLE (UPTO 2001)	2				
3	292110 01	SIDE SEAL LH (2002 & ON)	1				
OR	195139 01	SEAL STRIP (UPTO 2001)	2				
4	195433 01	CLAMP STRIP (2002 & ON)	2				
OR	194485 01	CLAMP STRIP (UPTO 2001)	2				
5	POP-0006	POP RIVET	12				
6	191642 01	NYLON ROLLER	2				
7	191981 01	LOGO (SHELBOURNE REYNOLDS)	1				
8	199015 05	EMBLEM (Cvs24) WHITE	1				
OR	194500 05	EMBLEM (Cvs24) RED	1				
9	195140 01	FRONT CLAMP STRIP (UPTO 2001)	2				
10	190119 08	WASHER	2				
11	WSH-0058	SPRING WASHER	2				
12	HSS-0140	SETSCREW	2				
13	192688 01	NYLON ROLLER	2				
14	190119 20	WASHER (UPTO 2012)	4				
15	192718 01	TRANSFER(NO STEP)	1				
16	292110 02	SIDE SEAL RH (SMOOTH SIDE UP)	1				





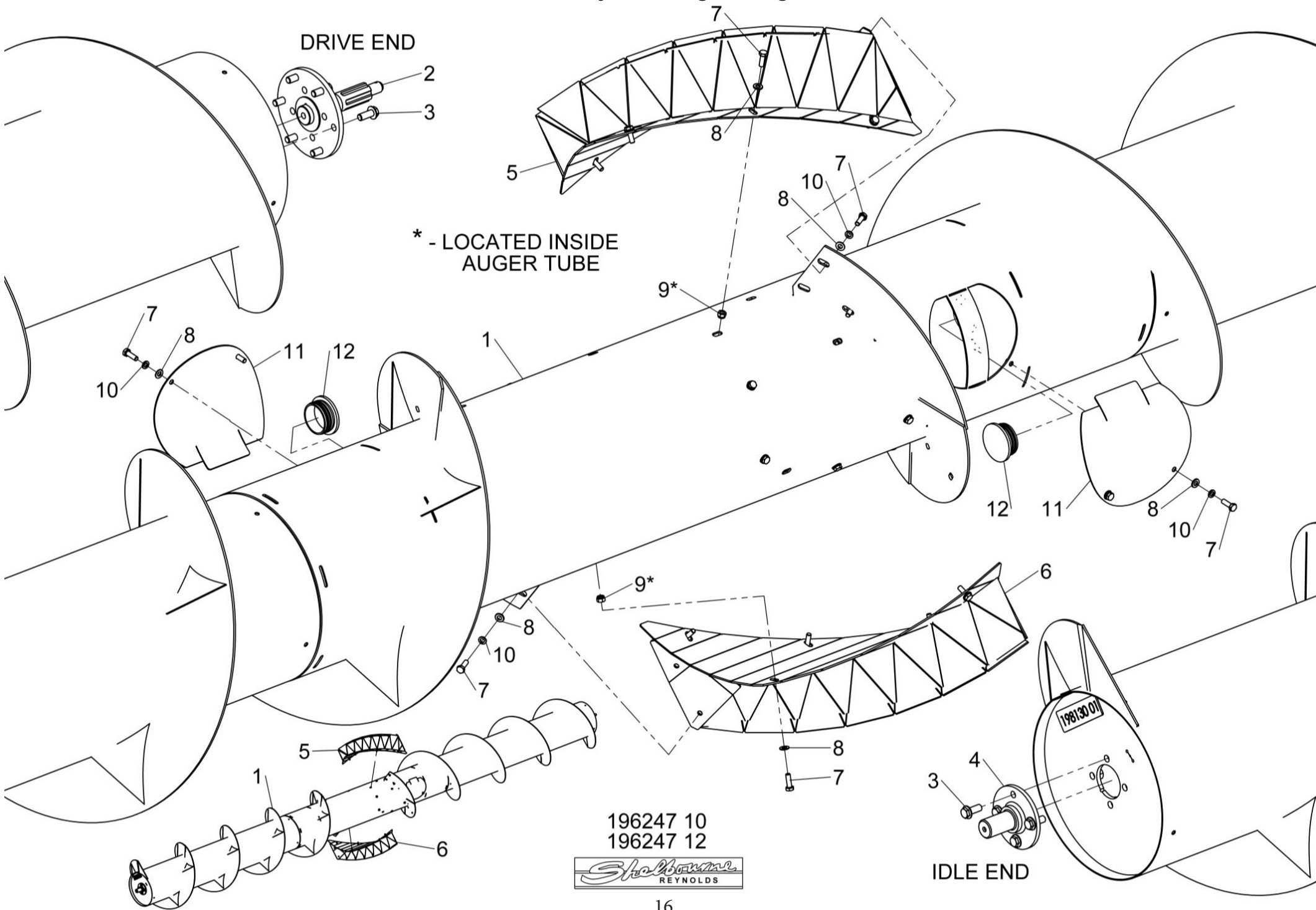
## Shelbourne Reynolds Engineering Limited

ASSY NUMBER: 196228 03				ASSY DESCRIPTION: STRIPPING ROTOR ASSEMBLY LH 3.6m			
ITEM	PART NO	DESCRIPTION	QTY	ITEM	PART NO	DESCRIPTION	QTY
1	192892 01	OUTER HUB CASTING LH	2				
2	192892 02	OUTER HUB CASTING RH	1				
3	192892 03	INNER HUB CASTING	5				
4	199019 01	ROTOR SECTION 3.6m	8				
OR	199019 04	SPARES COMMON 3.6m PANEL					
5							
6	HSSG10204	TENSILOCK SETSCREW	146				
7	193558 01	STANDARD ELEMENT	32				
8	193558 02	STANDARD ELEMENT END	8				
OR	193558 01	FOR SPARES, CUT AND MODIFY STD SUPPORT FINGER	8				
9	193558 03	STANDARD ELEMENT CTR END	8				
OR	193558 01	FOR SPARES, CUT AND MODIFY STD SUPPORT FINGER	8				
10	197717 01	SEED SAVER CTR	32				
OR	291009 01	SEED SAVER CTR RICE (LONG TIP)	32				
11	197719 01	SEED SAVER LH END	8				
OR	291011 02	SEED SAVER RH END RICE (LONG TIP)	8		NOTE	197719 01 & 197718 02 ARE CORRECT PARTS WHEN FINGERS SET WITH FLANGES UP, i.e., AGGRESSIVE.	
12	197718 02	SEED SAVER LH CTR	8				
OR	291010 01	SEED SAVER RH CTR RICE (LONG TIP)	8				
13	194109 01	CENTRE FINGER LH (AGGRESSIVE)	8				
OR	292310 01	RICE CENTRE FINGER LH (FLAT)	8				
14	HSSF08174	TENSILOCK SETSCREW	208				
15	192679 01	ANTI-WRAP PLATE (HALF SET)	8				
OR	192679 01	ANTI-WRAP PLATE (FULL CTR SET)	12				
OR	192679 01	ANTI-WRAP PLATE (FULL SET)	16				
16	WSH-1034	PENNY WASHER	16-32		NOTE	291011 02 & 291010 01 ARE CORRECT PARTS WHEN FINGERS SET WITH FLANGES DOWN, i.e., NON-AGGRESSIVE, FOR RICE. THESE FINGERS CAN NOT BE SET AGGRESSIVELY	
17	SCW-5180	SELF TAPPING SCREW	16-32				
18	193103 01	CENTRE DRIVE SHAFT W/A	1				
19	197114 01	ROTOR DRIVE DISC W/A	1				
20	192959 01	OUTER CLAMP RING	4				
21							
22	193118 01	BALANCE WEIGHT (100G)	6				
23	193118 02	BALANCE WEIGHT (50G)	2				
24	193382 01	BALANCE WEIGHT (25G)	1				
25	197111 01	ROTOR DRIVE DISC	1				



**Shelbourne Reynolds Engineering Limited**

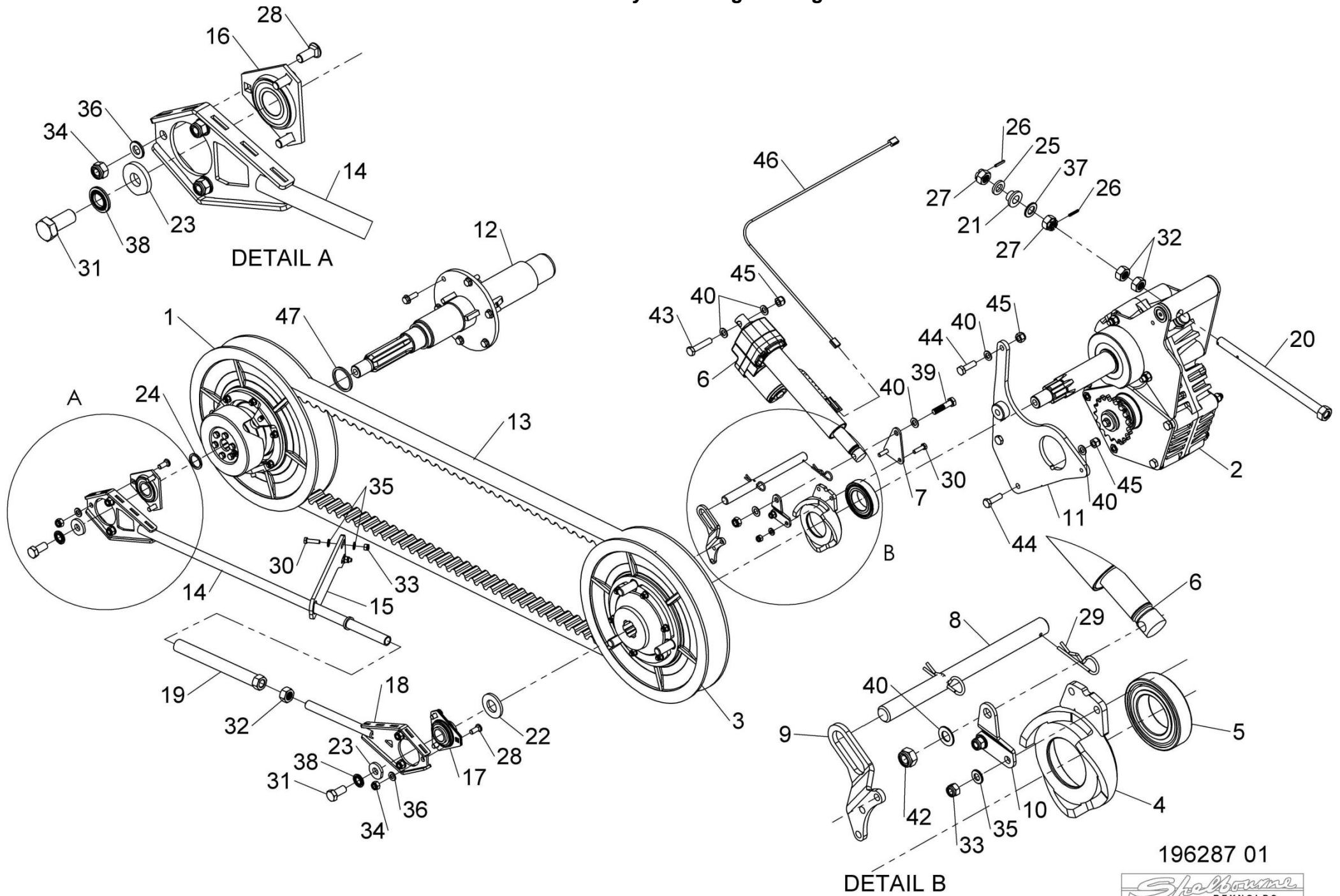
ASSY NUMBER: 196247 12				ASSY DESCRIPTION: 7.2mt (24') BOLT ON PADDLE AUGER ASSY			
ITEM	PART NO	DESCRIPTION	QTY	ITEM	PART NO	DESCRIPTION	QTY
1	292076 01	AUGER WELD ASSY	1				
2	195848 01	AUGER DRIVE SHAFT	1				
3	HSSF12204	SET SCREW	10				
4	197704 02	IDLER SHAFT	1				
5	197620 01R	AUGER SPIRAL PADDLE LH	1				
6	197620 02R	AUGER SPIRAL PADDLE RH	1				
7	HSS-0145	HEX HD SCREW	18				
8	WSH-0012	PLAIN WASHER	28				
9	NUT-0263	NYLOC NUT	10				
10	WSH-0058	SPRING WASHER	8				
11	194472 01	INSPECTION COVER	2				
12	21709036	TUBE PLUG	2				
13	196247 12R	COMPLETE SPARE AUGER ASSY (CONSISTS OF ITEM 1-12)					



## Shelbourne Reynolds Engineering Limited

ASSY NUMBER: 196287 01				ASSY DESCRIPTION: VS DRIVE SUB			
ITEM	PART NO	DESCRIPTION	QTY	ITEM	PART NO	DESCRIPTION	QTY
1	KIT-01445	ROTOR PULLEY ASSY (2022 & ON) <b>SEE KIT-01445 PAGE FOR PARTS BREAKDOWN</b>	1	19	198235 01	TIE ROD ADJUSTER W/A	1
OR	KIT-01399	ROTOR PULLEY ASSY (UPTO 2022) <b>SEE KIT-01399 PAGE FOR PARTS BREAKDOWN</b>	1	20	198029 04	GEARBOX ADJUSTER ROD	1
2	GEA-0058	INPUT GEARBOX ASSY <b>SEE GEA-0058 PAGE FOR PARTS BREAKDOWN</b>	1	21	198028 01	REAR SPRING BOSS	1
OR	GEA-0058CNH	SPARE GEARBOX ASSY 35/34T GEARS		22	190548 36	WASHER	1
OR	GEA-0058JD/CIH	SPARE GEARBOX ASSY 37/32T GEARS		23	198800 48	WASHER	2
OR	GEA-0058LEX	SPARE GEARBOX ASSY 33/36T GEARS		24	198800 03	WASHER 40x31x8 (CVS**203230 & ON)	1
3	KIT-01386	REAR PULLEY ASSY <b>SEE KIT-01386 PAGE FOR PARTS BREAKDOWN</b>	1	OR	190548 56	WASHER 38x31x3 (UPTO CVS**203230)	1
		FOR SPARES SUPPLY KIT-01463		OR	190548 56	WASHER 38x31x3 (2020 & ON)	A/R
		PULLEY ASSY & ACTUATOR CAM KIT		25	190119 30	WASHER	1
		INCLUDES KIT-01454		26	PIN-1620	ROLL PIN	2
4	197120 01	ACTUATOR CAM W/A	1	27	NUT-0580	CASTLE NUT	2
5	BRG-15050NC3	BEARING	1	28	BLT-3745	COACHBOLT	6
		FOR SPARES SUPPLY KIT-01454		29	CLP-00103	R CLIP	2
		<b>SEE KIT-01454 PAGE FOR PARTS BREAKDOWN</b>		30	HSS-0150	SETSCREW	4
6	MOTE11008	ACTUATOR	1	31	HSS-0315	SETSCREW	2
7	198556 01	MOUNTING PLATE	1	32	NUT-0185	PLAIN NUT	3
8	197102 01	LOCATING BAR	1	33	NUT-0263	NYLOC NUT	4
9	199477 01	MOUNTING BRACKET	1	34	NUT-0265	NYLOC NUT	6
10	198557 01	MOUNTING BRACKET	1	35	WSH-0012	PLAIN WASHER	6
11	290508 01	GEARBOX SUPPORT PLT W/A	1	36	WSH-0015	PLAIN WASHER	6
12	291704 01	DRIVE SHAFT (CVS**203230&ON)	1	37	WSH-0030	PLAIN WASHER	1
OR	198223 01	DRIVE SHAFT (UPTO CVS**203230)	1	38	WSHA30161	LOCKWASHER	2
		SPARES FIT 291704 01 & 198800 03		39	BLTA12350	HEX.HEAD BOLT	1
13	BEL-27360C	VARI SPEED BLET (2020 & ON)	1	40	WSH-0018	PLAIN WASHER	6
OR	BEL-27357	VARI SPEED BELT (UP TO 2020 (CAN SUPPLY BEL-27360C)	1	41	WSH-0019	PLAIN WASHER (THIN)	1
14	198236 01	TIE BAR W/A	1	42	NUT-0270	NYLOC NUT (THIN)	1
15	290560 01	TIE ROD RETAINER	1	43	BLTA12380	HEX.HEAD BOLT	1
16	BRG-23000	BEARING	1	44	HSS-0250	SETSCREW	3
17	BRG-0240	BEARING	1	45	NUT-0269	NYLOC NUT	4
18	198232 01	TIE ROD END W/A	1	46	195050 07	LOOM & PLUG ASSY	1
				47	198800 22	WASHER 60x51x4 (2020 & ON)	A/R



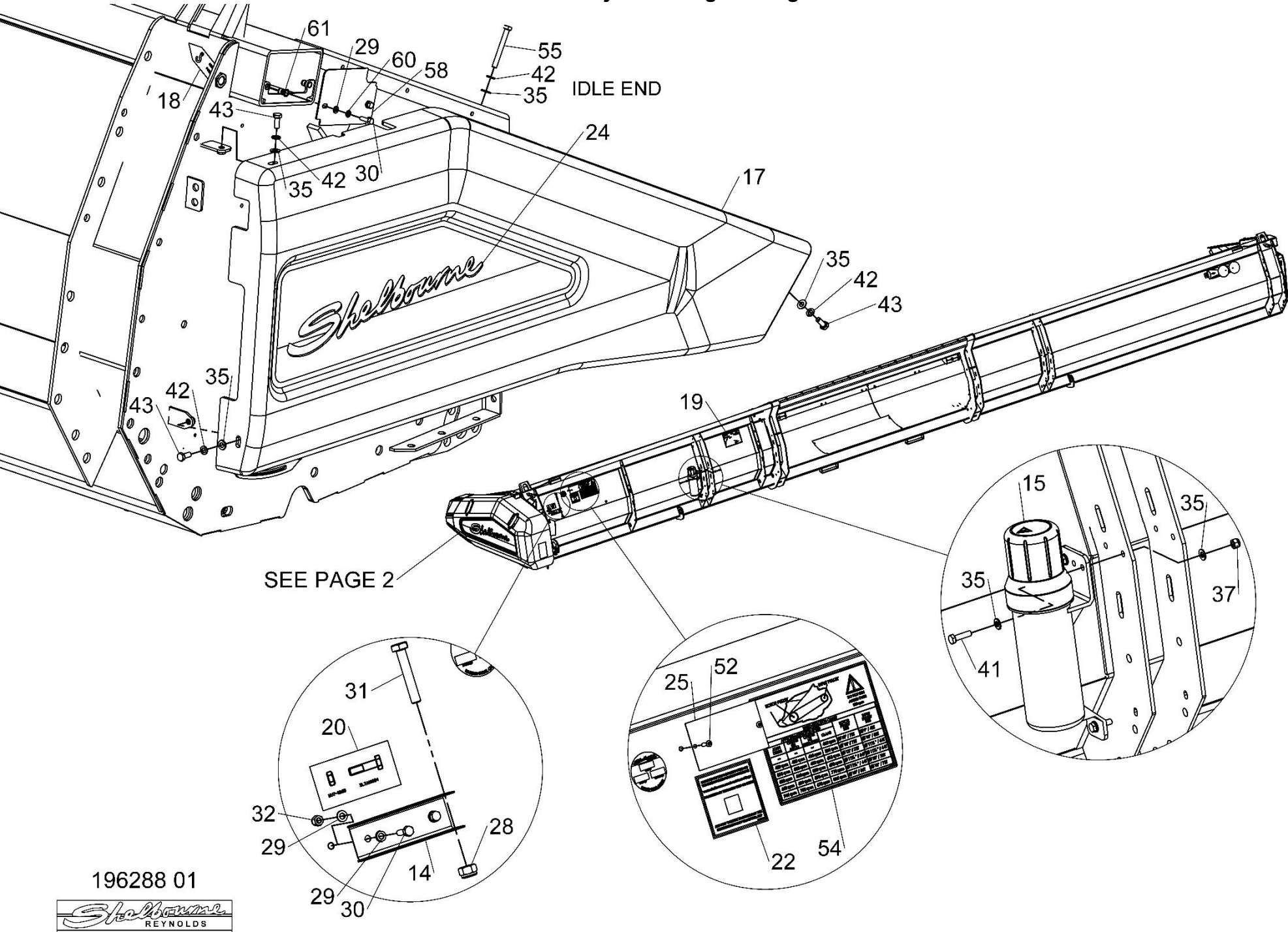


196287 01



## Shelbourne Reynolds Engineering Limited

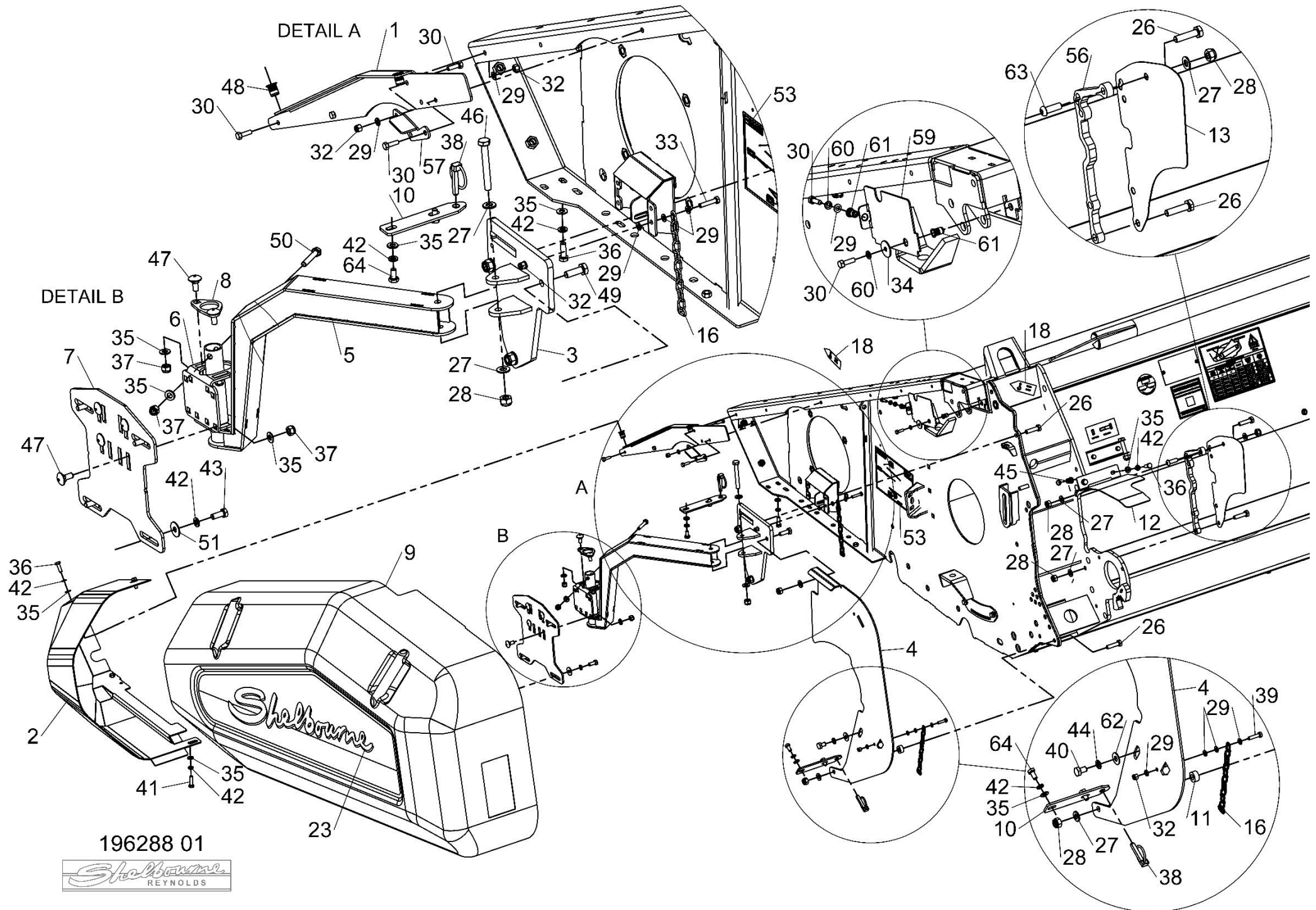
ASSY NUMBER: 196288 01				ASSY DESCRIPTION: EMBLEMS & GUARDS SUB			
ITEM	PART NO	DESCRIPTION	QTY	ITEM	PART NO	DESCRIPTION	QTY
1	290620 01	GUARD MOUNTING PLATE	1	40	HSS-0185	SETSCREW	1
2	290494 01	CORNER GUARD W/A	1	41	HSS-0150	SETSCREW	4
3	290512 01	PIVOT W/A	1	42	WSH-0058	SPRING WASHER	18
4	290496 01	GUARD MOUNTING PLATE	1	43	HSS-0140	SETSCREW	7
5	199998 01	ARM W/A	1	44	WSH-0061	SPRING WASHER	1
6	290118 01	PIVOT BRACKET	1	45	NUTA13087	NUTSERT	2
7	290119 01	MOUNTING PLATE	1	46	BLTA10500	HEX HEAD BOLT	1
8	290540 01	CLAMP BRACKET	1	47	BLT-4710	COACH BOLT	6
9	290000 01	LH DRIVE GUARD	1	48	NUTA13080	NUTSERT	2
10	290539 01	LOCATING PLATE	2	49	HSS-0194	SETSCREW	1
11	190119 19	WASHER	1	50	HSS-0155	SETSCREW	1
12	198288 01	GEARBOX COVER PLT	1	51	WSH-1038	PENNY WASHER	4
13	198254 01	INNER SHIELD PLT (RSD/CSD ONLY)	1	52	POP-0006	POP RIVET	2
14	191841 03	SHEAR BOLT HOLDER	1	53	290878 01	EMBLEM (DRIVE MAINTENANCE)	1
15	PCN-00100	MANUAL CANISTER	1	54	290910 01	EMBLEM (HTD SPEEDS, RSD ONLY)	1
16	CHN-0145	CHAIN	0.17m	OR	292044 01	EMBLEM (HTD SPEEDS, CSD ONLY)	1
16	CHN-0145	CHAIN	0.17m	55	HSSA08440	SETSCREW (2019 & ON)	1
17	290001 01	IDLE END GUARD	1	56	198253 01	INNER SHIELD RIB (RSD/CSD ONLY)	1
18	190702 04	EMBLEM (SLING POINT)	4	57	290880 01	GUARD SUPPORT (2019 & ON)	1
19	290879 01	EMBLEM (HEADER MAINTENANCE)	1	58	292023 01	TOP BEAM CAP (2021 & ON)	1
20	613205 01	EMBLEM (SHEARBOLT)	1	59	292027 01	TOP BEAM CAP RSD (2022 & ON)	1
21				OR	292023 01	TOP BEAM CAP RSD (2021 ONLY)	1
22	290150 01	EMBLEM (COMBINE SETTINGS)	1	OR	292027 01	TOP BEAM CAP CVS (2021 & ON)	1
23	290640 01	EMBLEM (SHELBOURNE)	1	60	WSH-0056	SPRING WASHER	4
24	290534 01	EMBLEM (SHELBOURNE)	1	61	NUTA13060	NUTSERT	4
25	290526 01	SERIAL NO. PLATE	1	62	WSHA10101	PENNY WASHER	1
26	HSS-0202	SETSCREW	5	63	SCW-0516	BUTT HEAD SCREW	1
27	WSH-0015	PLAIN WASHER	9	64	HSS-0135	SETSCREW	4
28	NUT-0265	NYLOC NUT	13				
29	WSH-0009	PLAIN WASHER	20				
30	HSS-0086	SETSCREW	10				
31	BLTA10384	HEX HEAD BOLT	5				
32	NUT-0260	NYLOC NUT	8				
33	HSS-0092	SETSCREW	1				
34	WSH-1036	PENNY WASHER	2				
35	WSH-0012	PLAIN WASHER	27				
36	HSS-0145	SETSCREW	5				
37	NUT-0263	NYLOC NUT	10				
38	PIN-01950	LYNCH PIN	2				
39	HSS-0088	SETSCREW	1				



196288 01



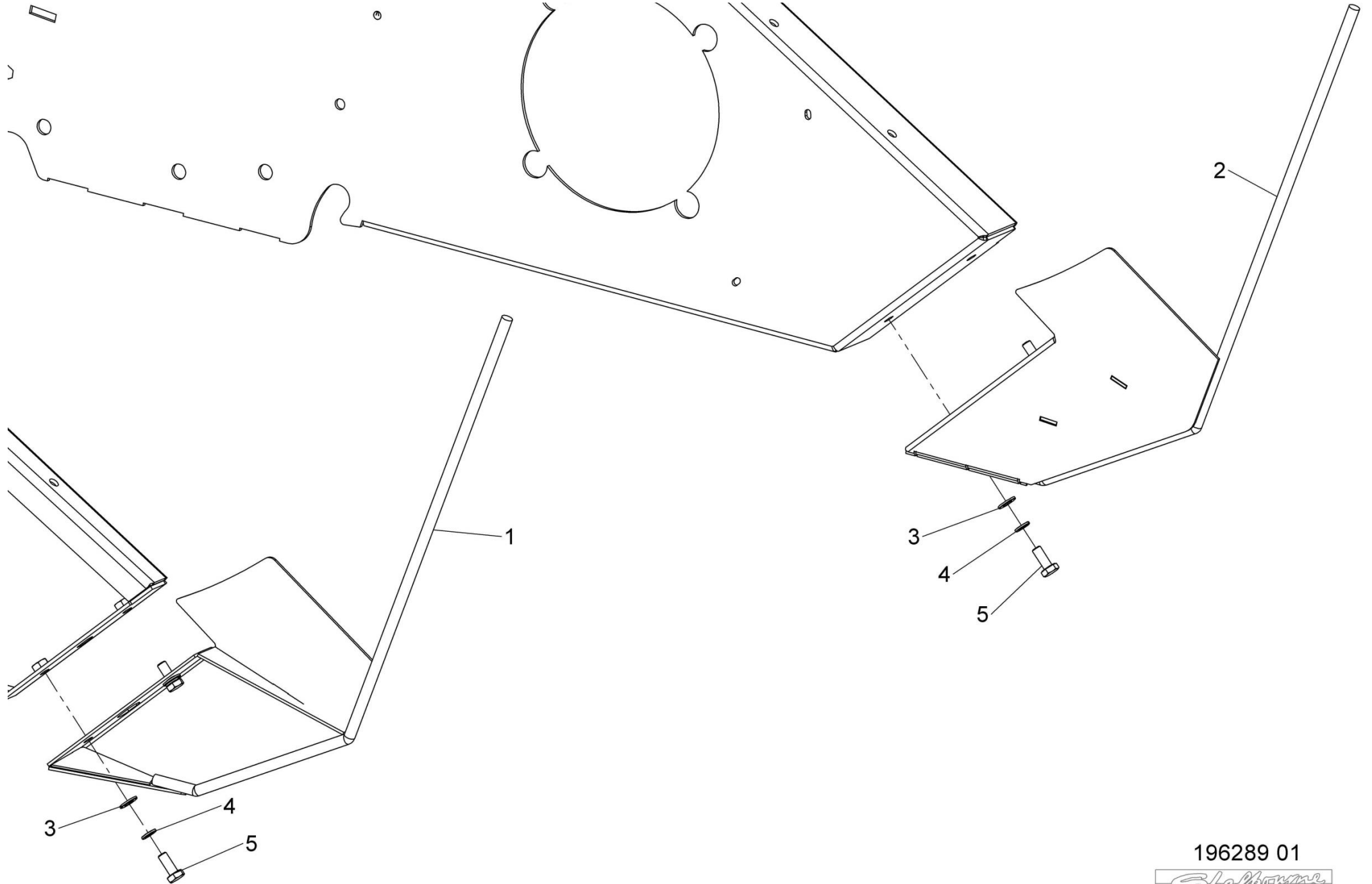




***Shelbourne Reynolds Engineering Limited***

ASSY NUMBER: 196289 01				ASSY DESCRIPTION: DIVIDER SUB ASSY			
ITEM	PART NO	DESCRIPTION	QTY	ITEM	PART NO	DESCRIPTION	QTY
1	194501 02	RH DIVIDER W/A	1				
2	290480 01	LH DIVIDER W/A	1				
3	WSH-0015	PLAIN WASHER	4				
4	WSH-0061	SPRING WASHER	4				
5	HSS-0191	SET SCREW	4				



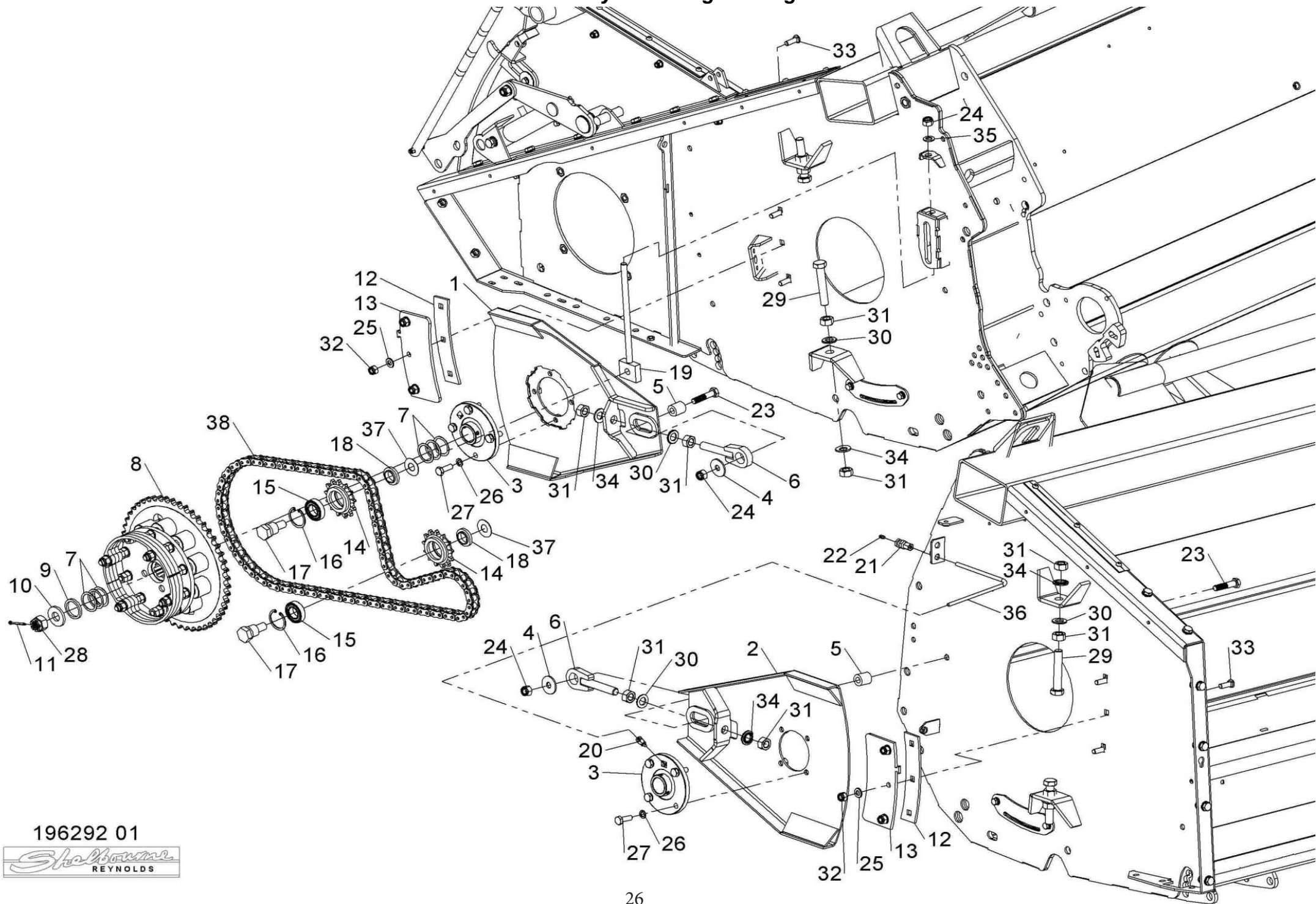


196289 01



## Shelbourne Reynolds Engineering Limited

ASSY NUMBER: 196292 01				ASSY DESCRIPTION: AUGER MTG SUB ASSY			
ITEM	PART NO	DESCRIPTION	QTY	ITEM	PART NO	DESCRIPTION	QTY
1	290353 01	AUGER ADJUSTER PLT (LH) W/A	1	37	190548 04	SHIM	A/R
2	290368 01	AUGER ADJUSTER PLT (RH) W/A	1	38	CHN-01991	CHAIN (99 LINKS c/w JOINER)	1
3	BRG-23560	BEARING	2	OR	CHN-01992	CHAIN (111 LINKS)FOR 22T SPRKT	1
4	190119 26	WASHER	2				
5	290363 01	SPACER	2	38a	CHN-01910	CHAIN HALF LINK	
6	290360 01	ADJUSTER W/A	2	38b	CHN-01901	JOINING LINK	
7	190119 95	WASHER	6	39	KIT-00112	SPARES IDLER SPROCKET ASSY KIT	
8	KIT-00123	AUGER DRIVE CLUTCH <b>SEE KIT-00123 PAGE</b>  <b>FOR PARTS BREAKDOWN</b>	1			INC ITEMS 14,15,16,17,18 & 37	
9	190119 82	WASHER	1				
10	190119 47	WASHER	1				
11	PIN-1150	SPLIT PIN	1				
12	200407 01	SUPPORT PLATE	2				
13	200408 01	OVERLAP PLATE	2				
14	131041 01	IDLER SPROCKET	2				
15	BRG-1995	BEARING	2				
16	CIR-0470	INTERNAL CIRCLIP	2				
17	190060 11	IDLER SPINDLE	2				
18	191040 01	SPACER	2				
19	290510 01	CHAIN ADJUSTER W/A	1				
20	LUB-00046	STRAIGHT ADAPTOR	1				
21	LUB-00052	BULKHEAD STRAIGHT	1				
22	NIP-00600	GREASE NIPPLE	2				
23	BLTA12380	HEX.HEAD BOLT	2				
24	NUT-0269	NYLOC NUT	3				
25	WSH-0015	PLAIN WASHER	6				
26	WSH-0061	SPRING WASHER	8				
27	HSS-0194	SETSCREW	8				
28	NUT-0580	CASTLE NUT	1				
29	HSS-0330	SETSCREW	4				
30	WSH-0024	PLAIN WASHER	6				
31	NUT-0180	PLAIN NUT	12				
32	NUT-0265	NYLOC NUT	6				
33	BLT-3750	COACH BOLT	6				
34	WSHA30161	LOCKWASHER	6				
35	WSH-0018	PLAIN WASHER	1				
36	LUB-00044	GREASE TUBE	0.35m				



196292 01

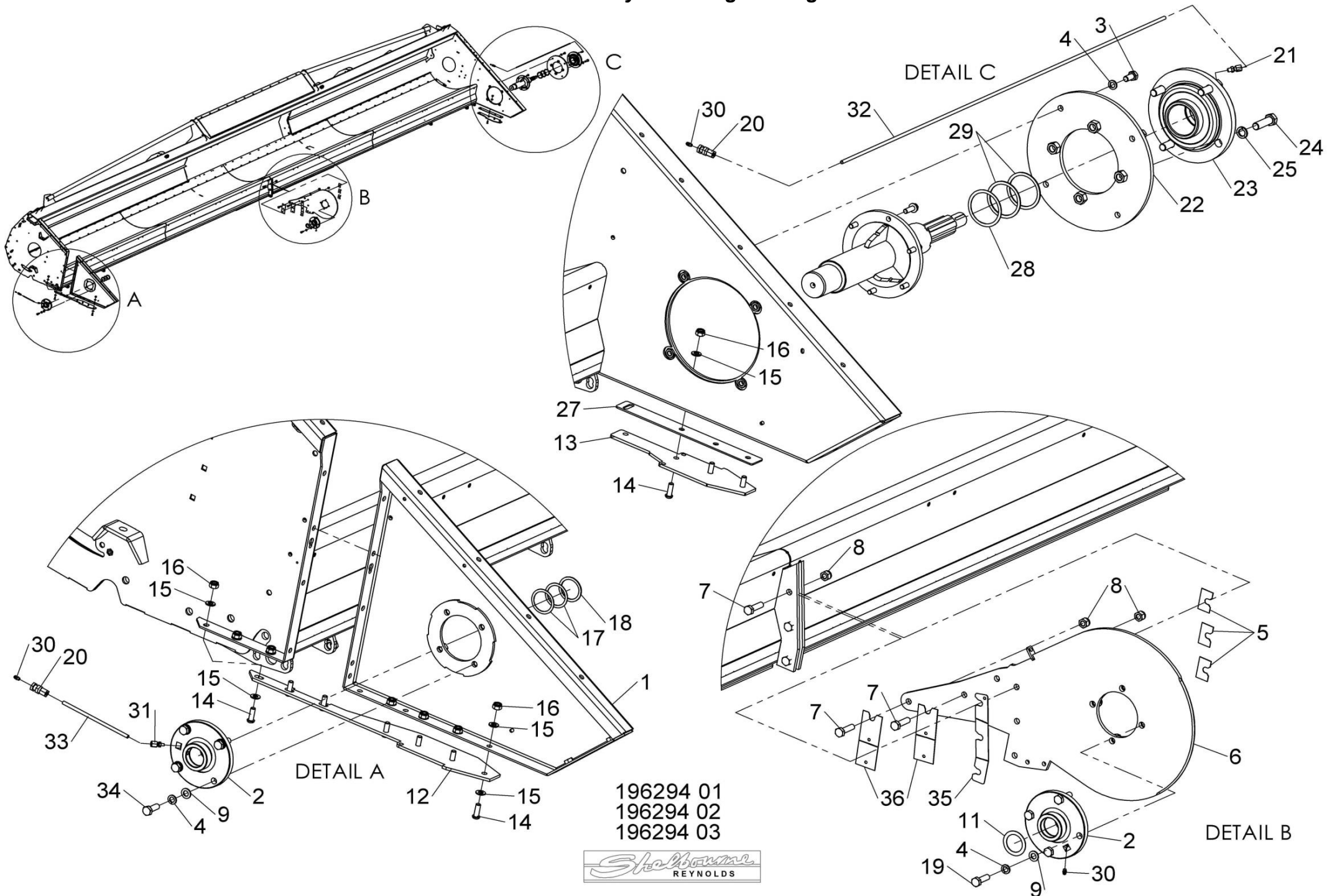


## Shelbourne Reynolds Engineering Limited

ASSY NUMBER: 196294 02				ASSY DESCRIPTION: ROTOR MTG SUB ASSY CVS (70mm SHAFT)			
ITEM	PART NO	DESCRIPTION	QTY	ITEM	PART NO	DESCRIPTION	QTY
1	194915 01	RH SIDE PLATE W/A	1				
2	BRG-3275	BEARING	2				
3	HSS-0235	SETSCREW	4				
4	WSH-0065	SPRING WASHER	12				
5	194401 01	SHIM	3				
6	194400 01	DIVISION PLATE (CHAMFER)	1				
7	BLTA12290	BOLT	5				
8	NUTA07120	AERO-TIGHT NUT	5				
9	WSH-0018	PLAIN WASHER	8				
10							
11	194128 03	SHIM (1mm)	A/R				
12	194404 01	DIVIDING PLATE RH	1				
13	290518 01	DIVIDING PLATE LH	1				
14	SCW-0516	BUTTON HD SCREW	10				
15	WSH-0015	PLAIN WASHER	13				
16	NUT-0265	NYLOC NUT	10				
17	192876 01	SHIM (1mm)	A/R				
18	192876 02	SHIM (2mm)	A/R				
19	HSS-0250	SETSCREW	4				
20	LUB-00052	BULKHEAD	2				
21	LUB-00045	STRAIGHT ADAPTOR	1				
22	198122 01	BEARING SUPPORT	1				
23	BRG-27040	BEARING	1				
24	HSS-0318	SETSCREW (2021 & ON)	4				
OR	HSS-0319	SETSCREW (UPTO 2021)	4				
25	WSH-0070	SPRING WASHER (2021 & ON)	4				
OR	WSH-0024	PLAIN WASHER (UPTO 2021)	4				
26	NUT-0271	NYLOC NUT (UPTO 2021)	4				
27	290519 01	FOOT PACKER PLATE	1				
28	190548 73	WASHER	2				
29	190548 74	WASHER	2				
30	NIP-00600	GREASE NIPPLE	2				
31	LUB-00046	STRAIGHT ADAPTOR	1				
32	LUB-00044	GREASE TUBE	0.35m				
33	LUB-00044	GREASE TUBE	1.25m				
34	HSS-0241	SETSCREW	4				
35	199889 01	SHIM 1mm	A/R				
OR	199889 02	SHIM 2mm	A/R				
36	199890 01	SHIM 1mm	A/R				
OR	199890 02	SHIM 2mm	A/R				



**Shelbourne Reynolds Engineering Limited**



196294 01  
196294 02  
196294 03

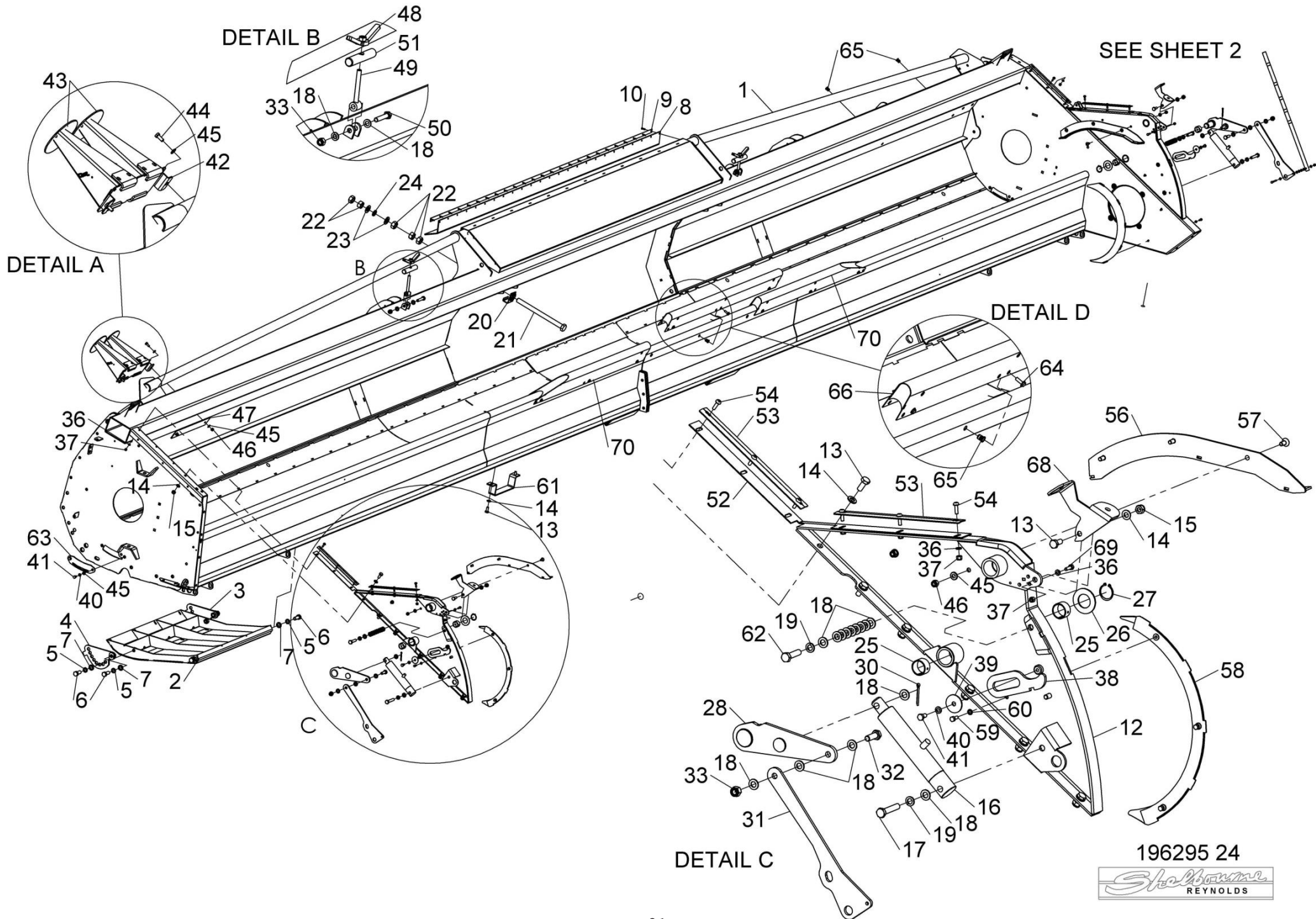


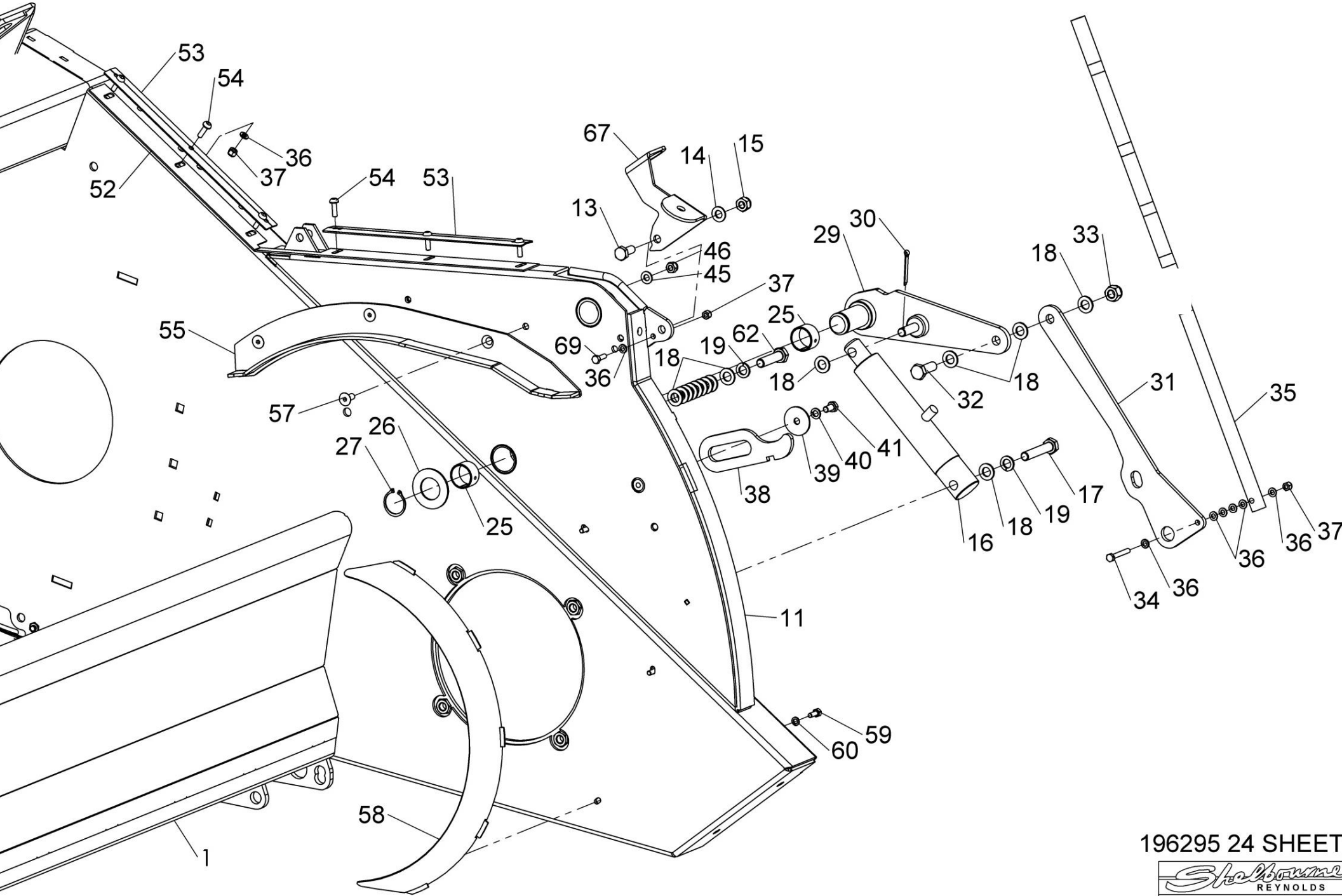




**Shelbourne Reynolds Engineering Limited**

ASSY NUMBER: 196295 24				ASSY DESCRIPTION: CVS & CSD 24 FRAME & PARTS SUB ASSY			
ITEM	PART NO	DESCRIPTION	QTY	ITEM	PART NO	DESCRIPTION	QTY
1	290792 01	CVS24 MAINFRAME W/A	1	39	190119 05	WASHER	2
2	194395 01	SKID W/A	2	40	WSH-0058	SPRING WASHER	6
3	193828 01	SKID ADJUSTER LH	2	41	HSS-0135	SETSCREW	6
4	193828 02	SKID ADJUSTER RH	2	42	193221 01	HEADER STAND BRACKET	1
5	WSHA30161	LOCK WASHER (2019 & ON)	12	43	290520 01	HEADER STAND	2
OR	WSH-0070	SPRING WASHER (UP TO 2019)	12	44	HSS-0145	SETSCREW	2
6	HSS-0317	SETSCREW	12	45	WSH-0012	PLAIN WASHER	14
7	WSH-0024	PLAIN WASHER (UP TO 2019)	12	46	NUT-0263	NYLOC NUT	8
8	194545 01	RUBBER SEAL	1	47	195541 01	BACKING PLATE	1
9	194493 01	CLAMP STRIP	1	48	193244 01	RETAINING NUT	2
10	POP-0006	POP RIVET	25	49	193248 01	RETAINING SCREW	2
11	194913 01	TOP SIDE PLATE LH	1	50	BLTA12380	BOLT	2
	194913 02	TOP SIDE PLATE RH	1	51	193251 01	RETAINING BAR	2
13	HSS-0191	SETSCREW	18	52	194000 01	RUBBER SEAL	2
14	WSH-0015	PLAIN WASHER	30	53	199567 01	CLAMP STRIP	4
15	NUT-0265	NYLOC NUT	14	54	SCW-4960	BUTT HD SCREW	12
16	195075 01	HYDRAULIC RAM	2	55	194385 01	RUNNER ASSY LH	1
16a	RMSK00030	RAM SEAL KIT		56	194385 02	RUNNER ASSY RH	1
17	BLTA12410	BOLT	2	57	SCW-1735	CSK SOCKET HD SCW	6
18	WSH-0018	PLAIN WASHER	32	58	193363 01	ROTOR DEFLECTOR	2
19	WSH-0065	SPRING WASHER	4	59	HSS-0084	SETSCREW	6
20	194987 01	LOCKING ASSY	2	60	WSH-0056	SPRING WASHER	6
21	HSSA24994	SETSCREW	2	61	195126 01	STRAP	2
22	NUT-0190	PLAIN NUT	10	62	HSS-0260	BOLT (SHIPPING ONLY)	2
23	WSH-0036	PLAIN WASHER	4	63	195844 01	COVER PLATE	2
24	190548 62	WASHER	2	64	HSSF08174	TENSILOCK SETCREW	18
25	BSHK03047	BUSH	4	65	NUTA13080	NUTSERT	18
26	WSH-1547	PLAIN WASHER	2	66	290372 01	SPILL PLATE	1
27	CIR-1150	CIRCLIP	2	67	198958 01	LH LIGHT BRACKET	1
28	194538 06	LIFT ARM LH	1	68	198958 02	RH LIGHT BRACKET	1
29	194538 07	LIFT ARM RH	1	69	HSS-0086	SETSCREW	2
30	PIN-1150	SPLIT PIN	2	70	291700 01	TAPERED SPILL PLATE	2
31	194537 01	LINK ARM	2				
32	HSS-0250	SETSCREW	2				
33	NUT-0269	NYLOC NUT	4				
34	HSSA06290	SETSCREW	1				
35	192494 01	NOSE HEIGHT INDICATOR ROD	1				
36	WSH-0009	PLAIN WASHER	21				
37	NUT-0260	NYLOC NUT	15				
38	192809 01	NOSE STOP LATCH	2				



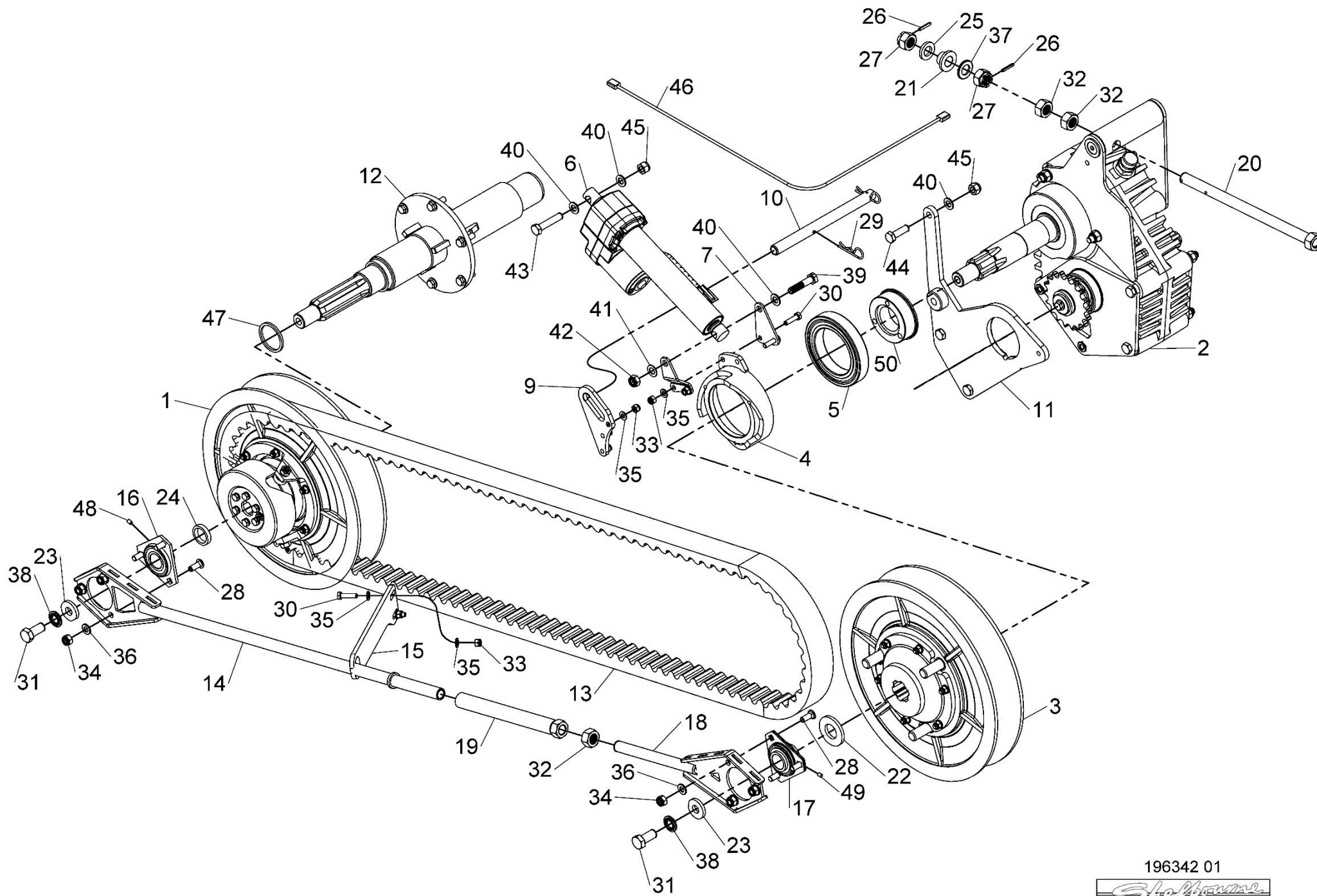


## Shelbourne Reynolds Engineering Limited

ASSY NUMBER: 196342 01				ASSY DESCRIPTION: VS DRIVE SUB (2023 & ON)			
ITEM	PART NO	DESCRIPTION	QTY	ITEM	PART NO	DESCRIPTION	QTY
1	KIT-01445	ROTOR PULLEY ASSY) <b>SEE KIT-01445 PAGE FOR PARTS BREAKDOWN</b>	1	30	HSS-0150	SETSCREW	4
2	GEA-0058	INPUT GEARBOX ASSY <b>SEE GEA-0058 PAGE FOR PARTS BREAKDOWN</b>	1	31	HSS-0315	SETSCREW	2
OR	GEA-0058CNH	SPARE GEARBOX ASSY 35/34T GEARS		32	NUT-0185	PLAIN NUT	3
OR	GEA-0058JD/CIH	SPARE GEARBOX ASSY 37/32T GEARS		33	NUT-0263	NYLOC NUT	4
OR	GEA-0058LEX	SPARE GEARBOX ASSY 33/36T GEARS		34	NUT-0265	NYLOC NUT	6
3	KIT-01463	REAR PULLEY & ACTUATOR CAM ASSY INC ITEMS 4,5,7,8,9,30 & 50 <b>SEE KIT-01463 PAGE FOR PARTS BREAKDOWN</b>	1	35	WSH-0012	PLAIN WASHER	6
4	292704 01	ACTUATOR CAM W/A	1	36	WSH-0015	PLAIN WASHER	6
5	BRG-19500NC3	BEARING	1	37	WSH-0030	PLAIN WASHER	1
6	MOTE11008	ACTUATOR	1	38	WSHA30161	LOCK WASHER	2
7	292709 01	ACTUATOR BRACKET	1	39	BLTA12350	HEX.HEAD BOLT	1
8	292710 01	FOLDED ACTUATOR BRACKET	1	40	WSH-0018	PLAIN WASHER	6
9	292737 01	STATIC CAM PLATE	1	41	WSH-0019	PLAIN WASHER (THIN)	1
10	198558 01	CAM RETAINING BAR	1	42	NUT-0270	NYLOC NUT (THIN)	1
11	290508 01	GEARBOX SUPPORT PLT W/A	1	43	BLTA12380	HEX.HEAD BOLT	1
12	291704 01	DRIVE SHAFT	1	44	HSS-0250	SETSCREW	3
13	BEL-27360C	VARI SPEED BELT	1	45	NUT-0269	NYLOC NUT	4
14	198236 01	TIE BAR W/A	1	46	195050 07	LOOM & PLUG ASSY	1
15	290560 01	TIE ROD RETAINER	1	47	198800 22	WASHER 60x51x4	A/R
16	BRG-23000	BEARING	1	48	SCGA06047	GRUB SCREW 1.00 PITCH	1
17	BRG-0240	BEARING	1	49	SCGF06047	GRUB SCREW 0.75 PITCH	1
18	198232 01	TIE ROD END W/A	1	50	292695 01	BEARING BOSS	1
19	198235 01	TIE ROD ADJUSTER W/A	1				
20	198029 04	GEARBOX ADJUSTER ROD	1				
21	198028 01	REAR SPRING BOSS	1				
22	190548 36	WASHER	1				
23	198800 48	WASHER	2				
24	198800 03	WASHER 40x31x8	1				
OR	190548 56	WASHER 38x31x3	A/R				
25	190119 30	WASHER	1				
26	PIN-1620	ROLL PIN	2				
27	NUT-0580	CASTLE NUT	2				
28	BLT-3745	COACHBOLT	6				
29	CLP-00103	R CLIP	2				



# Shelbourne Reynolds Engineering Limited



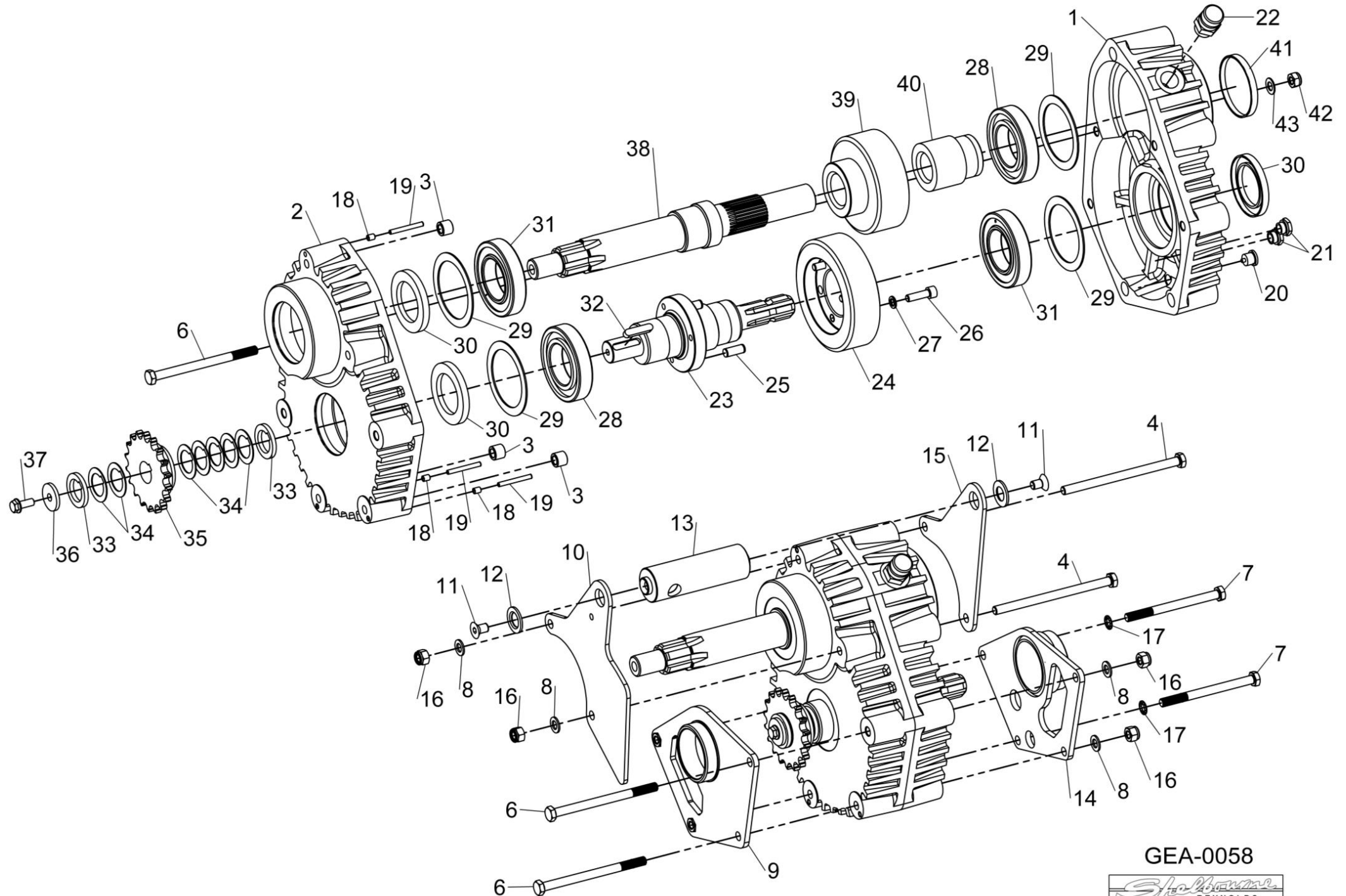
196342 01



## Shelbourne Reynolds Engineering Limited

ASSY NUMBER: GEA-0058				ASSY DESCRIPTION: INPUT GEARBOX ASSY VARIABLE SPEED			
ITEM	PART NO	DESCRIPTION	QTY	ITEM	PART NO	DESCRIPTION	QTY
1	197619 03	CASE HALF (PTO SIDE)	1	OR	192768 08	AUGER DRIVE SPROCKET (13T)	1
2	197619 02	CASE HALF (PULLEY SIDE)	1	OR	192768 20	AUGER DRIVE SPROCKET (12T)	1
3	192598 01	DOWEL	3	36	190548 01	RETAINING WASHER	1
4	BLTA12810	HEX HEAD BOLT	2	37	HSSF10174	HEX HD SCREW	1
5				38	194964 01	PINION SHAFT	1
6	BLTA12750	HEX HEAD BOLT	3	39	193599 09	PINION GEAR (32 TOOTH)	1
7	BLT-2276	HEX HEAD BOLT	2	OR	193599 11	PINION GEAR (34 TOOTH)	1
8	WSH-0018	PLAIN WASHER	4	OR	193599 12	PINION GEAR (30 TOOTH)	1
9	198021 01	G/BOX MTG PLT LH	1	OR	193599 13	PINION GEAR (36 TOOTH)	1
10	198026 01	G/BOX ADJ PLT LH	1	40	195526 01	SLEEVE	1
11	SCW-1930	CSK SKT HD SCREW	2	41	SEAZ09000	CORE PLUG SEAL	1
12	198024 01	CSK WASHER	2	42	NUT-0270	NYLOC NUT (THIN)	1
13	198023 01	GEARBOX ADJUSTER	1	43	WSH-0019	PLAIN WASHER (FORM B)	1
14	198022 01	G/BOX MTG PLT RH	1				
15	198025 01	G/BOX ADJ PLT RH	1				
16	NUT-0269	NYLOC NUT	4		GEA-0058CNH	SPARES GEARBOX ASSY C/W 35T & 34T GEARS	
17	WSHA20121	SHAKEPROOF WASHER	2		GEA-0058JD/CIH	SPARES GEARBOX ASSY C/W 37T & 32T GEARS	
18	SCW-4535	GRUBSCREW	3		GEA-0058LEX	SPARES GEARBOX ASSY C/W 33T & 36T GEARS	
19	192597 01	JACKING ROD	3				
20	FIT-0253	DRAIN PLUG	1				
21	FITD00005	SIGHT GLASS/SEAL	2				
22	FIT-0255	BREATHER	1				
23	192591 01	INPUT SHAFT	1				
24	192592 09	INPUT GEAR (37 TOOTH)	1			ABOVE SPARE GEARBOX ASSY DO NOT INCLUDE MOUNTING PLATES & AUGER SPROCKET, ITEMS, 9,10,11, 12,13,14,15,33,34,35,36 & 37	
OR	192592 11	INPUT GEAR (35 TOOTH)	1				
OR	192592 12	INPUT GEAR (39 TOOTH)	1				
OR	192592 13	INPUT GEAR (33 TOOTH)	1				
25	PIN-61217	DOWEL PIN	3				
26	SCW-0196	CAP HEAD SCREW	3				
27	WSH-0061	SPRING WASHER	3				
28	BRG-7040	BEARING	2				
29	192596 01	RING	4				
30	SEA-0590	SHAFT SEAL	3				
31	BRG-16080	SUPPORT	2				
32	K1008045	KEY	1				
33	191692 01	SPACER	2				
34	191692 02	SPACER	7				
35	192768 18	AUGER DRIVE SPROCKET (18T)	1				
OR	192768 04	AUGER DRIVE SPROCKET (16T)	1				
OR	192768 16	AUGER DRIVE SPROCKET (15T)	1				
OR	192768 10	AUGER DRIVE SPROCKET (22T)	1				



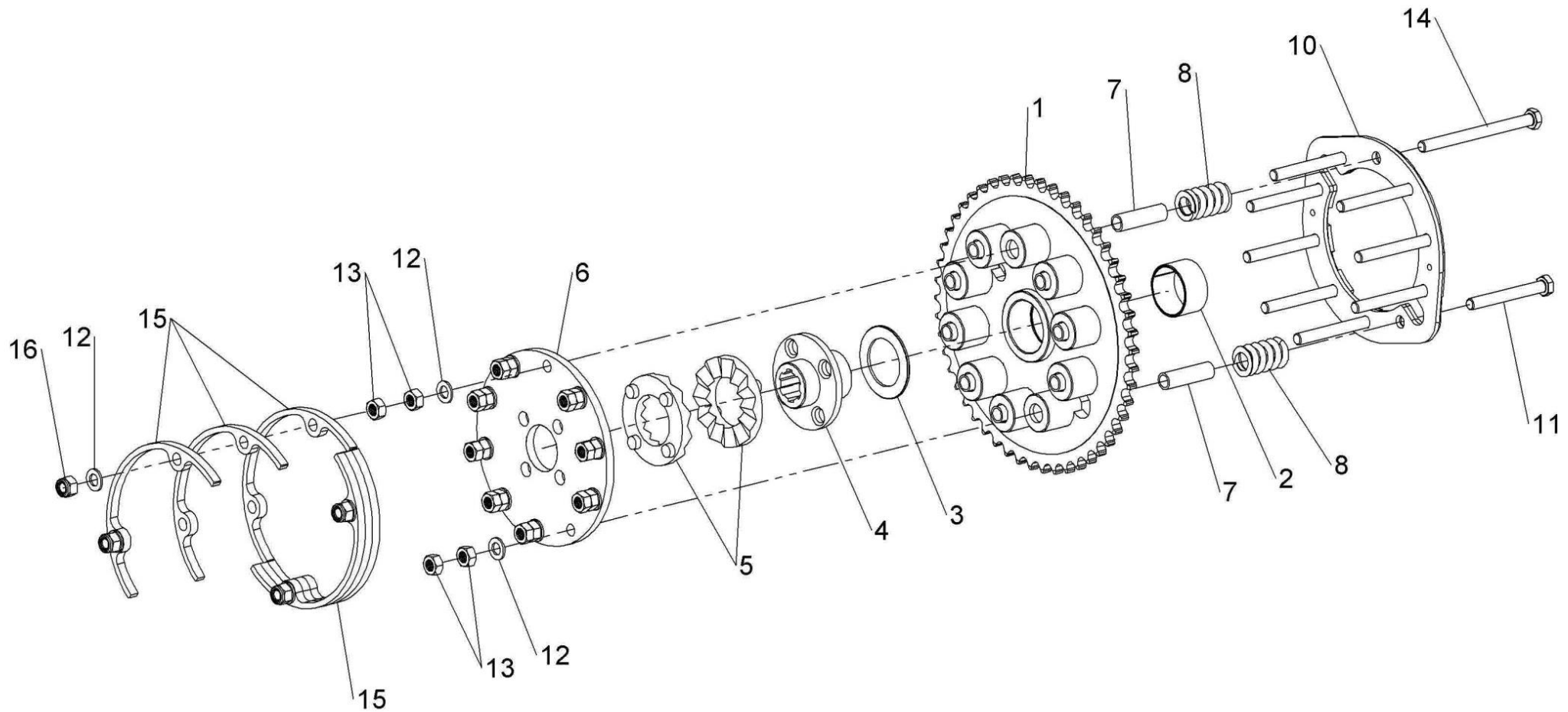


GEA-0058



**Shelbourne Reynolds Engineering Limited**

ASSY NUMBER: KIT-00123				ASSY DESCRIPTION: AUGER SLIP CLUTCH (10 SPRING)			
ITEM	PART NO	DESCRIPTION	QTY	ITEM	PART NO	DESCRIPTION	QTY
1	290418 01	50T SPROCKET ASSY	1				
2	BSHK05056	BUSH	1				
3	192008 02	THRUST WASHER	1				
4	195850 01	SPLINED CLUTCH HUB	1				
5	131005	CLUTCH PLATE	2				
6	290335 01	DRIVE DISC	1				
7	131073 04	SPACER	10				
8	131063	SPRING	10				
9							
10	290336 01	LOCKING RING	1				
11	BLT-2270	BOLT	6				
12	WSH-0018	PLAIN WASHER	14				
13	NUT-0170	PLAIN NUT	20				
14	HSSA12710	SETSCREW	4				
15	290403 01	BELT SLIPPER	6				
16	NUT-0269	NYLOC NUT	4				

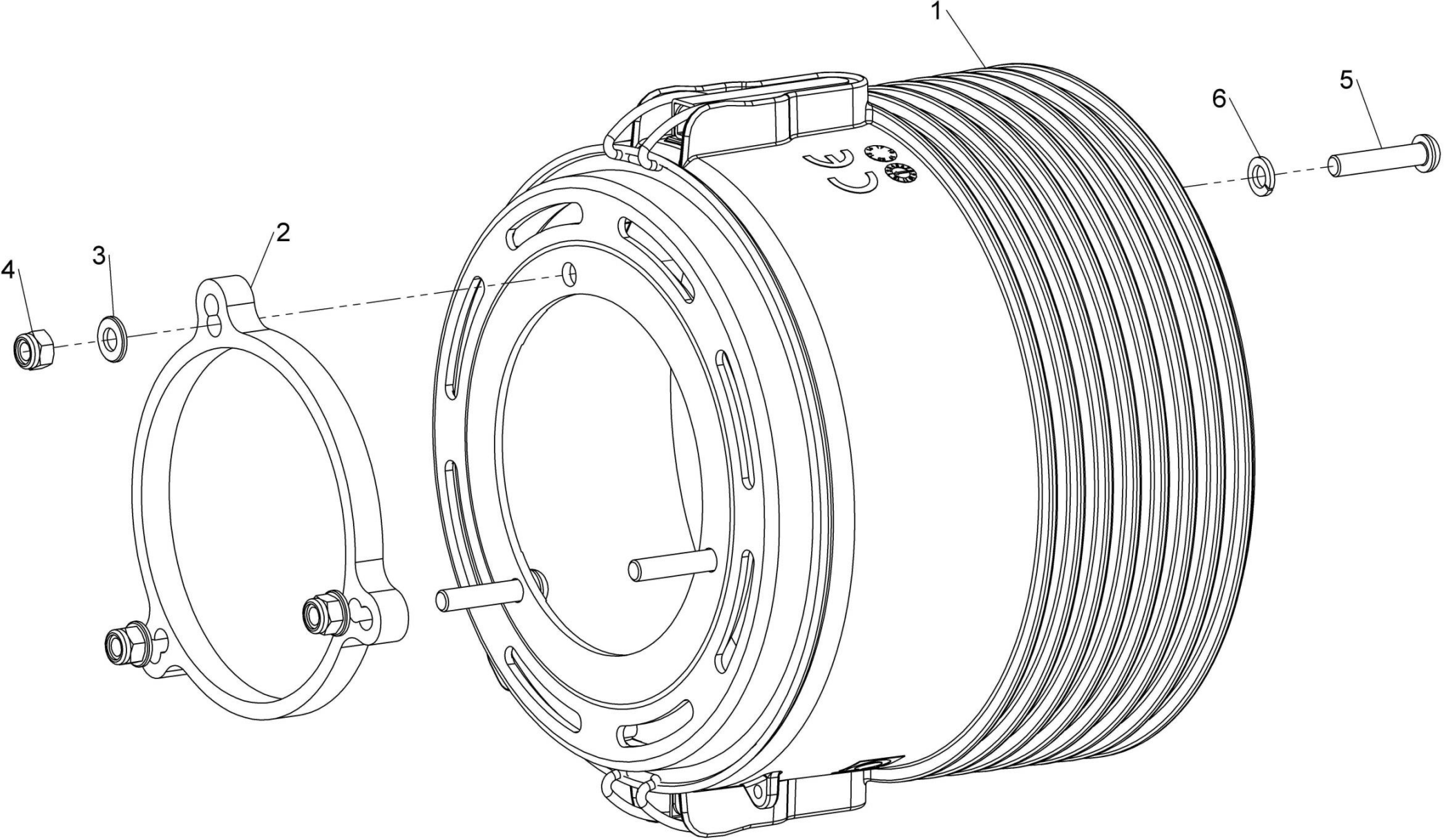


KIT-00123



***Shelbourne Reynolds Engineering Limited***

ASSY NUMBER: KIT-00530				ASSY DESCRIPTION: PTO CONE KIT			
ITEM	PART NO	DESCRIPTION	QTY	ITEM	PART NO	DESCRIPTION	QTY
1	290626 01	PTO CONE	1				
2	199741 01	CONE SPACER	1				
3	WSH-0012	PLAIN WASHER (UPTO 2020)	2				
4	NUT-0263	NYLOC NUT (UPTO 2020)	3				
5	SCBA08260	BUTT. HD SCREW	3				
6	WSH-0058	SPRING WASHER (2020 & ON)	3				



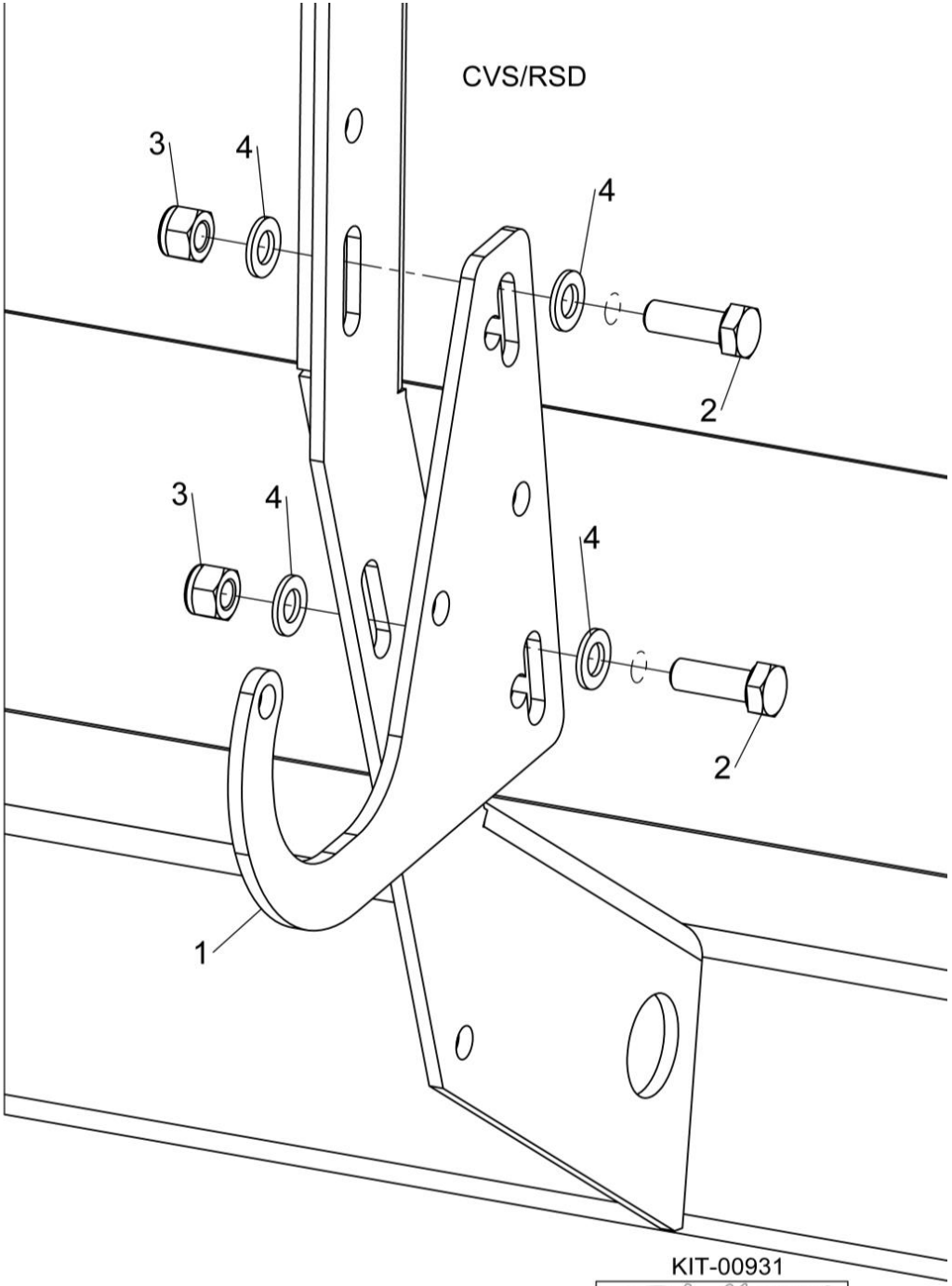
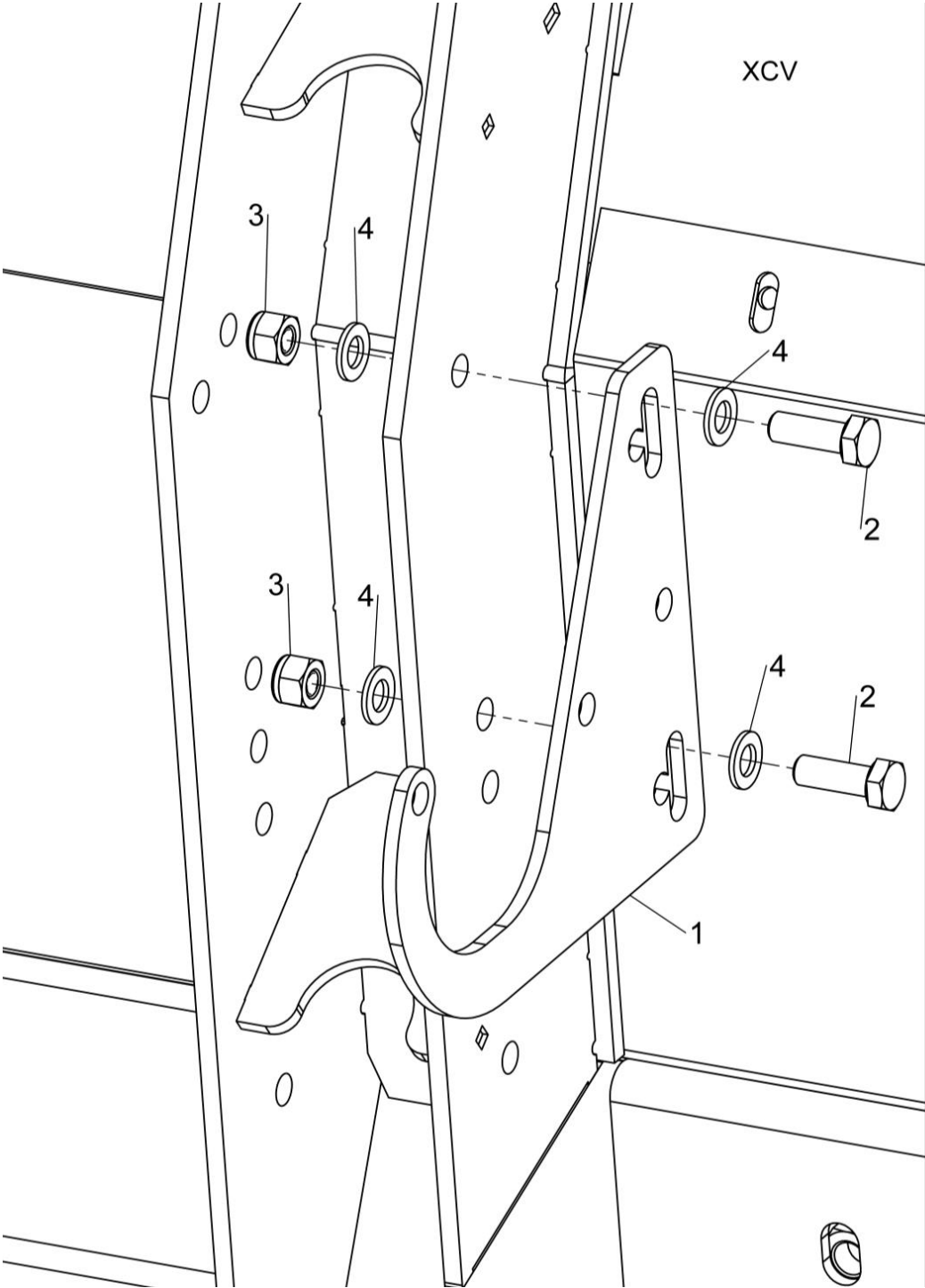
KIT-00530





***Shelbourne Reynolds Engineering Limited***

ASSY NUMBER: KIT-00931				ASSY DESCRIPTION: PTO SUPPORT KIT			
ITEM	PART NO	DESCRIPTION	QTY	ITEM	PART NO	DESCRIPTION	QTY
1	191945 01	PTO SUPPORT	1				
2	HSS-0241	SETSCREW	2				
3	NUT-0269	NYLOC NUT	2				
4	WSH-0018	PLAIN WASHER	4				

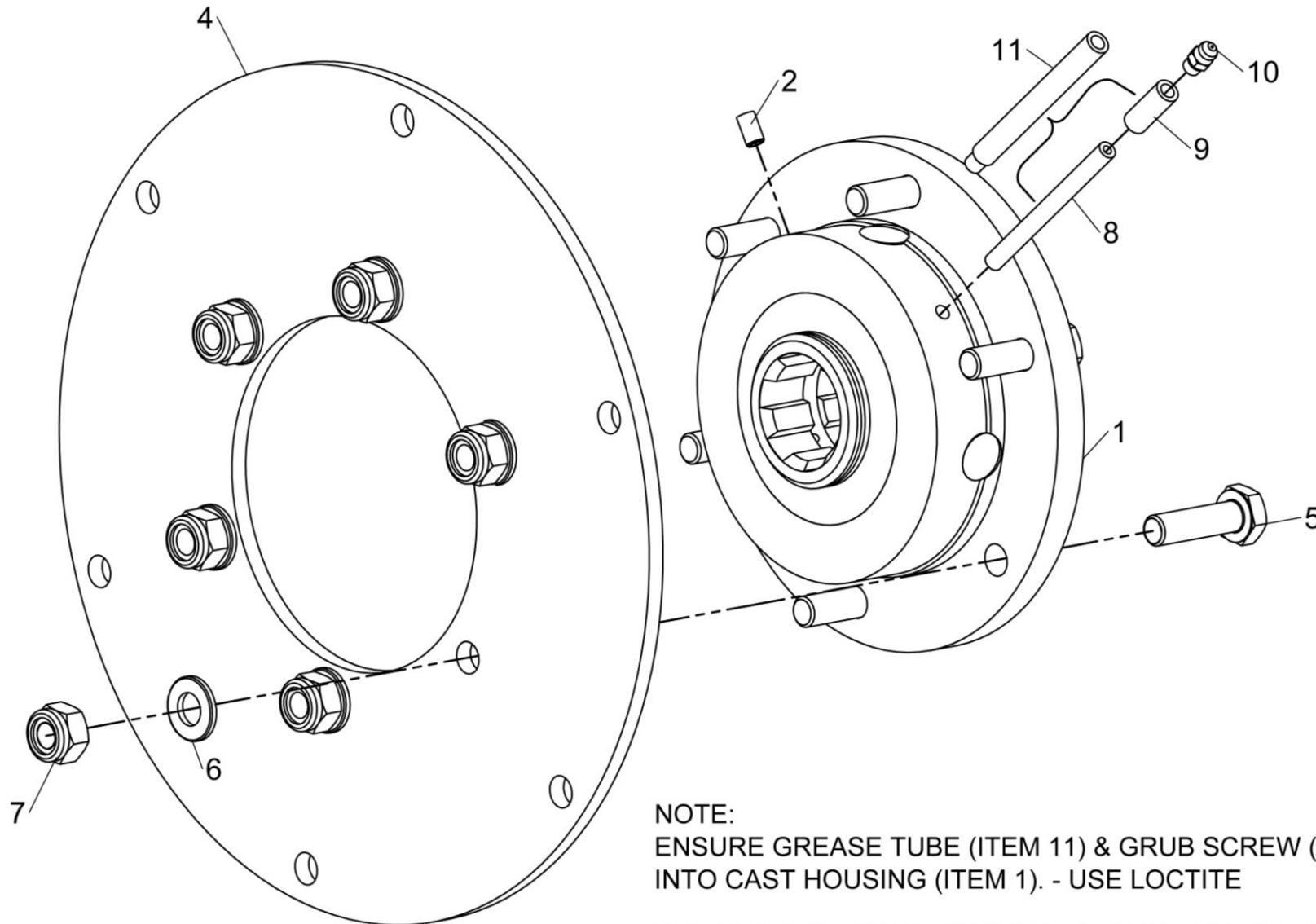


KIT-00931



**Shelbourne Reynolds Engineering Limited**

ASSY NUMBER: KIT-00976				ASSY DESCRIPTION: BALL JOINT CTR COUPLING			
ITEM	PART NO	DESCRIPTION	QTY	ITEM	PART NO	DESCRIPTION	QTY
1	193114 01	SPLINED BALL ASSY	1				
OR	193114P	SPARE SPLINED BALL ASSY (ALTERNATIVE TO 193114 01)					
2	SCW-4530	GRUBSCREW	1				
3							
4	193106 01	DRIVE RING PLATE	1				
5	HSS-0198	SETSCREW	6				
6	WSH-0015	PLAIN WASHER	6				
7	NUT-0265	NYLOC NUT	6				
8	193077 01	GREASE PIPE (UPTO 2022)	1				
9	193078 01	GREASE PIPE SLEEVE (UPTO 2022)	1				
10	NIP-00600	GREASE NIPPLE	1				
11	292226 01	GREASE PIPE (2022 & ON)	1				
		SUPPLY IN PLACE OF ITEMS 8 & 9					



NOTE:

ENSURE GREASE TUBE (ITEM 11) & GRUB SCREW (ITEM 2) ARE ASSEMBLED INTO CAST HOUSING (ITEM 1). - USE LOCTITE

THE ORIENTATION SHOWN IS FOR A R.H. ROTOR, SWAP ITEMS 2 & 11 FOR A LH ROTOR

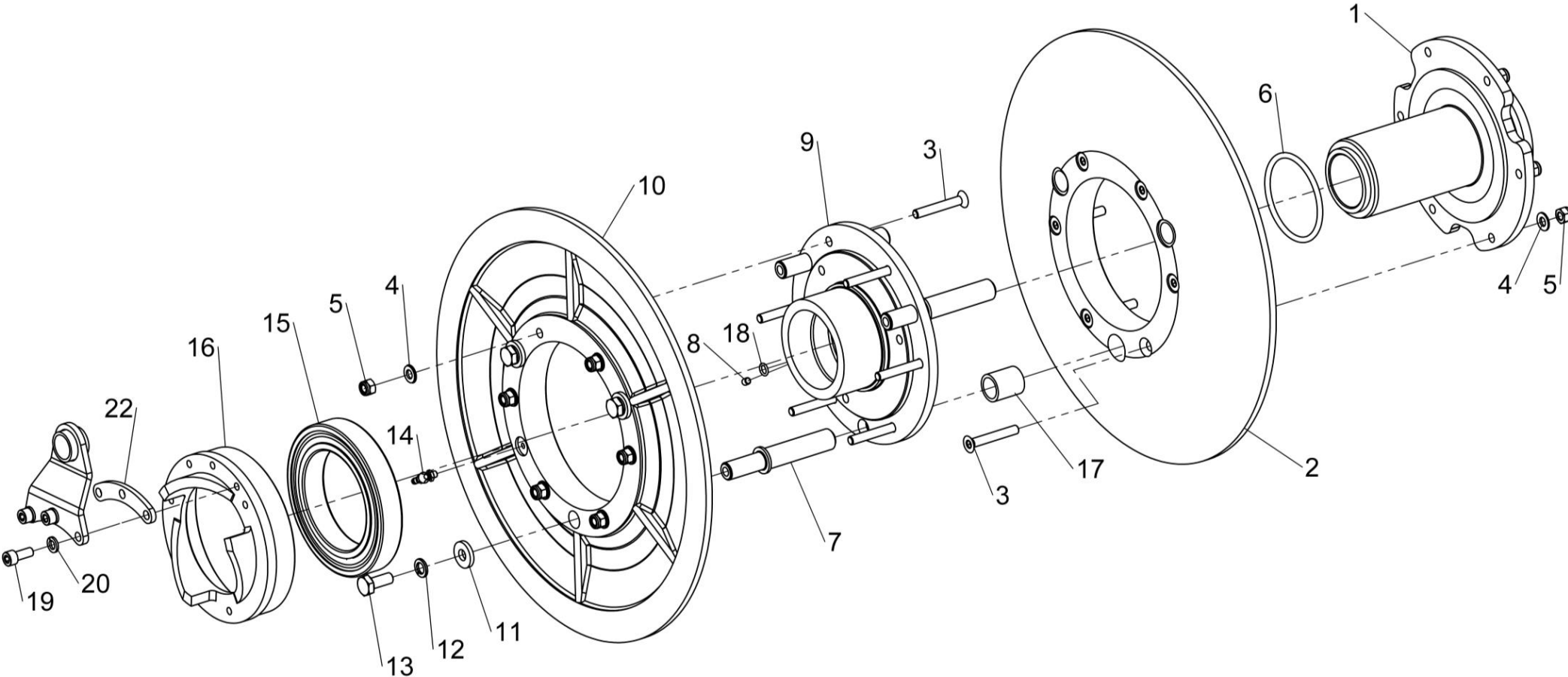
KIT-00976



**Shelbourne Reynolds Engineering Limited**

ASSY NUMBER: KIT-01386				ASSY DESCRIPTION: REAR PULLEY ASSY (BOLT IN HUBS)			
ITEM	PART NO	DESCRIPTION	QTY	ITEM	PART NO	DESCRIPTION	QTY
1	199350 01	OUTER PULLEY HUB	1				
2	198270 01	OUTER REAR PULLEY	1				
3	SCEA08353	CSK SCREW	12				
4	WSH-0012	PLAIN WASHER	12				
5	NUT-0263	NYLOC NUT	12				
6	ORA300750	O RING	1				
7	198274 02	SPIGOT	3				
8	SCW-4528	GRUB SCREW	1				
9	199410 01	INNER PULLEY HUB	1				
10	198271 01	INNER PULLEY	1				
11	190119 11	WASHER	3				
12	WSH-0061	SPRING WASHER	3				
13	HSS-0191	SETSCREW	3				
14	NIP-00620	GREASE NIPPLE	1				
15	BRG-19500N	BEARING	1				
16	194970 01	STATIC CAM	1				
17	291809 01	BUSH (2021 & ON)	3				
OR	BSHD02056	BUSH (UPTO 2021)	3				
18	ORA120080	O RING	1				
19	SCW-0133	CAP HEAD SCREW	3				
20	WSH-0058	SPRING WASHER	3				
21	SEE DRIVE SUB	STATIC CAM ARM	1				
22	197465 01	CAM ARM SPACER	1				



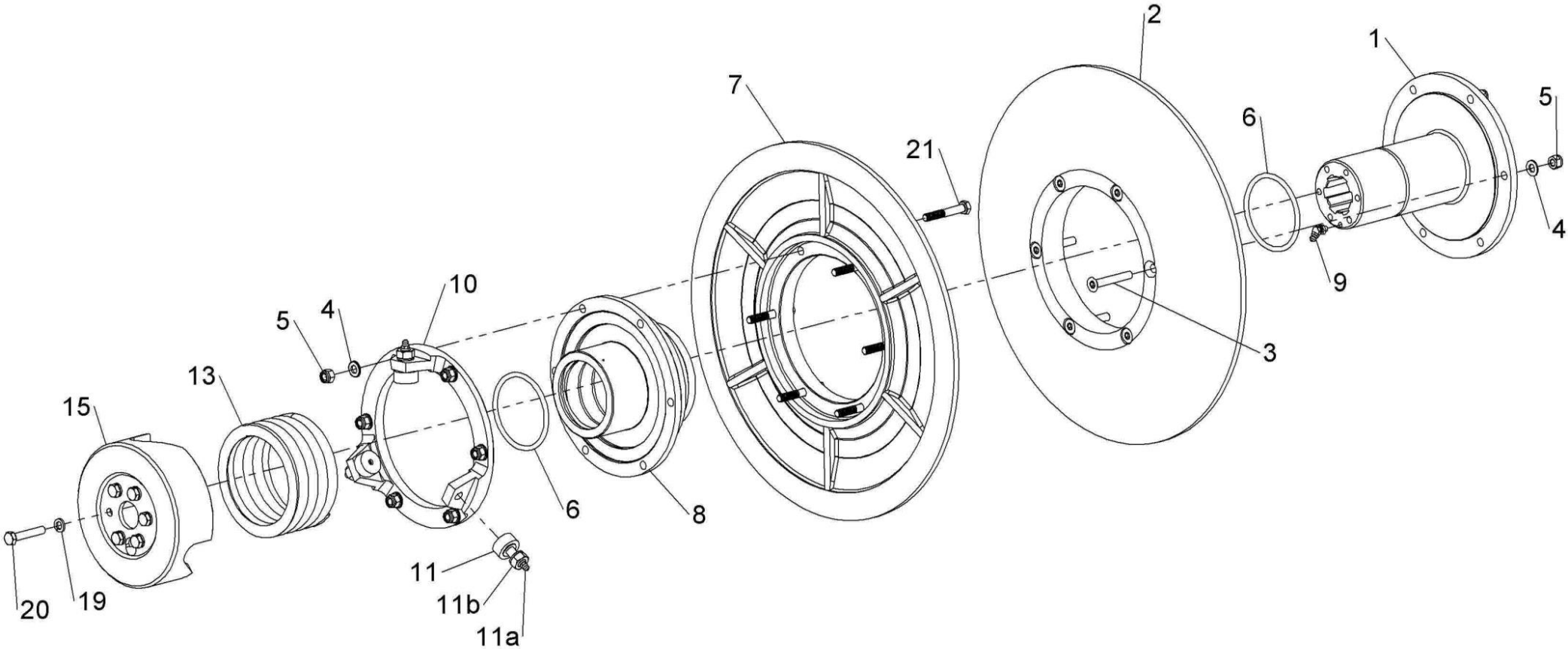


KIT-01386



**Shelbourne Reynolds Engineering Limited**

ASSY NUMBER: KIT-01399				ASSY DESCRIPTION: ROTOR PULLEY ASSY (2017-2021)			
ITEM	PART NO	DESCRIPTION	QTY	ITEM	PART NO	DESCRIPTION	QTY
1	199349 01	INNER PULLEY HUB	1				
2	198269 01	INNER FRONT PULLEY	1				
3	SCEA08353	CSK.SOC HD SCREW	6				
4	WSH-0012	PLAIN WASHER	12				
5	NUT-0263	NYLOC NUT	12				
6	ORA300750	O RING	2				
7	198268 01	OUTER FRONT PULLEY	1				
8	199409 01	OUTER PULLEY HUB	1				
9	NIP-00610	GREASE NIPPLE	1				
10	199407 01	CAM FOLLOWER BRACKET	1				
11	197640 01	CAM FOLLOWER BEARING ASSY	3				
11a	KIT-01428	SPARE GREASE ZERK/NIPPLE KIT					
11b	KIT-01432	SPARE NUT & WASHER KIT					
12							
13	SPGC00047	SPRING (RED)	1				
14							
15	199408 01	FIXED CAM (45°)	1				
16							
17							
18							
19	WSH-0058	SPRING WASHER	6				
20	HSSA08380	SETSCREW (2018 & ON)	6				
OR	HSS-0155	SETSCREW (UP TO 2018)	6				
21	BLTA08350	HEX HEAD BOLT	6				

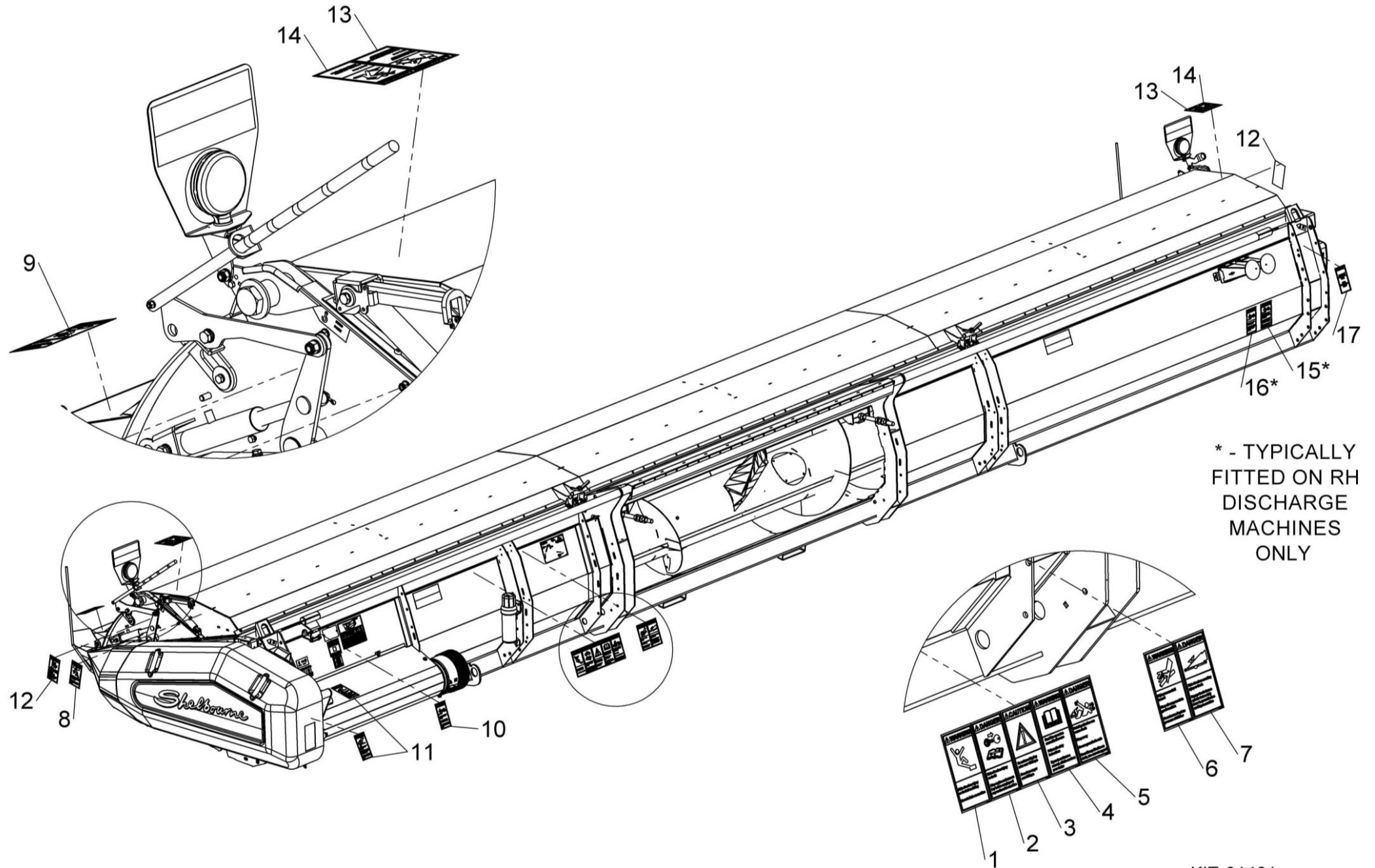


KIT-01399



**Shelbourne Reynolds Engineering Limited**

ASSY NUMBER: KIT-01401				ASSY DESCRIPTION: SAFETY DECAL KIT NORTH AMERICA			
ITEM	PART NO	DESCRIPTION	QTY	ITEM	PART NO	DESCRIPTION	QTY
1	198835 01	EMBLEM - DO NOT CLIMB	1				
2	198840 01	EMBLEM - STOP ENGINE	1				
3	198838 01	EMBLEM - SPEED RESTRICTION	1				
4	199011 01	EMBLEM - READ OPS MANUAL	1				
5	198842 01	EMBLEM - ROTATING DRIVE LINE	1				
6	198832 01	EMBLEM - HIGH PRESSUE FLUID	1				
7	198844 01	EMBLEM - RISK OF CRUSHING	1				
8	198843 01	EMBLEM - HOOD LOCK	1				
9	198836 01	EMBLEM - CROP DEFLECTOR LOCK	1				
10	198839 01	EMBLEM - AUGER	1				
11	198837 01	EMBLEM - MOVING PARTS UNDER	2				
12	198833 01	EMBLEM - CROP DEFLECTOR HAND	2				
13	198841 01	EMBLEM - ROTOR KEEP AWAY	2				
14	198834 01	EMBLEM - STAND CLEAR ROTOR	2				
15	291880 01	EMBLEM - AUGER UNDER COVER	1				
16	291881 01	EMBLEM - AUGER NO COVER	1				
17	291968 01	EMBLEM - P65	1				

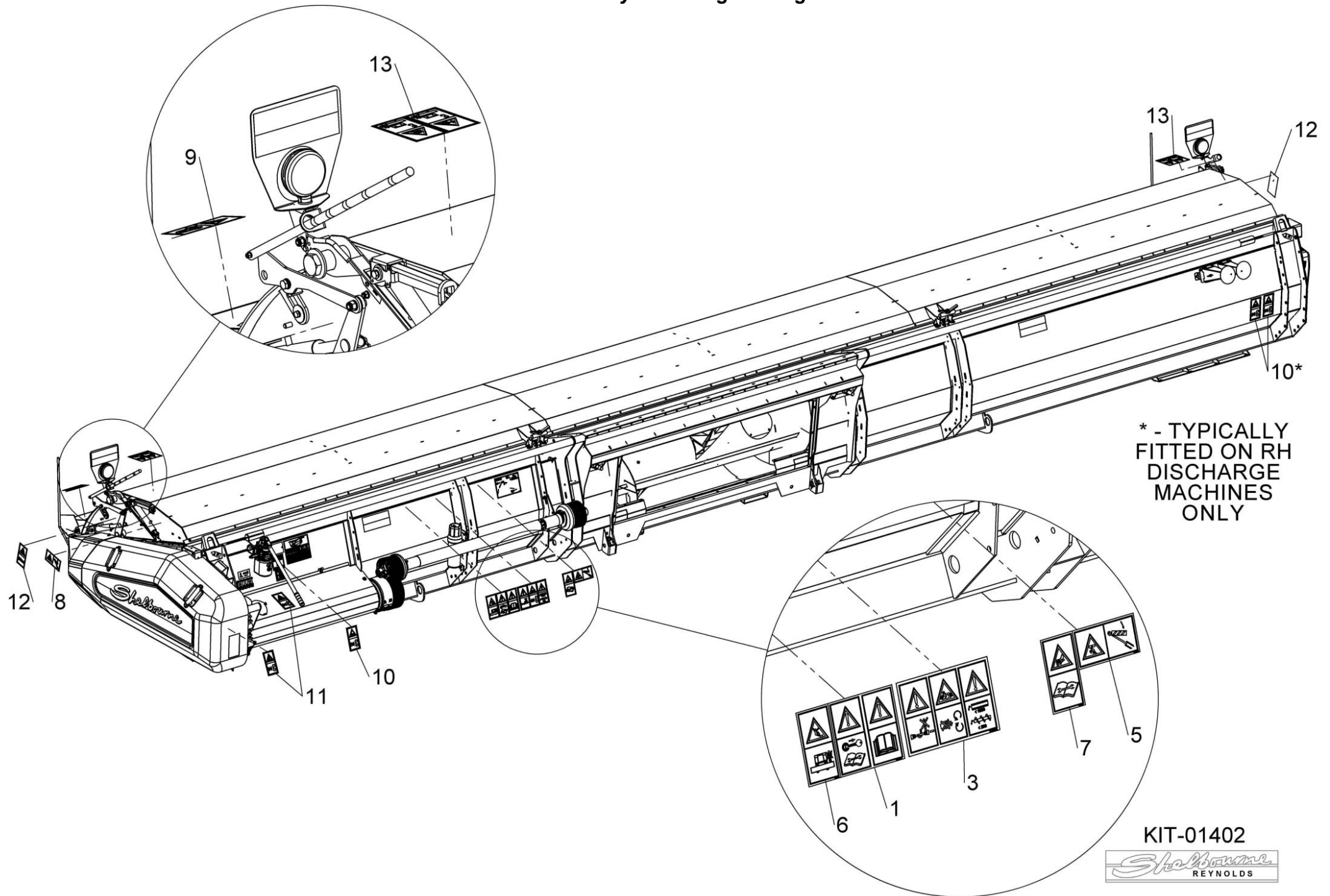


KIT-01401



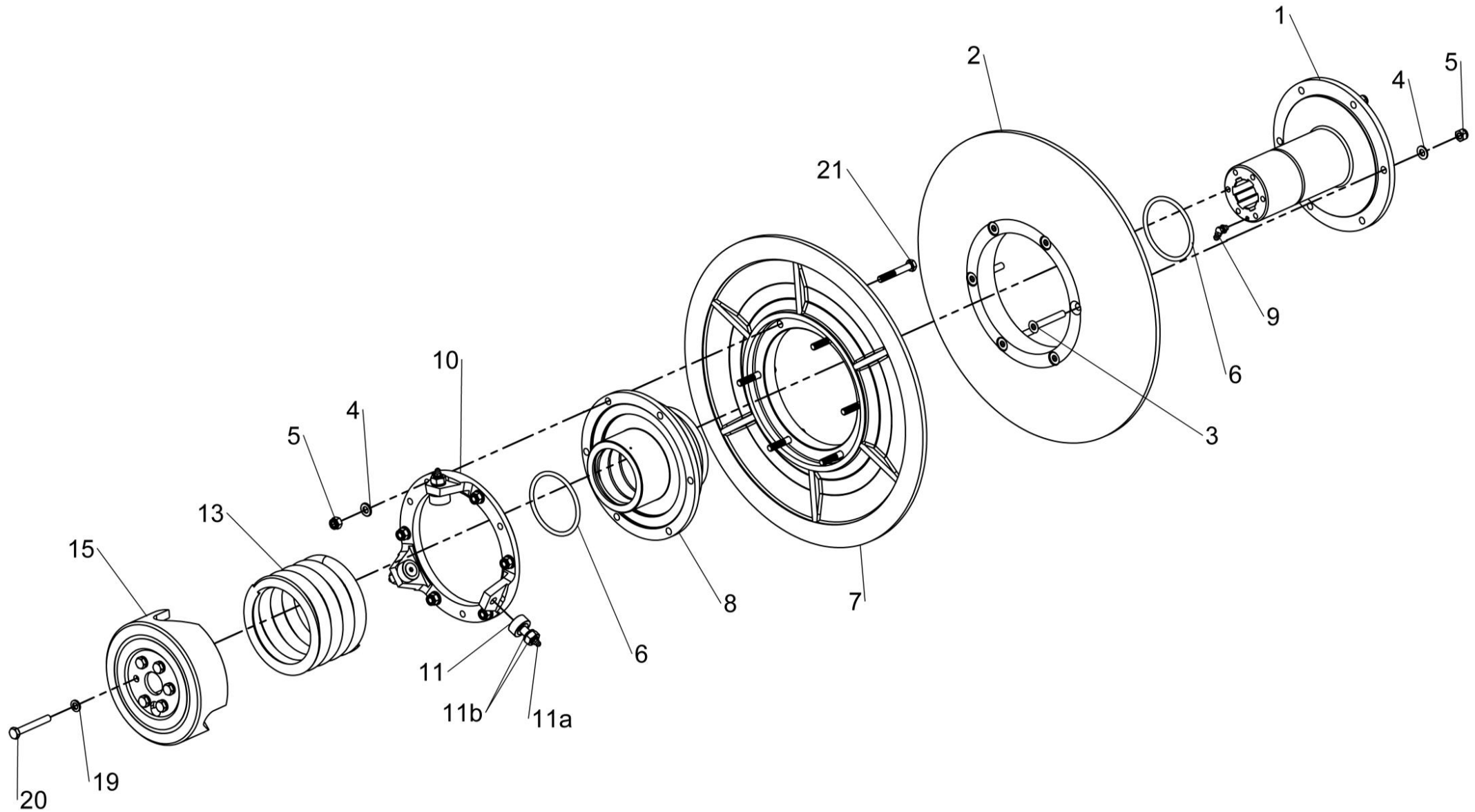
**Shelbourne Reynolds Engineering Limited**

ASSY NUMBER: KIT-01402				ASSY DESCRIPTION: SAFETY DECAL KIT ISO			
ITEM	PART NO	DESCRIPTION	QTY	ITEM	PART NO	DESCRIPTION	QTY
1	TNF-0011	EMBLEM - SAFETY MAINTENANCE	1				
2		OPERATORS MANUAL					
3	TNF-0012	EMBLEM - PTO GUARDS	1				
4		ROTOR/AUGER SPEED					
		PTO CHAIN					
5	210435 01	EMBLEM - FEEDER HOUSE LOCK	1				
6	198847 01	EMBLEM - CLIMBING	1				
7	198846 01	EMBLEM - HIGH PRESSURE OIL	1				
8	210435 01	EMBLEM - HOOD LOCK	1				
9	198845 01	EMBLEM - CROP DEFLECTOR LOCK	1				
10	193393 01	EMBLEM - AUGER	3				
11	193392 01	EMBLEM - MOVING PARTS UNDER	2				
12	800215 01	EMBLEM - CROP DEFLECTOR HAND	2				
13	TNF-0010	EMBLEM - FLYING OBJECTS	2				
14		ROTOR ENTANGLEMENT					



**Shelbourne Reynolds Engineering Limited**

ASSY NUMBER: KIT-01445				ASSY DESCRIPTION: ROTOR PULLEY ASSY (2022 & ON)			
ITEM	PART NO	DESCRIPTION	QTY	ITEM	PART NO	DESCRIPTION	QTY
1	199349 01	INNER PULLEY HUB	1				
2	198269 01	INNER FRONT PULLEY	1				
3	SCEA08353	CSK.SOC HD SCREW	6				
4	WSH-0012	PLAIN WASHER	12				
5	NUT-0263	NYLOC NUT	12				
6	ORA300750	O RING	2				
7	198268 01	OUTER FRONT PULLEY	1				
8	199409 01	OUTER PULLEY HUB	1				
9	NIP-00610	GREASE NIPPLE	1				
10	292316 01	CAM FOLLOWER BRACKET	1				
11	197640 01	CAM FOLLOWER BEARING ASSY	3				
11a	KIT-01428	SPARE GREASE ZERK/NIPPLE KIT					
11b	KIT-01432	SPARE NUT & WASHER KIT					
12							
13	SPGC00047	SPRING (RED)	1				
14							
15	292315 01	FIXED CAM (45°)	1				
16							
17							
18							
19	WSH-0058	SPRING WASHER	6				
20	HSSA08380	SETSCREW (2018 & ON)	6				
21	BLTA08350	HEX HEAD BOLT	6				



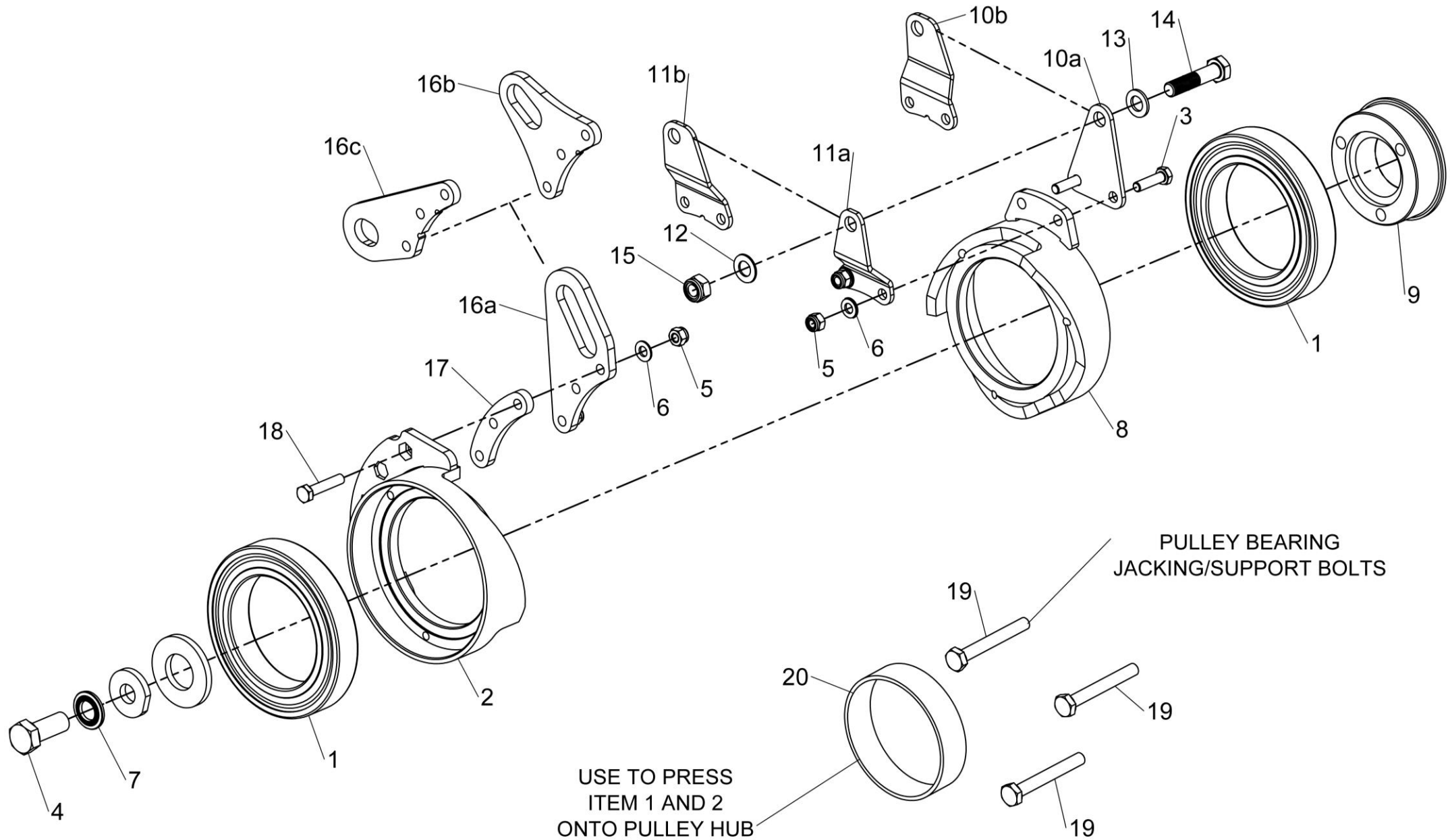
KIT-01445



## Shelbourne Reynolds Engineering Limited

ASSY NUMBER: KIT-01454				ASSY DESCRIPTION: VS DRIVE CAM & BEARING KIT, ALL YEARS			
ITEM	PART NO	DESCRIPTION	QTY	ITEM	PART NO	DESCRIPTION	QTY
1	BRG-19500NC3	BEARING	2	20	292804 01	PRESS RING	1
2	292733 01	STATIC CAM W/A	1	<div style="border: 1px solid black; padding: 10px;"> <p style="text-align: center;"><b>FOR ASSEMBLY INFORMATION</b></p> <p style="text-align: center;"><b>SEE VS DRIVE CAM &amp; BEARING INSTRUCTIONS.</b></p> <p style="text-align: center;"><b>INSTRUCTIONAL VIDEO CAN BE FOUND AT</b></p> <p style="text-align: center;"><a href="http://www.shelbourne.com">www.shelbourne.com</a></p> <p style="text-align: center;"><b>TIPS TO ASSIST IDENTIFYING YOUR MACHINE MODEL AND YEAR:</b></p> <p>XCV- SPRUNG, PIVOTING ADAPTOR PLATE WITH GAUGE WHEELS AT REAR OF HEADER.</p> <p>CVS &amp; RVS - BOLTED ADAPTOR PLATE, BRACING TUBE ACROSS TOP OF MACHINE.</p> <p>LOCATE SERIAL NUMBER ON THE REAR LH OR RH END OF THE MACHINE.</p> <p style="text-align: center;"><b>7 DIGIT SERIAL NUMBERS 2000-2009</b></p> <p style="text-align: center;">EXAMPLE '2122843'</p> <p>1<sup>ST</sup> 2<sup>ND</sup> &amp; 3<sup>RD</sup> DIGITS ARE FACOTRY BUILD NUMBERS, 4<sup>TH</sup> &amp; 5<sup>TH</sup> IS THE SIZE OF MACHINE IN FEET (28'), 6<sup>TH</sup> DIGIT IS A FACTORY MACHINE TYPE NUMBER &amp; 7<sup>TH</sup> DIGIT IS YEAR OF MANUFACTURE (2003).</p> <p style="text-align: center;"><b>11 DIGIT SERIAL NUMBERS 2010 AND ON</b></p> <p style="text-align: center;">EXAMPLE 'XCV42198964'</p> <p>1<sup>ST</sup>, 2<sup>ND</sup> &amp; 3<sup>RD</sup> LETTERS SHOW THE TYPE OF MACHINE (XCV), 4<sup>TH</sup> &amp; 5<sup>TH</sup> DIGITS SHOW THE MACHINE SIZE (42'), 6<sup>TH</sup> &amp; 7<sup>TH</sup> DIGIT SHOW THE MODEL YEAR (2019), REMAINING DIGITS ARE FACTORY BUILD NUMBERS.</p> </div>			
3	HSS-0150	HEX HD SET SCREW	2				
4	HSS-0316	HEX HD SET SCREW	1				
5	NUT-0263	NYLOC NUT	5				
6	WSH-0012	PLAIN WASHER	5				
7	WSHA30161	LOCKWASHER	1				
8	292704 01	ACTUATOR CAM W/A	1				
9	292695 01	BEARING BOSS	1				
10a	292709 01	ACTUATOR BRKT	1				
		<b>XCV 2012 AND ON (ALL YEARS) &amp; CVS 2018 &amp; ON (PRE-ASSEMBLED)</b>					
OR							
10b	292740 02	RH ACTUATOR BRKT (1 NOTCH)	1				
		<b>CVS &amp; RVS 2001-2017</b>					
11a	292710 01	FOLDED ACTUATOR BRKT	1				
		<b>XCV 2012 AND ON (ALL YEARS) &amp; CVS 2018 &amp; ON (PRE-ASSEMBLED)</b>					
OR							
11b	292740 01	LH ACTUATOR BRKT (1 NOTCH)	1				
		<b>CVS &amp; RVS 2001-2017</b>					
12	WSH-0019	PLAIN WASHER	1				
13	WSH-0018	PLAIN WASHER	1				
14	BLTA12350	HEX HD BOLT	1				
15	NUT-0270	NYLOC NUT	1				
16a	292737 01	BOLT ON STATIC CAM PLATE					
		<b>XCV 2012 AND ON (ALL YEARS) &amp; CVS 2018 &amp; ON (PRE-ASSEMBLED)</b>					
OR							
16b	292739 01	BOLT ON STATIC CAM (1 NOTCH)	1				
		<b>CVS &amp; RVS 2007-2017</b>					
		<b>CVS &amp; RVS 2001-2006, WITHOUT ROTOR GEARBOX</b>					
OR							
16c	292741 01	STATIC CAM PLATE (2 NOTCHES)	1				
		<b>CVS &amp; RVS 2001-2006, WITH ROTOR GEARBOX</b>					
17	292736 01	3 BOLT SPACER	1				
18	HSS-0153	HEX HD SET SCREW	3				
19	HSSA10500	HEX HD SET SCREW	3				



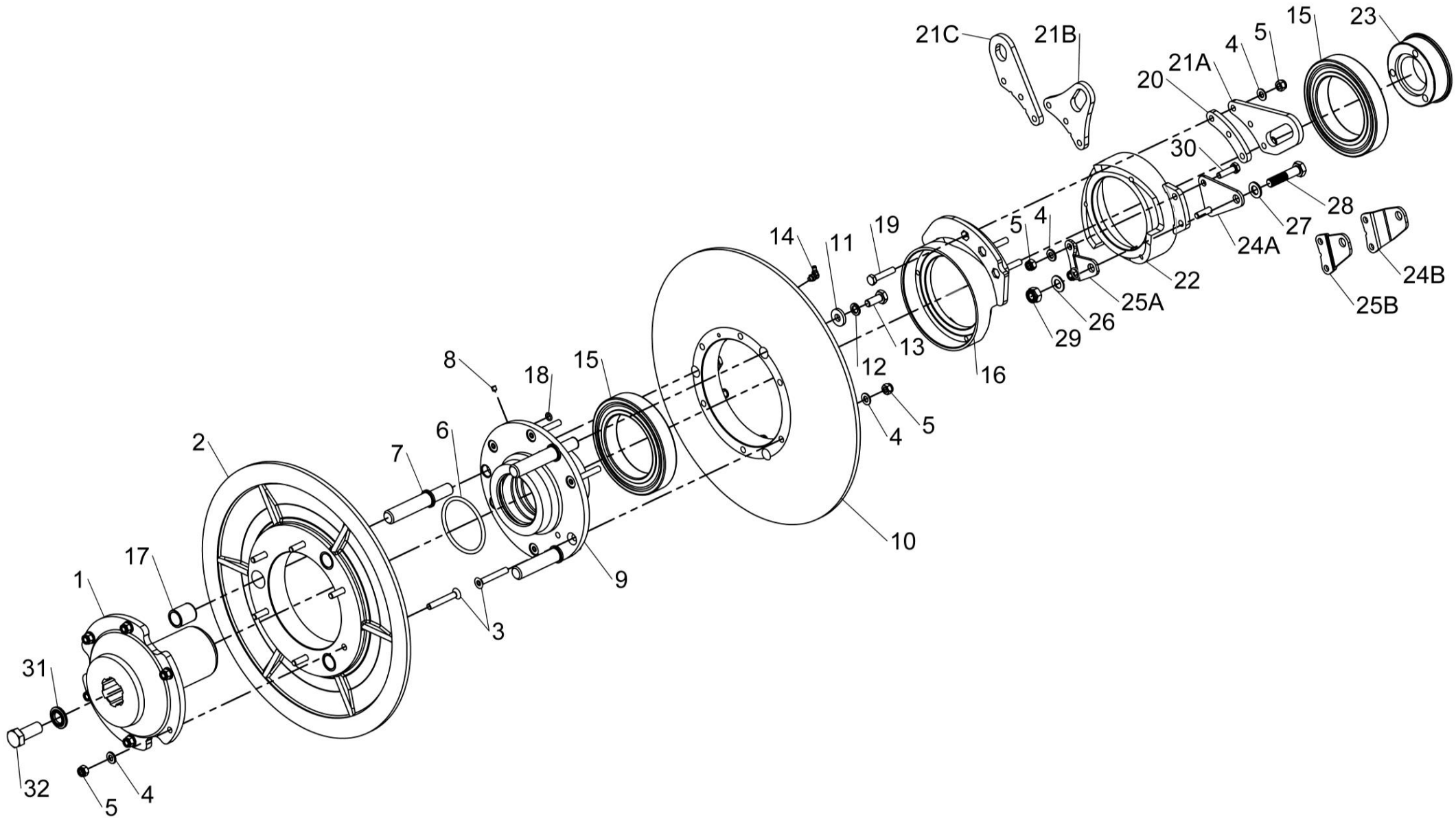


KIT-01454



## Shelbourne Reynolds Engineering Limited

ASSY NUMBER: KIT-01463				ASSY DESCRIPTION: REAR PULLEY ASSY & ACTUATOR CAM KIT			
ITEM	PART NO	DESCRIPTION	QTY	ITEM	PART NO	DESCRIPTION	QTY
1	199350 01	OUTER PULLEY HUB	1	25a	292710 01	FOLDED ACTUATOR BRKT	1
2	198270 01	OUTER REAR PULLEY	1	or	292740 01	<b>XCV 2012 AND ON (ALL YEARS) &amp; CVS 2018 &amp; ON (PRE-ASSEMBLED)</b> RH ACTUATOR BRKT (1 NOTCH)	1
3	SCEA08353	CSK SCREW	12				
4	WSH-0012	PLAIN WASHER	17	25b			
5	NUT-0263	NYLOC NUT	17	26	WSH-0019	PLAIN WASHER	1
6	ORA300750	O RING	1	27	WSH-0018	PLAIN WASHER	1
7	198274 01	SPIGOT	3	28	BLTA12350	HEX HD BOLT	1
8	SCW-4528	GRUB SCREW	1	29	NUT-0270	NYLOC NUT	1
9	199410 01	INNER PULLEY HUB	1	30	HSS-0150	SETSCREW	2
10	198271 01	INNER PULLEY	1	31	WSHA30161	LOCKWASHER	1
11	190119 11	WASHER	3	32	HSS-0316	SETSCREW	1
12	WSH-0061	SPRING WASHER	3	<div><b>TIPS TO ASSIST IDENTIFYING YOUR MACHINE MODEL AND YEAR:</b>  XCV- SPRUNG, PIVOTING ADAPTOR PLATE WITH GAUGE WHEELS AT REAR OF HEADER. CVS &amp; RVS - BOLTED ADAPTOR PLATE, BRACING TUBE ACROSS TOP OF MACHINE.  LOCATE SERIAL NUMBER ON THE REAR LH OR RH END OF THE MACHINE.  <b>7 DIGIT SERIAL NUMBERS 2000-2009</b> EXAMPLE '2122843' 1<sup>ST</sup> 2<sup>ND</sup> &amp; 3<sup>RD</sup> DIGITS ARE FACOTRY BUILD NUMBERS, 4<sup>TH</sup> &amp; 5<sup>TH</sup> IS THE SIZE OF MACHINE IN FEET (28'), 6<sup>TH</sup> DIGIT IS A FACTORY MACHINE TYPE NUMBER &amp; 7<sup>TH</sup> DIGIT IS YEAR OF MANUFACTURE (2003).  <b>11 DIGIT SERIAL NUMBERS 2010 AND ON</b> EXAMPLE 'XCV42198964' 1<sup>ST</sup>, 2<sup>ND</sup> &amp; 3<sup>RD</sup> LETTERS SHOW THE TYPE OF MACHINE (XCV), 4<sup>TH</sup> &amp; 5<sup>TH</sup> DIGITS SHOW THE MACHINE SIZE (42'), 6<sup>TH</sup> &amp; 7<sup>TH</sup> DIGIT SHOW THE MODEL YEAR (2019), REMAINING DIGITS ARE FACTORY BUILD NUMBERS.</div>			
13	HSS-0191	SETSCREW	3				
14	NIP-00620	GREASE NIPPLE	1				
15	BRG-19500NC3	BEARING	2				
16	292733 01	STATIC CAM	1				
17	291809 01	BUSH	3				
18	ORA120080	O RING	1				
19	HSS-0153	SETSCREW	3				
20	292736 01	CAM ARM SPACER	1				
21a	292737 01	BOLT ON STATIC CAM PLATE	1				
or	292739 01	<b>XCV 2012 AND ON (ALL YEARS) &amp; CVS 2018 &amp; ON (PRE-ASSEMBLED)</b>	1				
		BOLT ON STATIC CAM (1 NOTCH)					
or	292741 01	<b>CVS &amp; RVS 2007-2017</b>	1				
		<b>CVS &amp; RVS 2001-2006, WITHOUT ROTOR GEARBOX</b>					
21c		STATIC CAM PLATE (2 NOTCHES)					
		<b>CVS &amp; RVS 2001-2006, WITH ROTOR GEARBOX</b>					
22	292704 01	ACTUATOR CAM W/A	1				
23	292695 01	BEARING BOSS	1				
24a	292709 01	ACTUATOR BRKT	1				
or	292740 02	<b>XCV 2012 AND ON (ALL YEARS) &amp; CVS 2018 &amp; ON (PRE-ASSEMBLED)</b>	1				
		RH ACTUATOR BRKT (1 NOTCH)					
24b		<b>CVS &amp; RVS 2001-2017</b>					



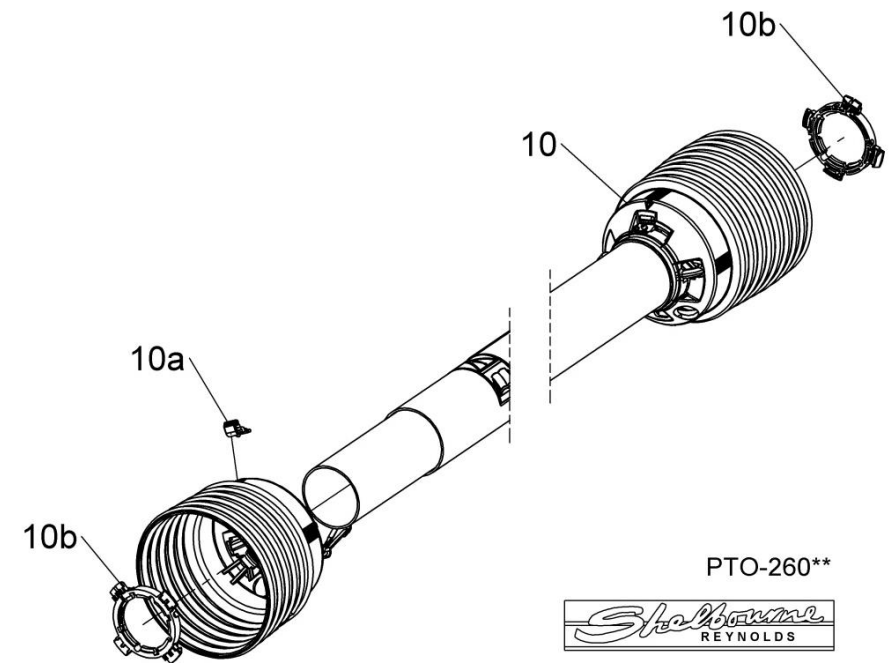
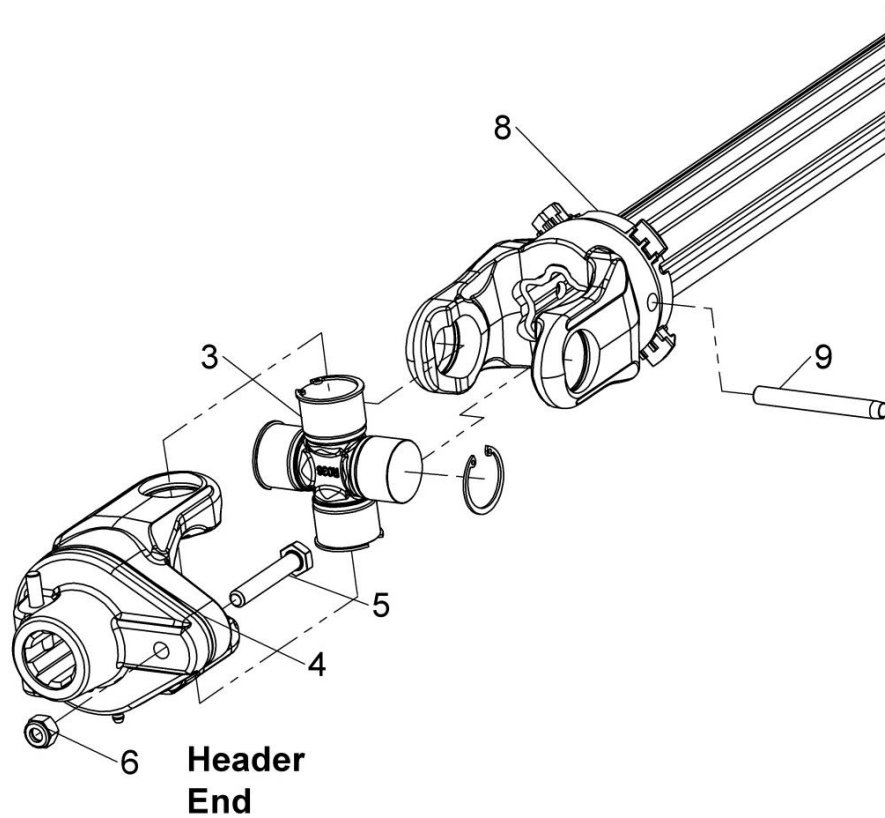
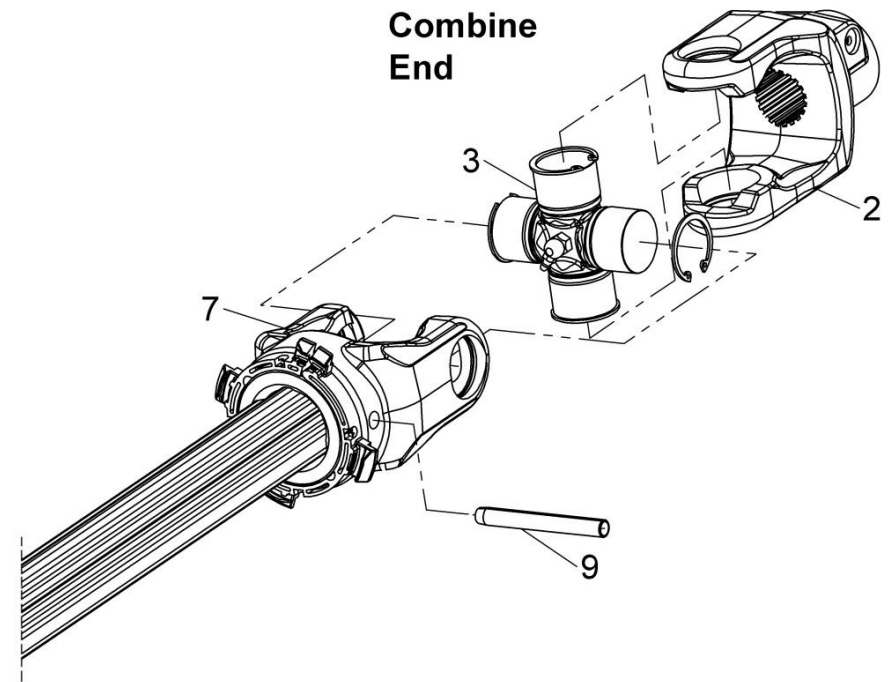
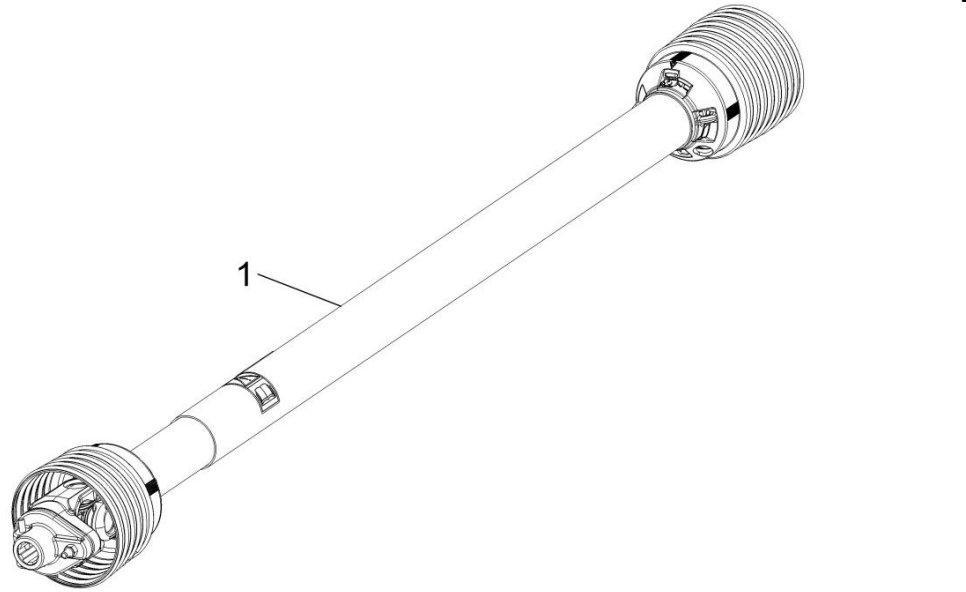
KIT-01463  
KIT-01463A



## Shelbourne Reynolds Engineering Limited

ASSY NUMBER: PTO-260**				ASSY DESCRIPTION: STRIPPER PTO & PARTS			
ITEM	PART NO	DESCRIPTION	QTY	ITEM	PART NO	DESCRIPTION	QTY
1	PTO-26003WE	PTO SHAFT 1 $\frac{3}{8}$ " 21 SPLINE (WEAS)					
OR	PTO-26003	PTO SHAFT 1 $\frac{3}{8}$ " 21 SPLINE (WALT)					
OR	PTO-26004WE	PTO SHAFT 1 $\frac{3}{8}$ " 6 SPLINE (WEAS)					
OR	PTO-26004	PTO SHAFT 1 $\frac{3}{8}$ " 6 SPLINE (WALT)					
OR	PTO-26002WE	PTO SHAFT 1 $\frac{3}{8}$ " HEX SPL (WEAS)					
OR	PTO-26002	PTO SHAFT 1 $\frac{3}{8}$ " HEX SPL (WALT)					
2	PTO-00082WE	COMBINE END YOKE 1 $\frac{3}{8}$ " 21 SPLINE					
2a	PTO-00605	YOKE REPAIR KIT					
OR	PTO-00080WE	COMBINE END YOKE 1 $\frac{3}{8}$ " 6 SPLINE					
2a	PTO-00605	YOKE REPAIR KIT					
OR	PTO-00070WE	COMBINE END YOKE 1 $\frac{3}{8}$ " HEX SPL					
2a	PTO-00605	YOKE REPAIR KIT (NOT COLLAR)					
OR	PTO-00166	COMBINE END YOKE 8 SPL PUSHPIN					
OR	PTO-00166WA	COMBINE END YOKE 8 SPL COLLAR					
OR	PTO-00174	COMBINE END YOKE 1 $\frac{3}{4}$ " 20 SPLINE					
OR	PTO-00177	COMBINE END YOKE 1 $\frac{3}{4}$ " 6 SPLINE					
OR	PTO-00180	FORAGER END YOKE 1 $\frac{1}{2}$ " 23 SPLINE					
3	PTO-00083	CROSS JOINT BEARING KIT					
4	PTO-00119WE	SHEAR BOLT CLUTCH					
OR	PTO-00119	SHEAR BOLT CLUTCH					
5	BLTA10384	SHEAR BOLT					
6	NUT-0265	NYLOC NUT					
7	PTO-00089	INBOARD YOKE (COMBINE) (WALT)					
8	PTO-00090	INBOARD YOKE (HEADER) (WALT)					
9	PIN-1926	ROLL PIN (M10x90) (WALT)					
OR		ROLL PIN (M10x85) (WEAS)					
10	PTO-00093WE	GUARD ASSY C/W BEARINGS (WEAS)					
10a	PTO-00968	RED GUARD CLIPS (WEASLER)					
10b	PTO-00178	GUARD BRG & SCREW SET (WALT)					
OR	PTO-00601	GUARD BEARING SET (WEASLER)					
OR	PTO-00093	GUARD ASSY C/W BEARINGS (WALT)					

WEAS = WEASLER  
WALT = WALTERSCHEID



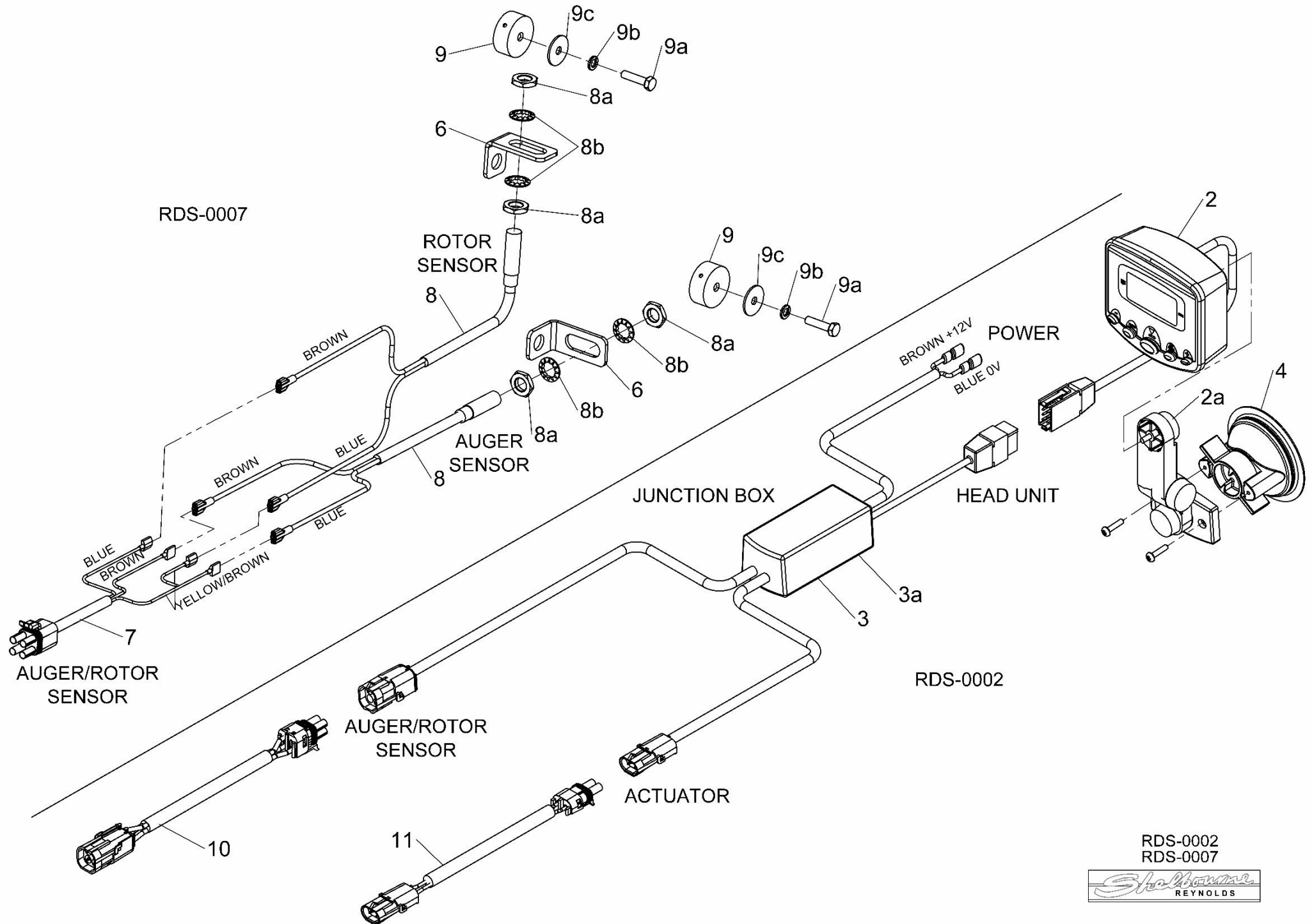
PTO-260\*\*

*Shelbourne*  
REYNOLDS



**Shelbourne Reynolds Engineering Limited**

ASSY NUMBER: RDS-0002 & RDS-0007				ASSY DESCRIPTION: RDS EQUIPMENT VARIABLE SPEED			
ITEM	PART NO	DESCRIPTION	QTY	ITEM	PART NO	DESCRIPTION	QTY
1	RDS-0002	COMBINE TACHO HEAD KIT & LOOM V/S DRIVE, INC ITEMS 2 & 3	1				
2	RDS-0027	TACHO HEAD, INC ITEM 2a	1				
2a	RDS-0029	TACHO HEAD FIX.ARM KIT					
3	RDS-0028	JUNCTION BOX/COMBINE LEAD (VS)	1				
3a	FUS-00026	FUSE (15 AMP BLADE)					
4	LCL-01249	RAM MOUNT SUCTION CUP	1				
5	RDS-0007	HEADER LOOM & SENSOR KIT (SD) INC ITEMS 6,7,8 & 9	1				
6	198323 01	SENSOR BRACKET (SLOTTED)	2				
7	RDS-0017	HEADER LEAD	1				
8	RDS-0018	SHAFT SENSOR,INC ITEMS 8a & 8b	2				
8a	RDS-0018A	PLAIN NUT					
8b	WSHA20121	SHAKEPROOF WASHER					
9	RDS-0020	MAGNET CARRIER	2				
9a	HSS-0088	SET SCREW					
9b	WSH-0056	SPRING WASHER					
9c	WSH-1036	PENNY WASHER					
10	291913 01	AUGER/ROTOR SENSOR LOOM EXTENSION (8m)	A/R				
11	291912 01	ACTUATOR LOOM EXTENSION (8m)	A/R				



RDS-0002  
RDS-0007



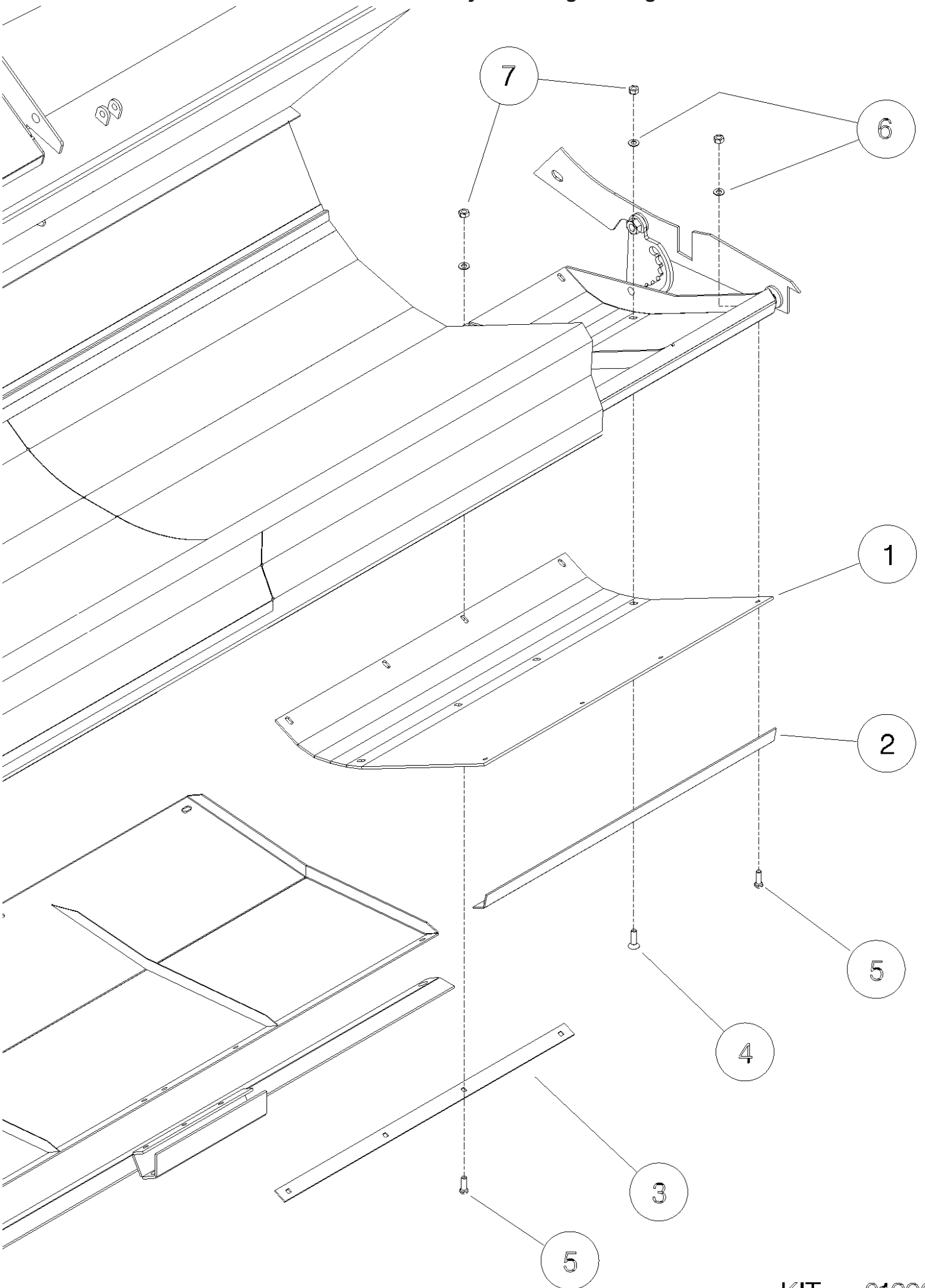


# Kit Options

**Shelbourne Reynolds Engineering Limited**

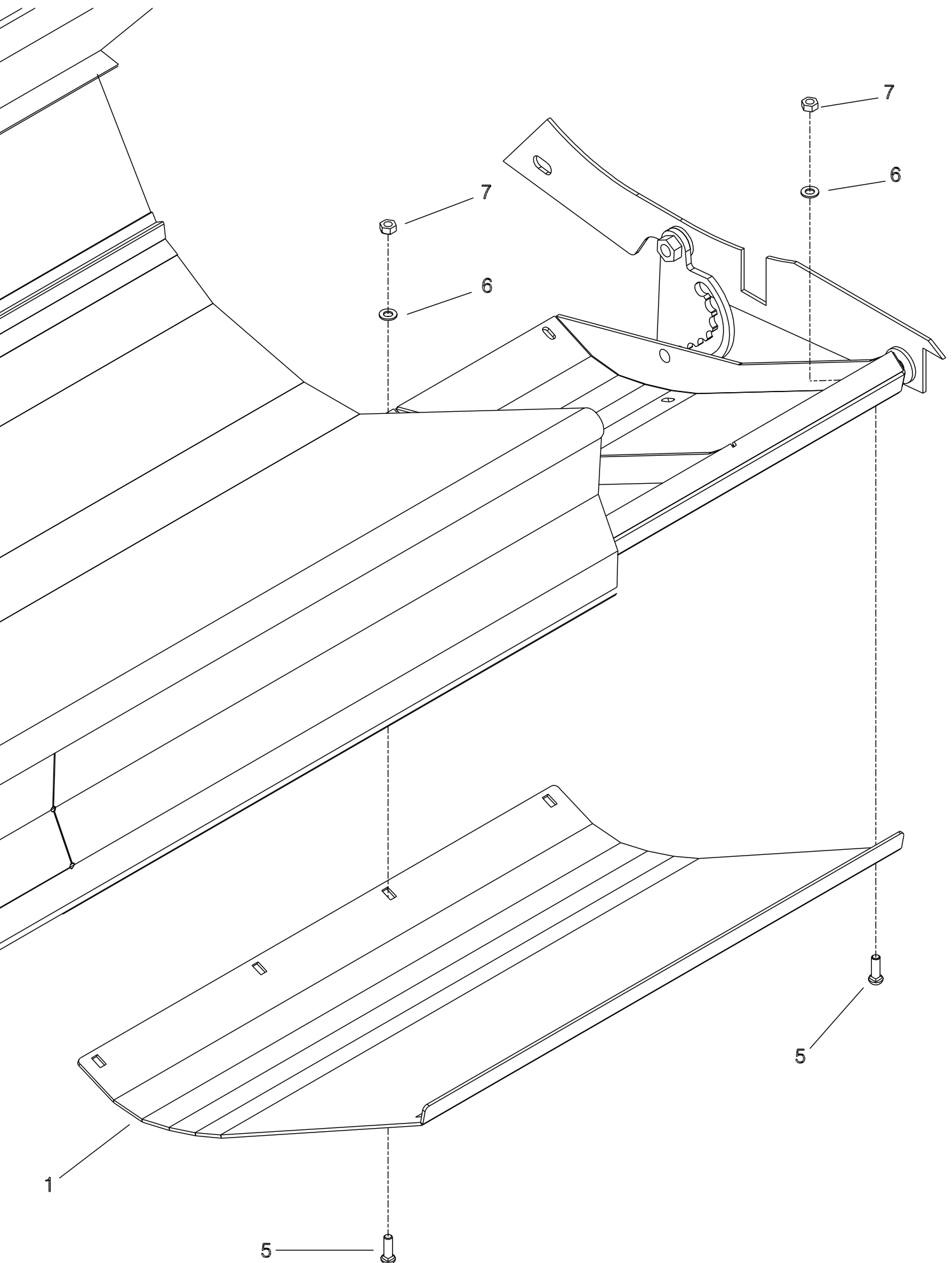
ASSY NUMBER: KIT-01299				ASSY DESCRIPTION: SKID POLY SLIP PLATE KIT			
ITEM	PART NO	DESCRIPTION	QTY	ITEM	PART NO	DESCRIPTION	QTY
1	195111 01	SKID POLY PLATE	1				
2	195142 01	FIXING PLATE	1				
3	195144 01	FIXING PLATE	1				
4	SCW-1740	CSK SOCKET HD SCW	4				
5	BLT-2700	COACH BOLT	8				
6	WSH-0012	PLAIN WASHER	12				
7	NUT-0263	NYLOC NUT	12				
					NOTE	KIT-01299 SINGLE SKID SELECT NUMBER OF SKIDS REQUIRED PER MACHINE	





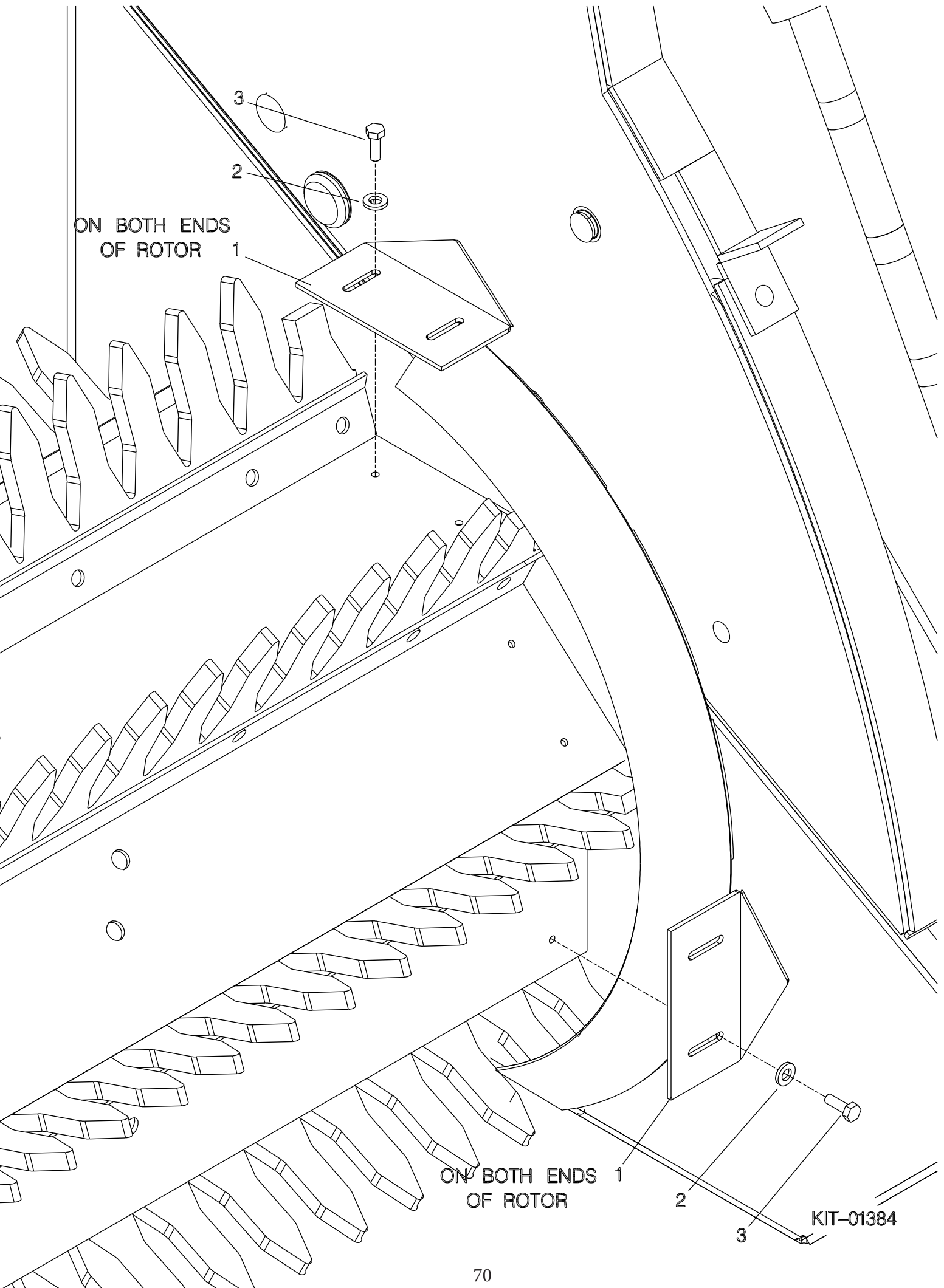
***Shelbourne Reynolds Engineering Limited***

ASSY NUMBER: KIT-01340				ASSY DESCRIPTION: STEEL SKID COVER KIT			
ITEM	PART NO	DESCRIPTION	QTY	ITEM	PART NO	DESCRIPTION	QTY
1	197369 01	STEEL SKID COVER	2				
5	BLT-2700	COACHBOLT	16				
6	WSH-0012	PLAIN WASHER	16				
7	NUT-0263	NYLOC NUT	16				



***Shelbourne Reynolds Engineering Limited***

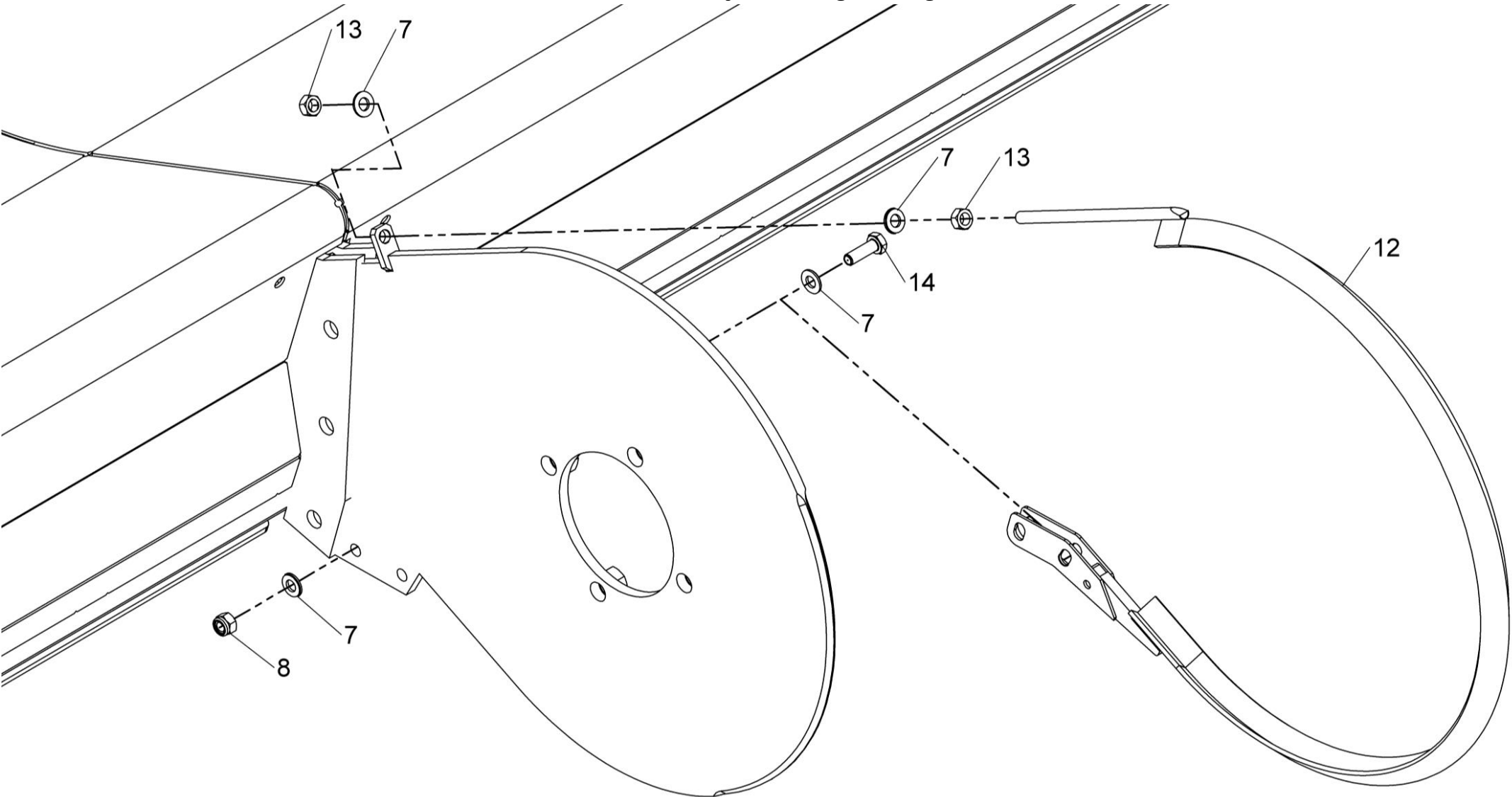
ASSY NUMBER: KIT-01384				ASSY DESCRIPTION: ANTI-WRAP PLATE KIT			
ITEM	PART NO	DESCRIPTION	QTY	ITEM	PART NO	DESCRIPTION	QTY
1	192679 01	ANTI-WRAP PLATE	8				
2	WSH-1034	PENNY WASHER	16				
3	SCW-5180	SELF TAP SCREW	16				





**Shelbourne Reynolds Engineering Limited**

ASSY NUMBER: KIT-01403				ASSY DESCRIPTION: VEE STRIP KIT			
ITEM	PART NO	DESCRIPTION	QTY	ITEM	PART NO	DESCRIPTION	QTY
1							
2							
3							
4							
5							
6							
7	WSH-0012	PLAIN WASHER	3				
8	NUT-0263	NYLOC NUT	1				
9							
10							
11							
12	192502 01	VEE STRIP ASSY	1				
13	NUT-0164	PLAIN NUT	2				
14	HSS-0145	SET SCREW	1				

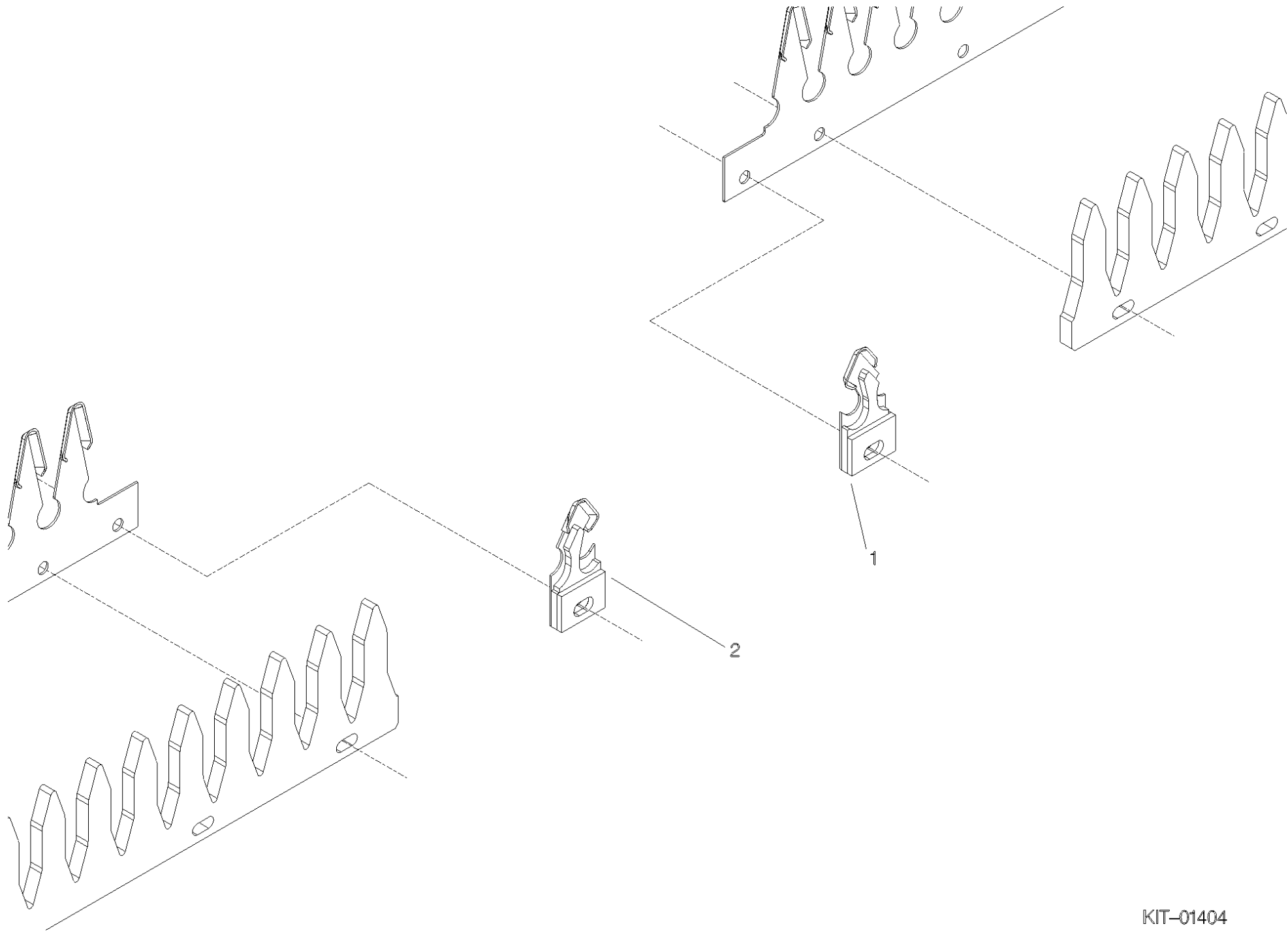


KIT-01403



***Shelbourne Reynolds Engineering Limited***

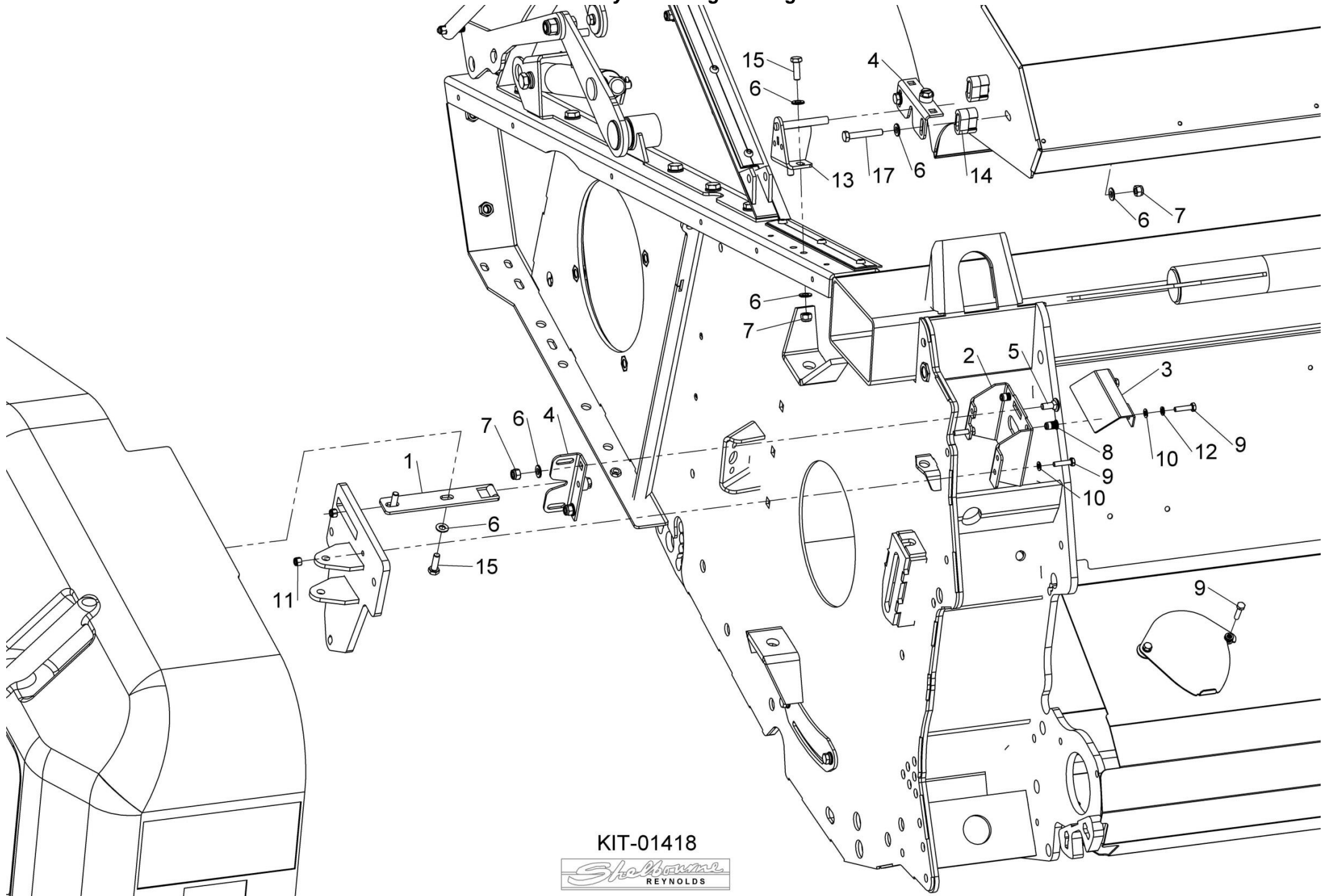
ASSY NUMBER: KIT-01404				ASSY DESCRIPTION: NON AGGRESSIVE CENTRE FINGER KIT			
ITEM	PART NO	DESCRIPTION	QTY	ITEM	PART NO	DESCRIPTION	QTY
1	198280 01	CENTRE FINGER LH (NON AGG)	8				
2	198280 02	CENTRE FINGER RH (NON AGG)	8				



**Shelbourne Reynolds Engineering Limited**

ASSY NUMBER: KIT-01418				ASSY DESCRIPTION: CE AREA KIT (CVS/RSD)			
ITEM	PART NO	DESCRIPTION	QTY	ITEM	PART NO	DESCRIPTION	QTY
1	290647 01	SLAM LATCH CATCH	1				
2	290635 01	SLAM LATCH MOUNTING	1				
3	290636 01	COVER PLATE	1				
4	LTC-00040	SLAM LATCH	2			REMOVE REAR GUARD THUMB SCREW	
5	BLT-4710	COACH BOLT	2			AND REPLACE WITH ITEM 5	
6	WSH-0012	PLAIN WASHER	12				
7	NUT-0263	NYLOC NUT	6			REMOVE TOP GUARD LOCATING	
8	NUTA13060	NUTSERT	2			PLATE AND REPLACE WITH ITEM 1	
9	HSS-0088	SETSCREW	5				
10	WSH-0009	PLAIN WASHER	4			TRIM TOP CORNER FROM GUARD	
11	NUT-0260	NYLOC NUT	2			SLAM LATCH	
12	WSH-0056	SPRING WASHER	2				
13	290736 01	SLAM LATCH PIN	1				
14	290738 01	SLAM LATCH SPACER	2				
15	HSS-0145	SETSCREW	2				
16							
17	HSS-0157	SETSCREW	2				



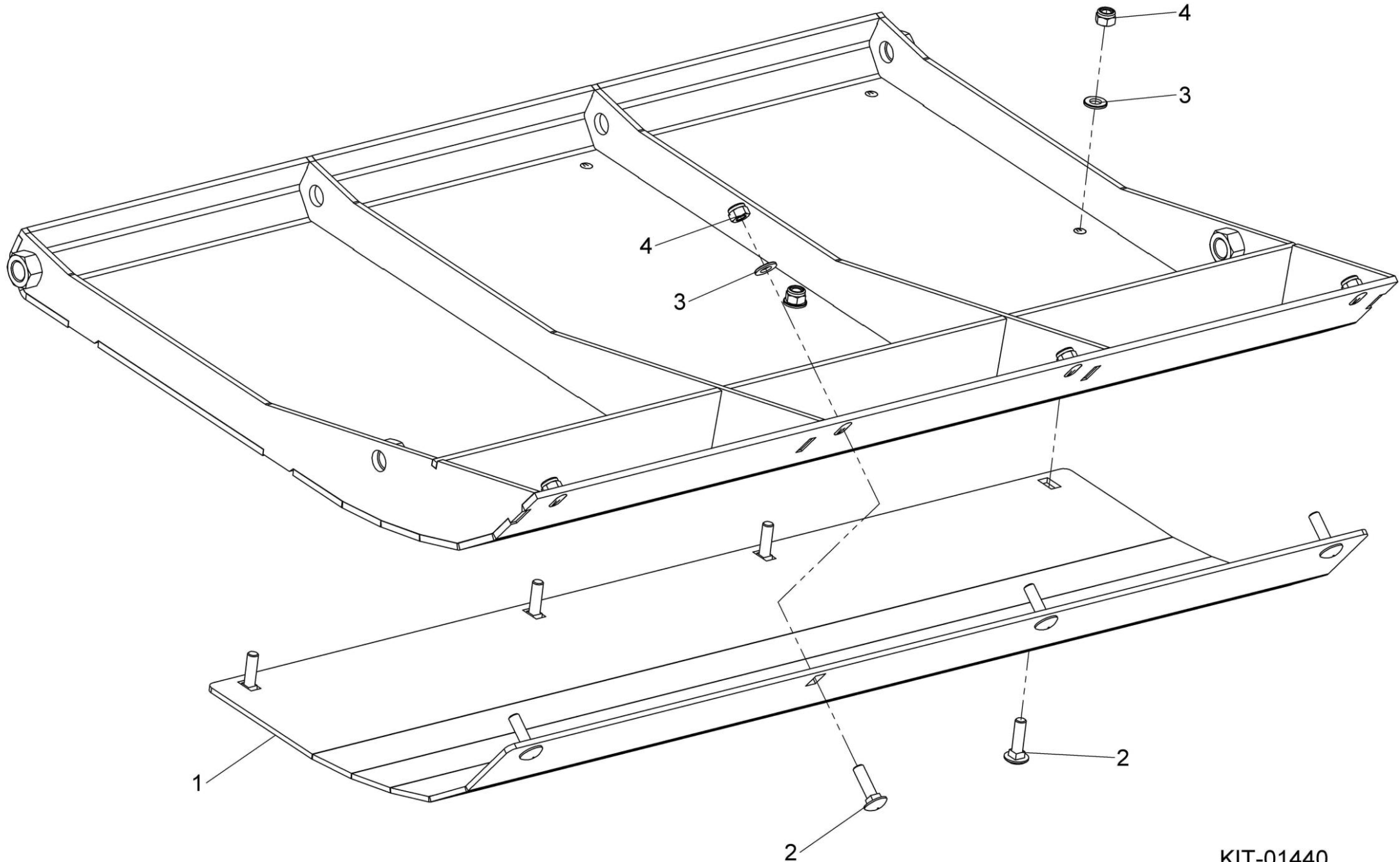


KIT-01418



***Shelbourne Reynolds Engineering Limited***

[illegible]



KIT-01440

