

Shelbourne

REYNOLDS

CVS 18

PARTS MANUAL - 2018 & ONWARDS



Shelbourne Reynolds Engineering Ltd
Stanton, Bury St Edmunds,
Suffolk, IP31 2AR, England

Telephone: 01359 250415
Fax: 01359 250464

Stores Direct : 01359 251231
Stores Direct: 01359 252031

Shelbourne Reynolds Inc.
Colby PO box 607,
1250 S Country Club Drive,
Colby, Kansas 67701
U.S.A.

Telephone: (785) 462 6299

Fax: (785) 462 6761

Issue 6

05/08/2022

www.shelbourne.com



STRIPPER HEADER

ORDERING SPARE PARTS

IMPORTANT

Your Stripper Header is made up of a Machine assembly number (common parts), specific sub assemblies and also customer optional build kits. The machine, sub assemblies and optional kit numbers are listed in the front pages of your Operators manual. If you do not have these numbers please contact Shelbourne Reynolds Parts Department direct on (telephone) Stanton - (01359) 251231 or Colby - (785) 462 6299.

To ensure that you order the correct part from your SRE dealer please use the following procedure.

ALWAYS QUOTE THE MACHINE AND SERIAL NUMBERS WHEN ORDERING.

The year and/or serial number of the machine may determine the correct sub assembly.

Refer to the Parts Manuals front page/s, listing the machine assemblies. Select the correct machine assembly number which is printed in the top left corner of the page (starting with 1965_ _ 01), This machine number can also be taken from the Stripper Header identification plate located on the rear left hand corner of the machine.

On this page you will find the parts listing for the common parts for every configuration of that machine assembly number. You will find the corresponding drawing by either looking at the facing page or progressing through the manual to the next drawing. The drawings indicate the components by item numbers, which you will find, are repeated in the left-hand side of your parts listing, and therefore referring to the correct part.

Note all parts will not be found listed below the machine number. Other parts will be from specific sub assemblies and optional kits. These sub assemblies and kits will be found in numerical order further through the manual. Sub assemblies start with 1960_ _ 01 and kits start with KIT- 19 _ _ _.

The parts listing for adaptor plates, drive kits and hydraulic couplings can be found in the following manuals;

Drive & Adaptor Plate Manuals

Massey Ferguson	MAN-03172	Laverda	MAN-03176
Claas/Cat	MAN-03173	Gleaner/Challenger	MAN-03177
John Deere	MAN-03174	Case IH	MAN-03178
New Holland	MAN-03175		

KEY

m = Meter,

A/R = Quantity as Required

List Of Kit Numbers

196574 18	Shelbourne Header	1
196143 11	Header Lights Sub Assembly	3
196173 01	Stripping Rotor Assembly RH 2.4m	5
196193 09	Hydraulic Circuit Sub Assembly	7
196194 09	Cowl Assembly	9
196195 09	Adjustable Crop Deflector Sub Assembly	11
196228 02	Stripping Rotor LH 3.0m	13
196247 09	Bolt On Paddle Auger Assy 5.4m	15
196287 01	VS Drive Sub Assembly	17
196288 01	Emblems And Guards Sub Assembly	20
196289 01	Divider Sub Assembly	23
196292 01	Auger Mounting Sub Assembly	25
196294 02	Rotor Mounting Sub Assembly	27
196295 18	Frame And Parts Sub Assembly	30
GEA-0058	Input Gearbox Assembly	33
KIT-00123	Auger Slip Clutch	35
KIT-00530	PTO Cone Kit	37
KIT-00931	PTO Support Kit	39
KIT-00976	Ball Joint Centre Coupling	41
KIT-01386	Rear Pulley Assembly (Bolt In Hubs)	43
KIT-01399	Rotor Pulley Assembly HD	45
KIT-01401	Safety Decal Kit North America	47
KIT-01402	Safety Decal Kit ISO	49
PTO-260XX	Stripper PTO	51
RDS-0002	RDS Equipment	53
RDS-0007	RDS Equipment	53

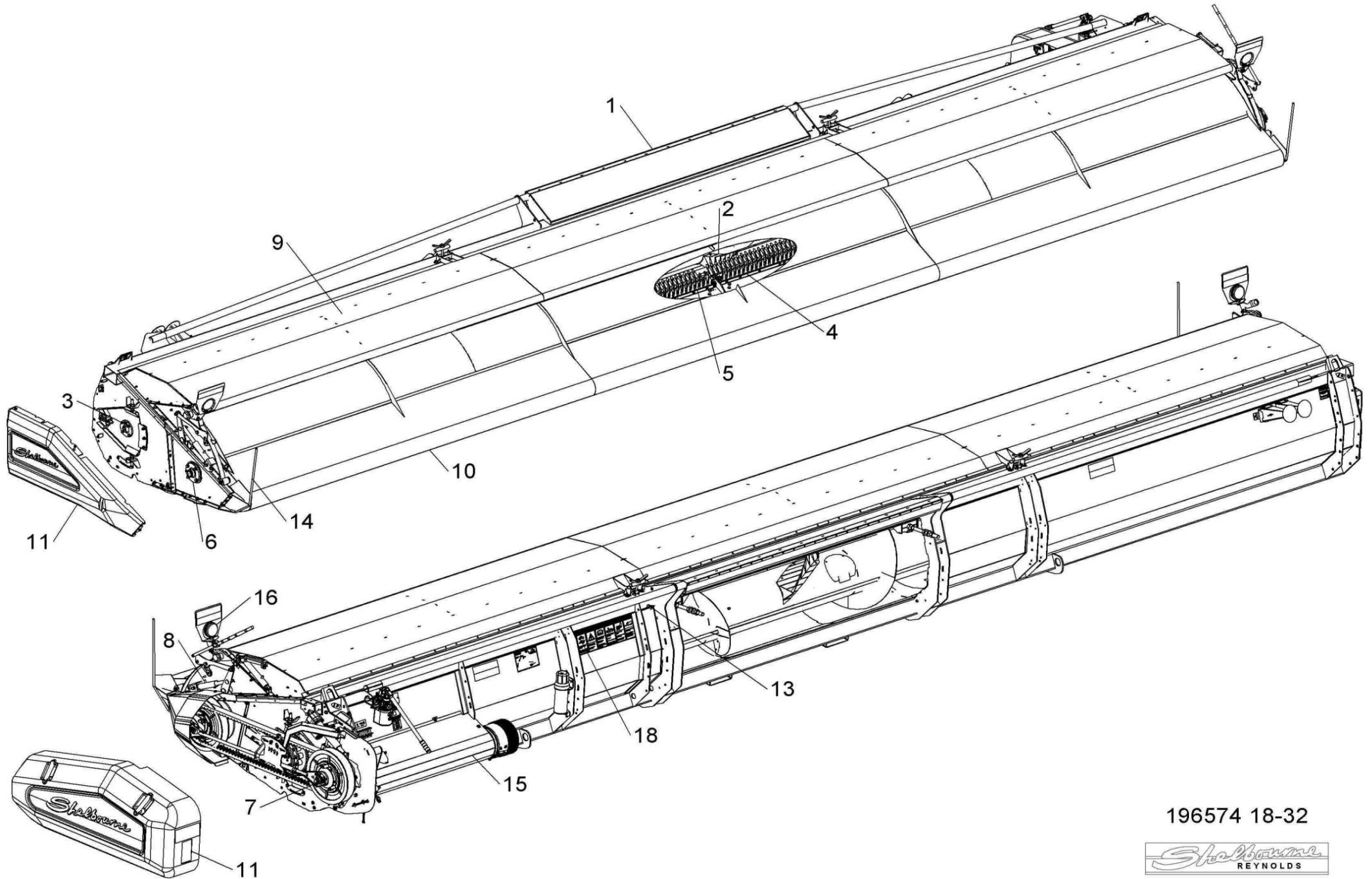
Kit Options 56

KIT-01299	Skid Poly Slip Plate Kit	57
KIT-01340	Steel Skid Cover Kit	59
KIT-01384	Anti-Wrap Plate Kit	61
KIT-01404	Non Aggressive Centre Finger Kit	63
KIT-01418	CE Area Kit	65
KIT-01440	Hardox Skid Cover Kit	67

Shelbourne Reynolds Engineering Limited

ASSY NUMBER: 196574 18				ASSY DESCRIPTION: Cvs18 SHELBOURNE HEADER			
ITEM	PART NO	DESCRIPTION	QTY	ITEM	PART NO	DESCRIPTION	QTY
1	196295 18	FRAME & PARTS SUB	1				
2	196247 09	PADDLE AUGER ASSY	1				
3	196292 01	AUGER MTG SUB ASSY	1				
4	196228 02	STRIPPING ROTOR ASSY 3.0m LH	1				
5	196173 01	STRIPPING ROTOR ASSY 2.4m RH	1				
6	196294 02	ROTOR MTG SUB ASSY	1				
7	196287 01	VS DRIVE SUB ASSY	1				
8	196193 09	HYDRAULICS	1				
9	196194 09	TOP DOOR COWL SUB ASSY	1				
10	196195 09	ADJ. CROP DEFLECTOR SUB	1				
11	196288 01	EMBLEMS & GUARDS SUB	1				
12	RDS-0007	HEADER MONITOR LOOM KIT	1				
13	RDS-0002	COMBINE MONITOR KIT	1				
14	196289 01	DIVIDER SUB	1				
15	KIT-00530	PTO CONE KIT	1				
16	196143 11	HEADER LIGHTS SUB	1				
17							
18	KIT-01401	SAFETY DECAL KIT (N AMERICA)	1				
OR	KIT-01402	SAFETY DECAL KIT (REST OF WORLD)	1				

Shelbourne Reynolds Engineering Limited

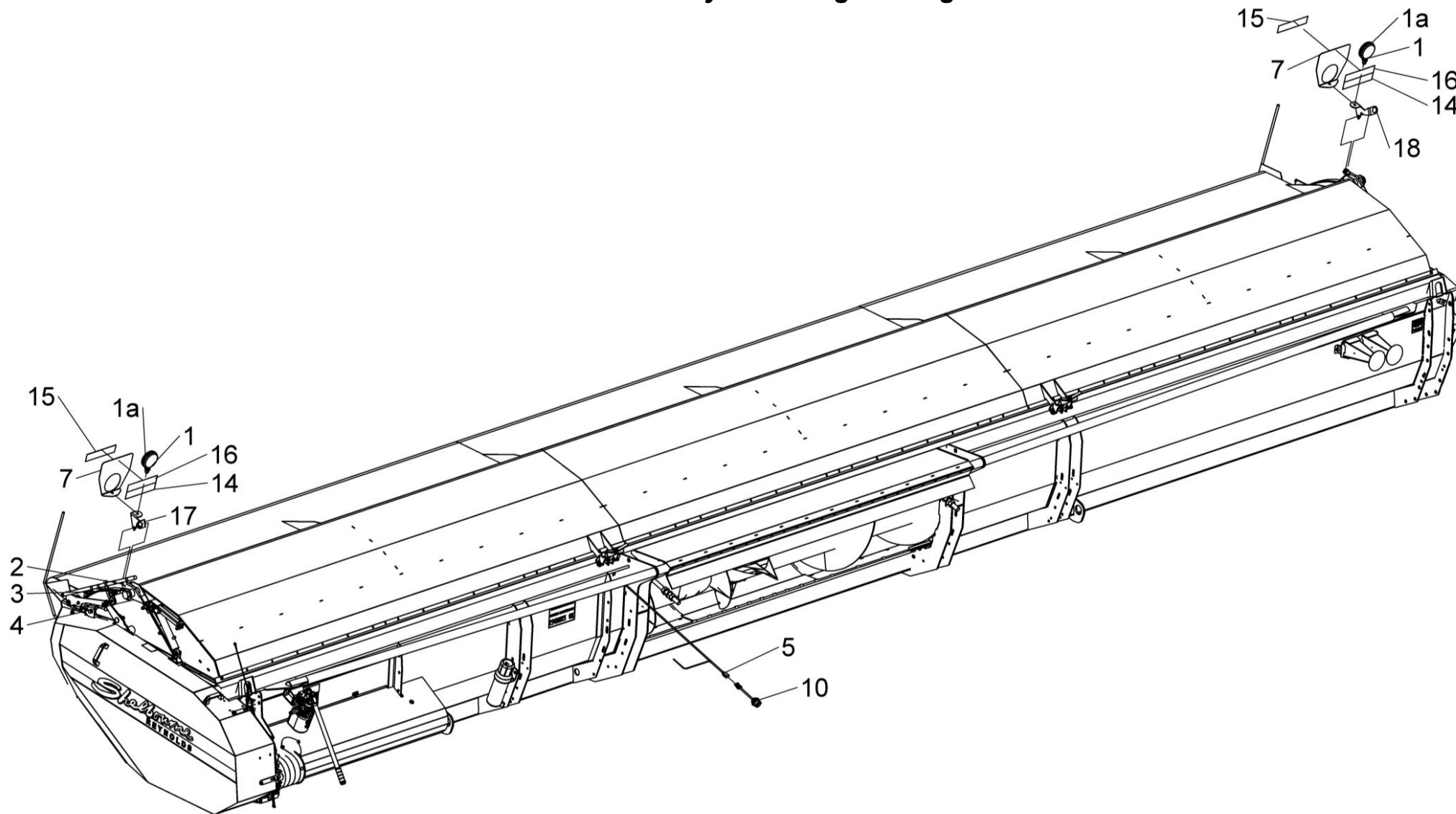


196574 18-32



Shelbourne Reynolds Engineering Limited

ASSY NUMBER: 196143 11				ASSY DESCRIPTION: HEADER LIGHTS SUB 6.6m & SMALLER			
ITEM	PART NO	DESCRIPTION	QTY	ITEM	PART NO	DESCRIPTION	QTY
1	LMP-10505	INDICATOR LAMP	2				
1a	BLB-0015	SPARE BULB (2013 & ON)					
OR	BLB-0020	SPARE BULB (2012 - 2013)					
OR	BLB-0075	SPARE BULB (UPTO 2012)					
1b	LMP-10009	SPARE LENS (3 SCREWS, 2013&ON)					
1b	LMP-10006	SPARE LENS (GROTE, 2012-2013)					
1b	LMP-10000	SPARE LENS FRONT (UPTO 2012)					
1c	LMP-10001	SPARE LENS REAR(PMG UPTO 2012)					
2	ETM-00440	LOOP TERMINAL	2				
3	HSS-0055	SETSCREW	3				
OR	SCW-5180	SELF TAP SCREW	3				
4	ETM-00560	MALE BULLET TERMINAL	2				
5	198524 01	WIRE LOOM & PLUG ASSY	1				
6							
7	290739 01	INDICATOR GUARD (2019 & ON)	2				
OR	193567 01	INDICATOR GUARD (UP TO 2019)	2				
8							
9	WSH-0006	PLAIN WASHER	3				
10	193516 01	LIGHT PLUG (JD PRE 50 SERIES)	1				
OR	195207 01	LIGHT PLUG (JD 50 SERIES)	1				
OR	SEE KIT-01727	LIGHT PLUG (JD 60,70 & S SER)	1				
OR	197040 01	LIGHT PLUG (CASE IH & NH)	1				
a	ECN-09060	SPARE LOCK WASHER					
b	ECN-09050	SPARE PANEL NUT					
OR	198732 01	LIGHT PLUG (NH TR)	1				
OR	SEE KIT-01731	LIGHT PLUG (AGCO MULTI)	1				
OR	291911 01	LONG LIGHT CABLE (11m)	1				
11							
12							
13							
14	TPE-00300	FLUORESCENT TAPE -RED/ORANGE	0.23m				
14	TPE-00300	FLUORESCENT TAPE -RED/ORANGE	0.23m				
15	TPE-00250	REFLECTIVE TAPE - YELLOW	0.23m				
15	TPE-00250	REFLECTIVE TAPE - YELLOW	0.23m				
16	TPE-00251	REFLECTIVE TAPE - RED	0.23m				
16	TPE-00251	REFLECTIVE TAPE - RED	0.23m				
17	198958 01	LH LIGHT MOUNTING BRACKET	1				
18	198958 02	RH LIGHT MOUNTING BRACKET	1				



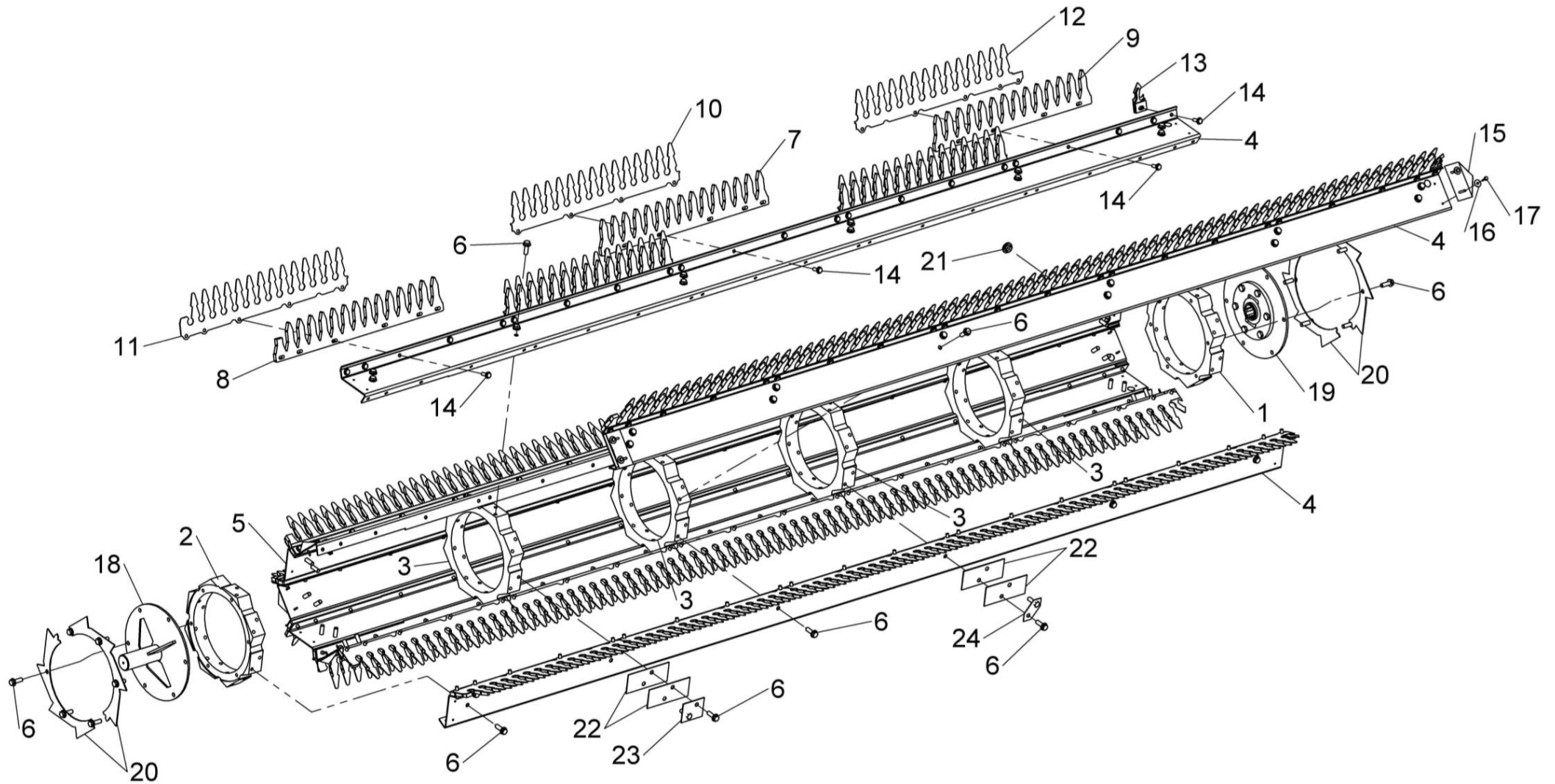
196143 11



Shelbourne Reynolds Engineering Limited

ASSY NUMBER: 196173 01				ASSY DESCRIPTION: STRIPPING ROTOR ASSY RH 2.4m			
ITEM	PART NO	DESCRIPTION	QTY	ITEM	PART NO	DESCRIPTION	QTY
1	192892 01	OUTER HUB CASTING LH	1	12a	197718 01	SEED SAVER RH CTR	8
2	192892 02	OUTER HUB CASTING RH	1	12b	291720 03	HEMP STRIPPING FINGER CTR	8
3	192892 03	INNER HUB CASTING	3	12c	193383 01	CENTRE SLOTTED ELEMENT	8
4	291745 02	ROTOR SECTION 2.4m	8	OR	193087 01	FOR SPARES, CUT AND MODIFY	8
OR	291745 04	SPARES COMMON 2.4m PANEL		12d	291146 03	HEMP HARDOX FINGER CTR (3mm)	8
5							
6	HSSG10204	TENSILOCK SETSCREW	96	13a	194109 02	CENTRE FINGER LH (AGGRESSIVE)	8
				13b	291724 02	HEMP SINGLE CTR FINGER	8
7a	193558 01	STANDARD ELEMENT	16	13c	198280 02	CENTRE FINGER LH (NON AGG)	8
7b	291725 01	HEMP SUPPORT FINGER	16	13d	292153 01	HEMP HARDOX CTR FINGER LH	8
7c	198829 01	ROTOR BACKING PLATE	32				
7d	291725 04	HEMP SUPPORT FINGER 8mm THK	16	14	HSSF08174	TENSILOCK SETSCREW	144
				15	192679 01	ANTI-WRAP PLATE	8
8a	193558 02	STANDARD ELEMENT END	8	16	WSH-1034	PENNY WASHER	16
OR	193558 01	FOR SPARES, CUT AND MODIFY	8	17	SCW-5180	SELF TAPPING SCREW	16
8b	291725 02	HEMP SUPPORT FINGER END	8	18	192899 01	IDLE SHAFT W/A	1
OR	291725 01	FOR SPARES, CUT AND MODIFY	8	19	KIT-00976A	BALL JOINT COUPLING KIT	1
8d	291725 05	HEMP SUPPORT FINGER END 8mm	8			FOR SPARES SUPPLY KIT-00976	
OR	291725 04	FOR SPARES, CUT AND MODIFY	8			SEE KIT-00976A PAGE	
						FOR PARTS BREAKDOWN	
9a	193558 03	STANDARD ELEMENT CTR END	8	20	192959 01	OUTER CLAMP RING,	4
OR	193558 01	FOR SPARES, CUT AND MODIFY	8	21	BPG-00200	RUBBER PLUG	1
9b	291725 03	HEMP SUPPORT FINGER CTR	8	22	193118 01	BALANCE WEIGHT (100G)	6
OR	291725 01	FOR SPARES, CUT AND MODIFY	8	23	193118 02	BALANCE WEIGHT (50G)	2
9d	291725 06	HEMP SUPPORT FINGER CTR 8mm	8	24	193382 01	BALANCE WEIGHT (25G)	1
OR	291725 04	FOR SPARES, CUT AND MODIFY	8				
10a	197717 01	SEED SAVER CTR	16		NOTE	1 x ITEM 4 TO HAVE HOLE	
10b	291720 01	HEMP STRIPPING FINGER STANARD	16			KNOCKED OUT FOR GREASER	
10c	193087 01	SLOTTED ELEMENT	16				
10d	291146 01	HEMP HARDOX FINGER (3mm)	16		NOTE	197719 02 & 197718 01 ARE.	
						CORRECT PARTS WHEN FINGERS SET	
11a	197719 02	SEED SAVER RH END	8			WITH FLANGES UP, i.e.,	
11b	291720 02	HEMP STRIPPING FINGER END	8			AGGRESSIVE	
11c	193384 01	END SLOTTED ELEMENT	8				
OR	193087 01	FOR SPARES, CUT AND MODIFY	8			WHEN FLANGES ARE DOWN, i.e.,	
11d	291146 02	HEMP HARDOX FINGER END (3mm)	8			NON-AGGRESSIVE, USE 197719 01	
						& 198718 02	

Shelbourne Reynolds Engineering Limited

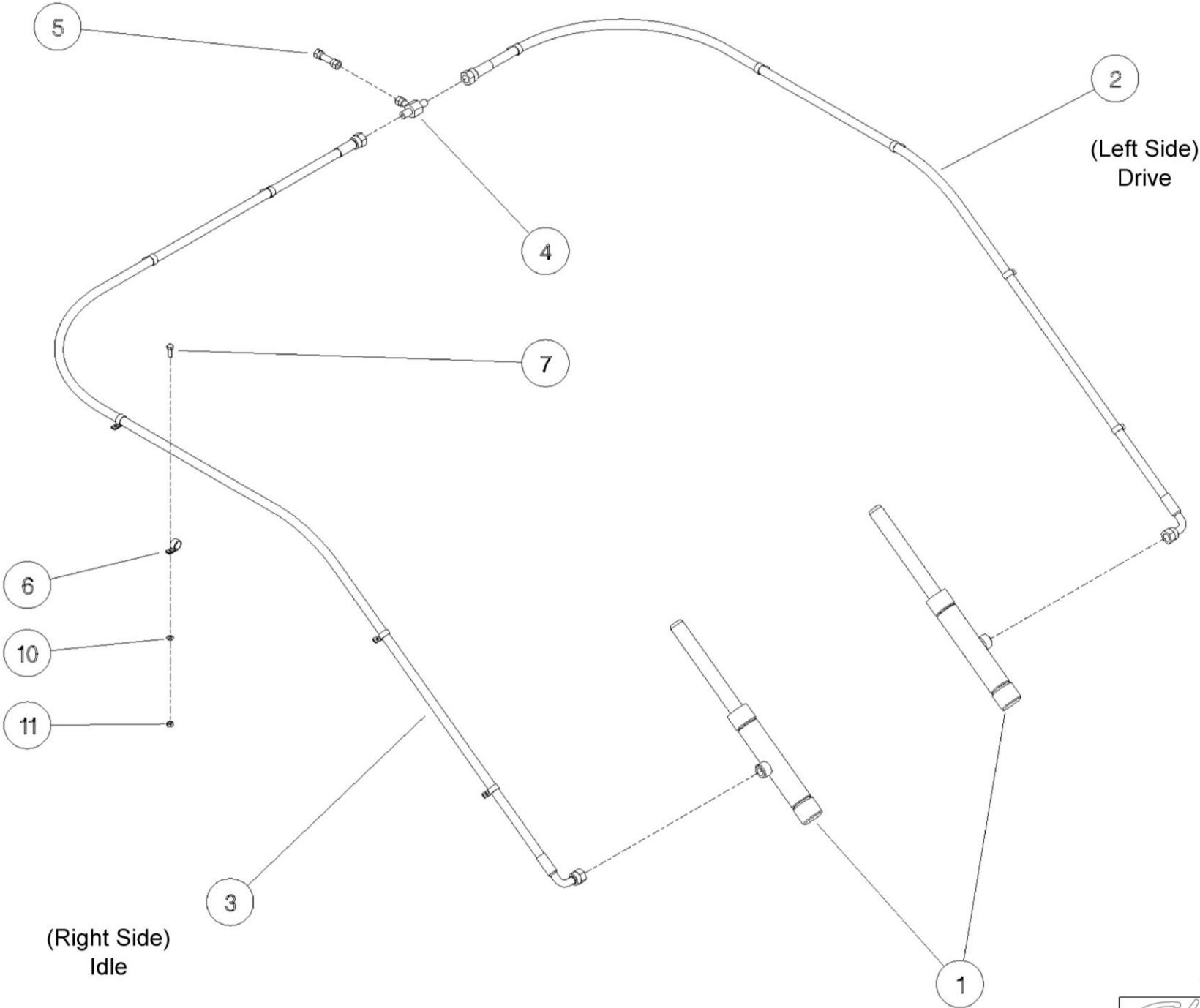


196173 01
196173 02



Shelbourne Reynolds Engineering Limited

ASSY NUMBER: 196193 09				ASSY DESCRIPTION: HYDRAULIC CIRCUIT SUB			
ITEM	PART NO	DESCRIPTION	QTY	ITEM	PART NO	DESCRIPTION	QTY
1	195075 01	HYDRAULIC RAM	2				
1a	RMSK00030	SEAL KIT (SPARES)					
2	HHBC26510	HYDRAULIC HOSE LH	1				
3	HHBC53610	HYDRAULIC HOSE RH	1				
4	HPPD07100	HYD TEE FITTING	1				
5	FIT-0213	HYD BULKHEAD FIT	1				
6	CLP-01012	P CLIP	8				
7	SCW-4960	BUTTON SKT.HD SCREW	4				
10	WSH-0009	PLAIN WASHER	4				
11	NUT-0260	NYLOC NUT	4				



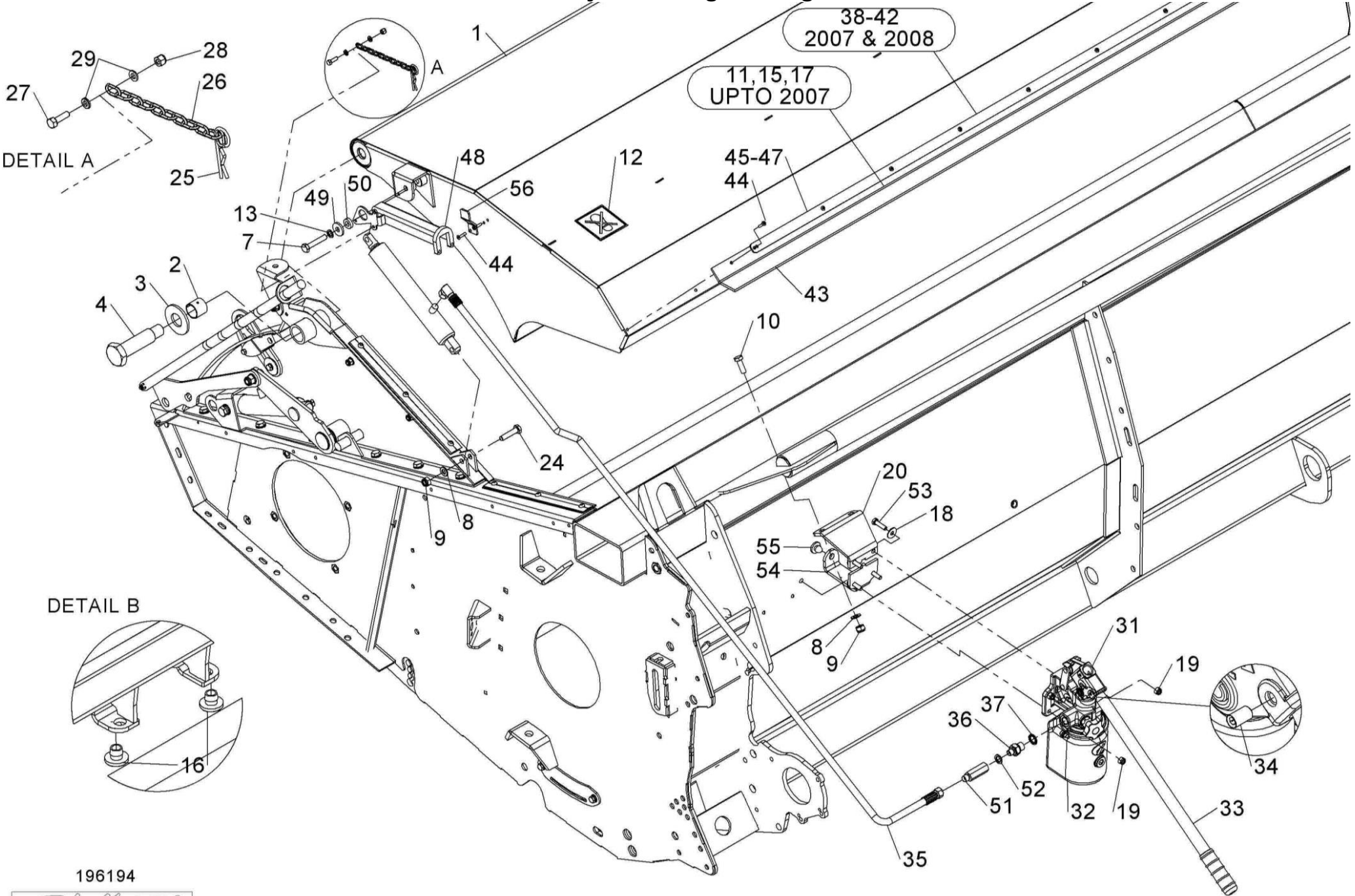
196193



Shelbourne Reynolds Engineering Limited

ASSY NUMBER: 196194 09				ASSY DESCRIPTION: TOP DOOR COWL ASSY 5.4(18')Cvs			
ITEM	PART NO	DESCRIPTION	QTY	ITEM	PART NO	DESCRIPTION	QTY
1	197307 01	COWL ASSY (2005 & ON)	1	35	HHCC10505	HYD HOSE ASSY (2015 & ON)	1
OR	194999 01	COWL ASSY (UPTO 2004)		OR	HHCC11505	HYD HOSE ASSY (2007 - 2014)	1
2	BSHK03056	BUSH	2	36	FIT-0025	MM ADPT (2015&ON)	1
3	192813 01	LARGE WASHER	2	OR	HAPAA0305	HYD REST (2007-2014)	
4	192812 01	COWL PIN	2	37	WSH-1010	DOWTY WASHER (2007&ON)	1
5	NIP-0001	GREASE ZERK (UPTO 2009)	2	38			
6	GSTA14406	GAS STRUTT (UPTO 2007)	2	39			
7	BLTA10380	BOLT	1	40			
8	WSH-0015	PLAIN WASHER	3	41			
9	NUT-0265	NYLOC NUT (2007&ON)	3	42			
10	HSS-0194	SETSCREW (2007&ON)	2	43	198066 03	SEALING STRIP (2007&ON)	1
11	EDS-11684	SEAL STRIP (UPTO 2007)	1	44	POP-0006	POP RIVET (2009&ON)	30
12	192718 01	TRANSFER	2	45	198067 04	CLAMP STRIP (704mm) (2011&ON)	1
13	WSH-0061	SPRING WASHER	1	46	198067 02	CLAMP STRIP (1194mm) (2011&ON)	3
14	197289 01	SEAL CLAMP PLATE (UPTO 2007)	1	47	198067 03	CLAMP STRIP (1104mm) (2011&ON)	1
15	197289 02	SEAL CLAMP PLATE (UPTO 2007)	4	48	198311 01	RAM STOP (2007 & ON)	1
16	197810 01	BUMP STOP	4	49	190119 75	WASHER (2007 & ON)	1
17	HSS-0140	SETSCREW (UPTO 2007)	14	50	190119 79	WASHER (2007 & ON)	1
18	WSH-1038	WASHER	4	51	HVB-93000	FLOW RESTRIC'R (2015&ON)	1
19	NUT-0263	NYLOC NUT	4	52	WSH-1005	DOWTY WSH (2015 & ON)	1
20	199831 01	HAND PUMP BRACKET (2015&ON)	1	53	HSS-0150	BOLT (2015 & ON)	4
OR	197607 01	HAND PUMP BRACKET (2007-2014)		54	199832 01	PUMP BRKT BTM (2015 & ON)	1
21				55	RUB-0330	RUBBER GROMMET (2015 & ON)	1
22				56	290373 01	HOOK (2017 & ON)	1
23							
24							
25	CLP-00103	R CLIP (2007-2017)	1				
26	CHN-0145	CHAIN (2007-2017)	0.17				
27	HSS-0086	SET SCREW (2007-2017)	1				
28	NUT-0260	NYLOC NUT (2007-2017)	1				
29	WSH-0009	PLAIN WASHER (2007-2017)	2				
30	197601 01	HYDRAULIC CYLINDER ASSY	1				
30a	RMSK00030	RAM SEAL KIT					
31	JAC-00227	HYD HAND PUMP (2015&ON)	1				
OR	JAC-00226	HYD HAND PUMP (2007-2014)	1				
32	JAC-00222	HYD RESEVOIR (2015&ON)	1				
OR	JAC-00221	HYD RESEVOIR (2007-2014)					
33	JAC-00230	JACK HANDLE (2007&ON)	1				
34	SCW-4530	GRUBSCREW (2007&ON)	1				

Shelbourne Reynolds Engineering Limited



DETAIL B

DETAIL A

11,15,17
UPTO 2007

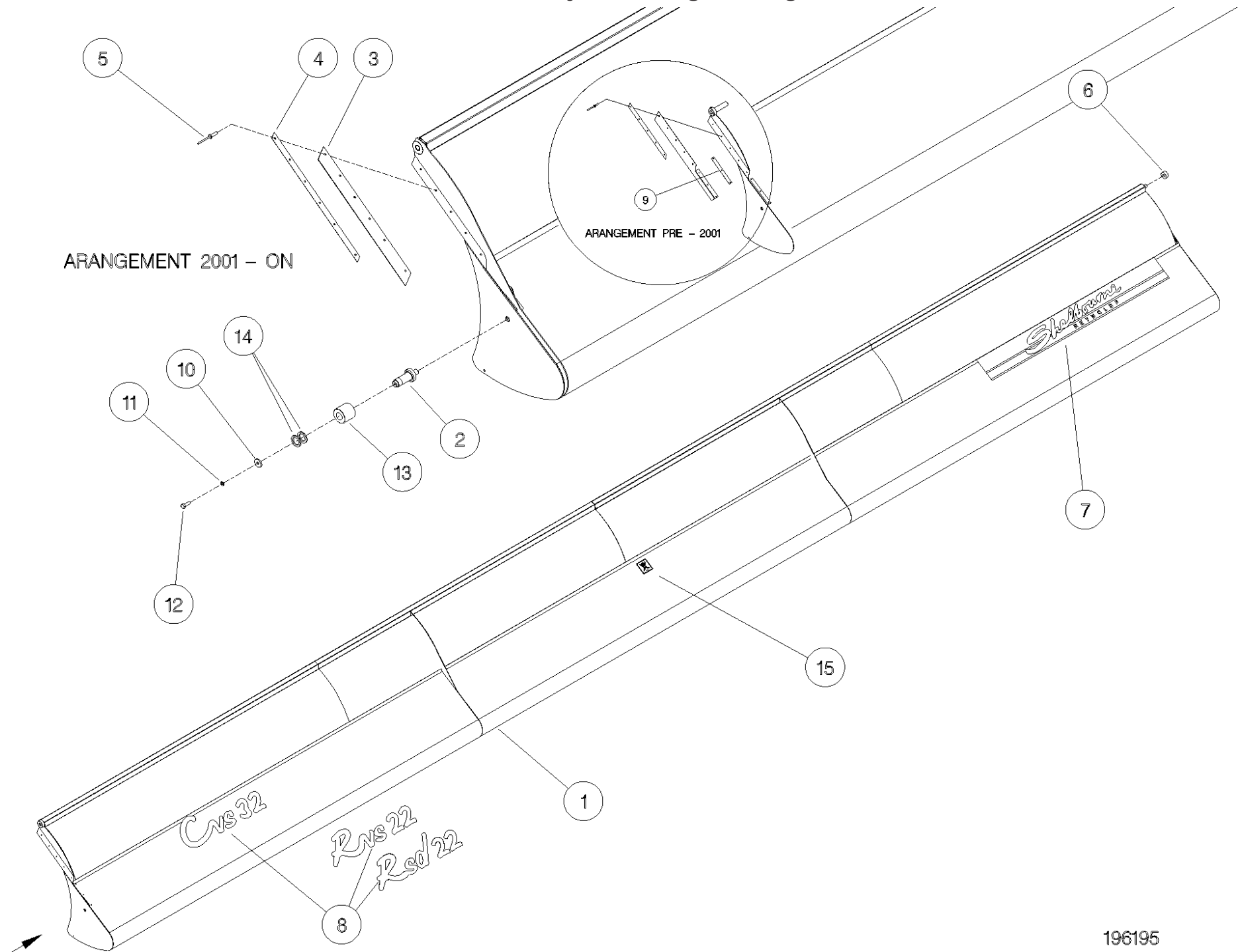
38-42
2007 & 2008

196194



Shelbourne Reynolds Engineering Limited

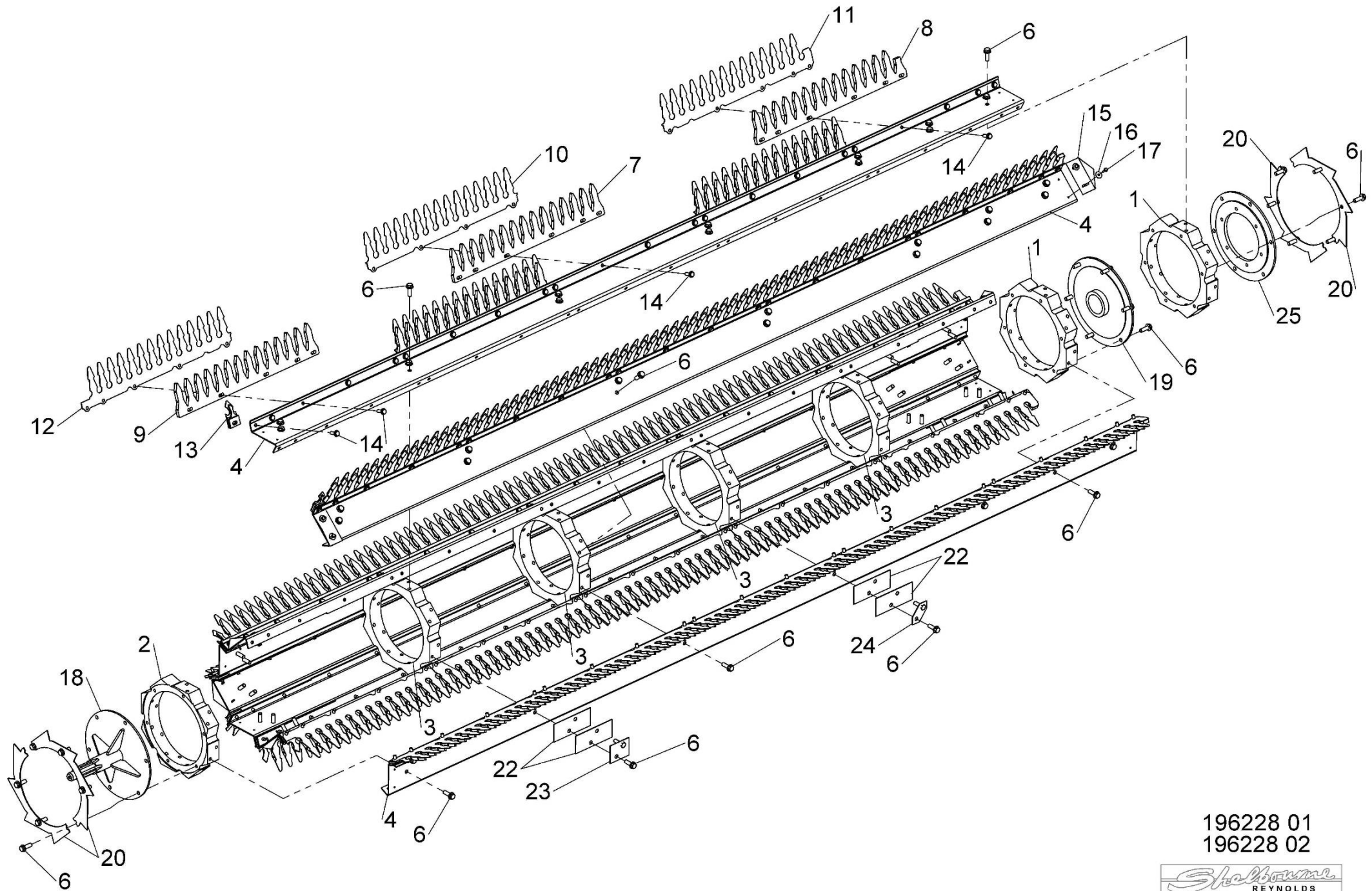
ASSY NUMBER: 196195 09				ASSY DESCRIPTION: 18'ADJ CROP DEFLECT SUB			
ITEM	PART NO	DESCRIPTION	QTY	ITEM	PART NO	DESCRIPTION	QTY
1	194902 01	ADJ.CROP DEFLECTOR	1				
2	195379 01	SPINDLE (2002 & ON)	2				
OR	192687 01	SPINDLE (UP TO 2001)	2				
3	195432 01	SEAL STRIP(2002 & ON)	2				
OR	195139 01	SEAL STRIP(UP TO 2001)	2				
4	195433 01	CLAMP STRIP(2002 & ON)	2				
OR	194485 01	CLAMP STRIP(UP TO 2001	2				
5	POP-0006	POP RIVET	12				
6	191642 01	ROLLER	2				
7	191981 01	EMBLEM(SHELBOURNE REYNOLDS)	1				
8	199015 08	EMBLEM(Cvs18) WHITE	1				
OR	194500 08	EMBLEM(Cvs18) RED	1				
9	195140 01	FRONT CLAMP STRIP(TO 2001)	2				
10	190119 08	PLAIN WASHER	2				
11	WSH-0058	SPRING WASHER	2				
12	HSS-0140	SETSCREW	2				
13	192688 01	NYLON ROLLER	2				
14	190119 20	WASHER (UPTO 2012)	4				
15	192718 01	TRANSFER	1				



Shelbourne Reynolds Engineering Limited

ASSY NUMBER: 196228 02				ASSY DESCRIPTION: STRIPPING ROTOR ASSY LH 3.0m			
ITEM	PART NO	DESCRIPTION	QTY	ITEM	PART NO	DESCRIPTION	QTY
1	192892 01	OUTER HUB CASTING LH	2	12a	197718 02	SEED SAVER LH CTR	8
2	192892 02	OUTER HUB CASTING RH	1	12b	291720 03	HEMP STRIPPING FINGER CTR	8
3	192892 03	INNER HUB CASTING	4	12c	193383 01	CENTRE SLOTTED ELEMENT	8
4	199620 01	ROTOR SECTION 3.0m	8	OR	193087 01	FOR SPARES, CUT AND MODIFY	8
OR	199620 04	SPARES COMMON 3.0m PANEL		12d	291146 03	HEMP HARDOX FINGER CTR (3mm)	8
5							
6	HSSG10204	TENSILOCK SETSCREW	130	13a	194109 01	CENTRE FINGER LH (AGGRESSIVE)	8
				13b	291724 01	HEMP SINGLE CTR FINGER LH	8
7a	193558 01	STANDARD ELEMENT	24	13c	198280 01	CENTRE FINGER LH (NON AGG)	8
7b	291725 01	HEMP SUPPORT FINGER 10mm THK	24	13d	292153 01	HEMP HARDOX CTR FINGER LH	8
7c	198829 01	ROTOR BACKING PLATE	40				
7d	291725 04	HEMP SUPPORT FINGER 8mm THK	24	14	HSSF08174	TENSILOCK SETSCREW	176
				15	192679 01	ANTI-WRAP PLATE	8
8a	193558 02	STANDARD ELEMENT END	8	16	WSH-1034	PENNY WASHER	16
OR	193558 01	FOR SPARES, CUT AND MODIFY	8	17	SCW-5180	SELF TAPPING SCREW	16
8b	291725 02	HEMP SUPPORT FINGER END 10mm	8	18	193103 01	CENTRE DRIVE SHAFT W/A	1
OR	291725 01	FOR SPARES, CUT AND MODIFY	8	19	197114 01	ROTOR DRIVE DISC W/A	1
8d	291725 05	HEMP SUPPORT FINGER END 8mm	8	20	192959 01	OUTER CLAMP RING	4
OR	291725 04	FOR SPARES, CUT AND MODIFY	8	21			
				22	193118 01	BALANCE WEIGHT (100G)	6
9a	193558 03	STANDARD ELEMENT CTR END	8	23	193118 02	BALANCE WEIGHT (50G)	2
OR	193558 01	FOR SPARES, CUT AND MODIFY	8	24	193382 01	BALANCE WEIGHT (25G)	1
9b	291725 03	HEMP SUPPORT FINGER CTR 10mm	8	25	197111 01	ROTOR DRIVE DISC	1
OR	291725 01	FOR SPARES, CUT AND MODIFY	8				
9d	291725 06	HEMP SUPPORT FINGER CTR 8mm	8		NOTE	197719 01 & 197718 02 ARE	
OR	291725 04	FOR SPARES, CUT AND MODIFY	8			CORRECT PARTS WHEN FINGERS SET	
						WITH FLANGES UP, i.e.,	
10a	197717 01	SEED SAVER CTR	24			AGGRESSIVE.	
10b	291720 01		24				
10c	193087 01	SLOTTED ELEMENT	24			WHEN FLANGES ARE DOWN, i.e.,	
10d	291146 01	HEMP HARDOX FINGER (3mm)	24			NON-AGGRESSIVE, USE 197719 02	
						& 198718 01.	
11a	197719 01	SEED SAVER LH END	8				
11b	291720 02	HEMP STRIPPING FINGER END	8				
11c	193384 01	END SLOTTED ELEMENT	8				
OR	193087 01	FOR SPARES, CUT AND MODIFY	8				
11d	291146 02	HEMP HARDOX FINGER END (3mm)	8				

Shelbourne Reynolds Engineering Limited



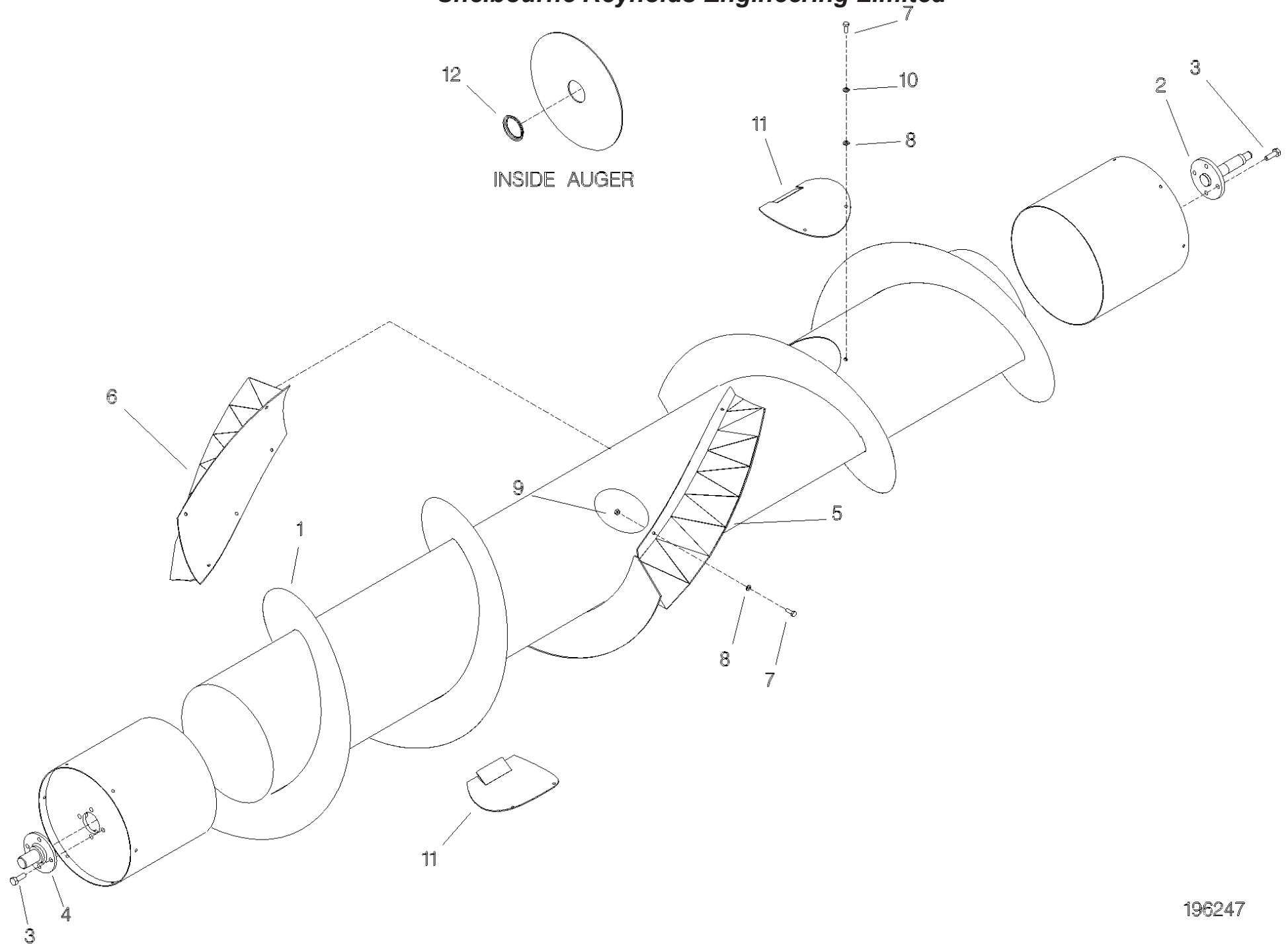
196228 01
196228 02

Shelbourne
REYNOLDS

Shelbourne Reynolds Engineering Limited

ASSY NUMBER: 196247 09				ASSY DESCRIPTION: 5.4mt BOLT ON PADDLE AUGER ASSY			
ITEM	PART NO	DESCRIPTION	QTY	ITEM	PART NO	DESCRIPTION	QTY
1	198133 01	AUGER W/A (STANDARD CTR FEED)	1				
OR	290962 01	AUGER W/A (RH END NARROW FEED)	1				
2	195848 01	AUGER DRIVE SHAFT	1				
3	HSSF12204	SET SCREW	8				
4	197704 02	IDLER SHAFT	1				
5	197620 01R	AUGER SPIRAL PADDLE LH	1				
6	197620 02R	AUGER SPIRAL PADDLE RH	1				
7	HSS-0145	HEX HEAD SCREW	18				
8	WSH-0012	PLAIN WASHER	18				
9	NUT-0263	NYLOC NUT	10				
10	WSH-0058	SPRING WASHER	8				
11	194472 01	INSPECTION COVER	2				
12	21709036	TUBE PLUG	2				

Shelbourne Reynolds Engineering Limited

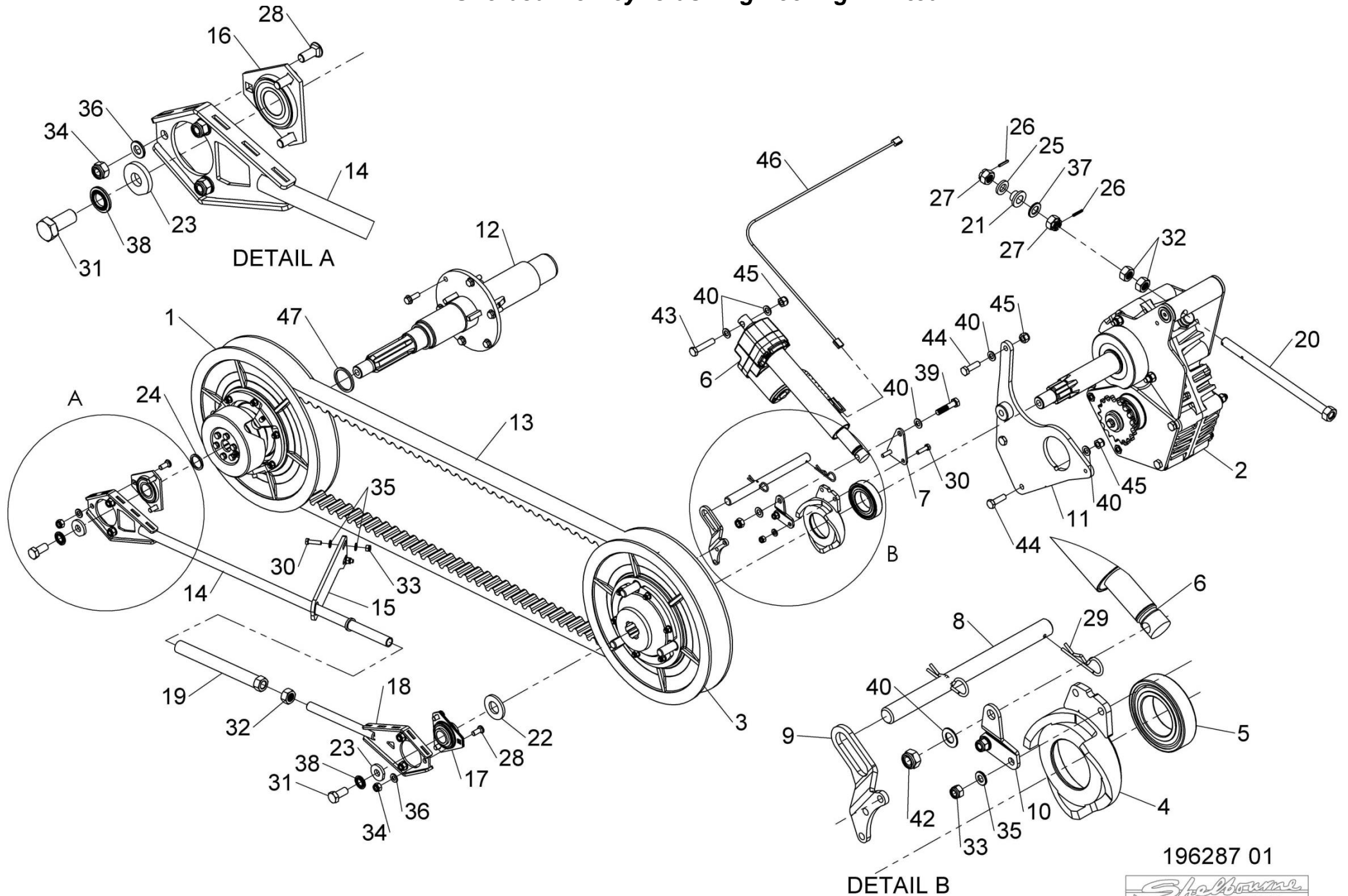


196247

Shelbourne Reynolds Engineering Limited

ASSY NUMBER: 196287 01				ASSY DESCRIPTION: VS DRIVE SUB			
ITEM	PART NO	DESCRIPTION	QTY	ITEM	PART NO	DESCRIPTION	QTY
1	KIT-01445	ROTOR PULLEY ASSY (2022 & ON) SEE KIT-01445 PAGE FOR PARTS BREAKDOWN	1	26	PIN-1620	ROLL PIN	2
OR	KIT-01399	ROTOR PULLEY ASSY (UPTO 2022) SEE KIT-01399 PAGE FOR PARTS BREAKDOWN	1	27	NUT-0580	CASTLE NUT	2
2	GEA-0058	INPUT GEARBOX ASSY SEE GEA-0058 PAGE FOR PARTS BREAKDOWN	1	28	BLT-3745	COACHBOLT	6
3	KIT-01386	REAR PULLEY ASSY SEE KIT-01386 PAGE FOR PARTS BREAKDOWN	1	29	CLP-00103	R CLIP	2
4	197120 01	ACTUATOR CAM W/A	1	30	HSS-0150	SETSCREW	4
5	BRG-15050N	BEARING	1	31	HSS-0315	SETSCREW	2
6	MOTE11008	ACTUATOR	1	32	NUT-0185	PLAIN NUT	3
7	198556 01	MOUNTING PLATE	1	33	NUT-0263	NYLOC NUT	4
8	197102 01	LOCATING BAR	1	34	NUT-0265	NYLOC NUT	6
9	199477 01	MOUNTING BRACKET	1	35	WSH-0012	PLAIN WASHER	6
10	198557 01	MOUNTING BRACKET	1	36	WSH-0015	PLAIN WASHER	6
11	290508 01	GEARBOX SUPPORT PLT W/A	1	37	WSH-0030	PLAIN WASHER	1
12	291704 01	DRIVE SHAFT (CVS**203230&ON)	1	38	WSHA30161	LOCKWASHER	2
OR	198223 01	DRIVE SHAFT (UPTO CVS**203230) SPARES FIT 291704 01 & 198800 03	1	39	BLTA12350	HEX.HEAD BOLT	1
13	BEL-27360C	VARI SPEED BLET (2020 & ON)	1	40	WSH-0018	PLAIN WASHER	6
OR	BEL-27357	VARI SPEED BELT (UP TO 2020 (CAN SUPPLY BEL-27360C)	1	41	WSH-0019	PLAIN WASHER (THIN)	1
14	198236 01	TIE BAR W/A	1	42	NUT-0270	NYLOC NUT (THIN)	1
15	290560 01	TIE ROD RETAINER	1	43	BLTA12380	HEX.HEAD BOLT	1
16	BRG-23000	BEARING	1	44	HSS-0250	SETSCREW	3
17	BRG-0240	BEARING	1	45	NUT-0269	NYLOC NUT	4
18	198232 01	TIE ROD END W/A	1	46	195050 07	LOOM & PLUG ASSY	1
19	198235 01	TIE ROD ADJUSTER W/A	1	47	198800 22	WASHER 60x51x4 (2020 & ON)	A/R
20	198029 04	GEARBOX ADJUSTER ROD	1				
21	198028 01	REAR SPRING BOSS	1				
22	190548 36	WASHER	1				
23	198800 48	WASHER	2				
24	198800 03	WASHER 40x31x8 (CVS**203230 & ON)	1				
OR	190548 56	WASHER 38x31x3 (UPTO CVS**203230)	1				
OR	190548 56	WASHER 38x31x3 (2020 & ON)	A/R				
25	190119 30	WASHER	1				

Shelbourne Reynolds Engineering Limited

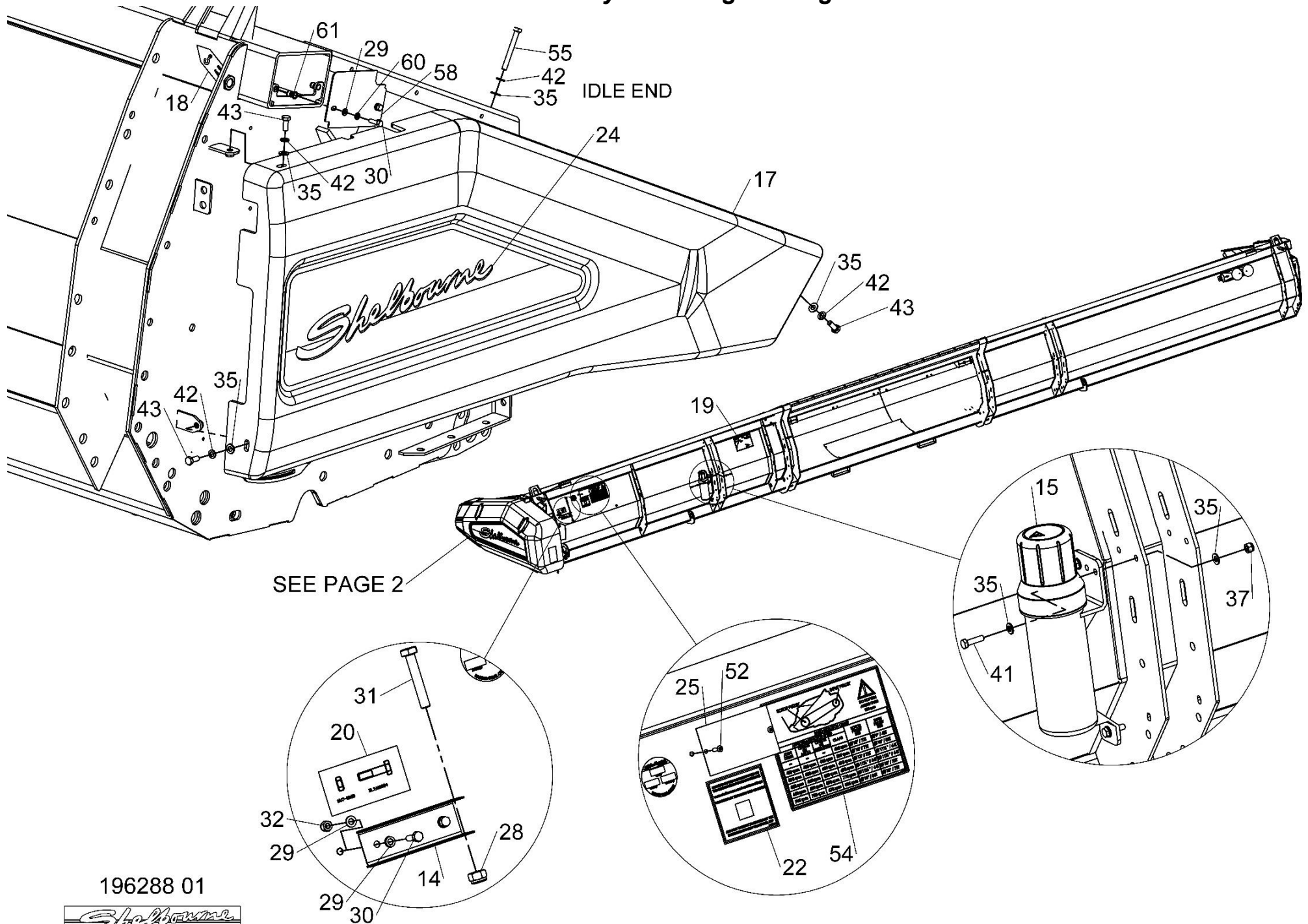


196287 01



Shelbourne Reynolds Engineering Limited

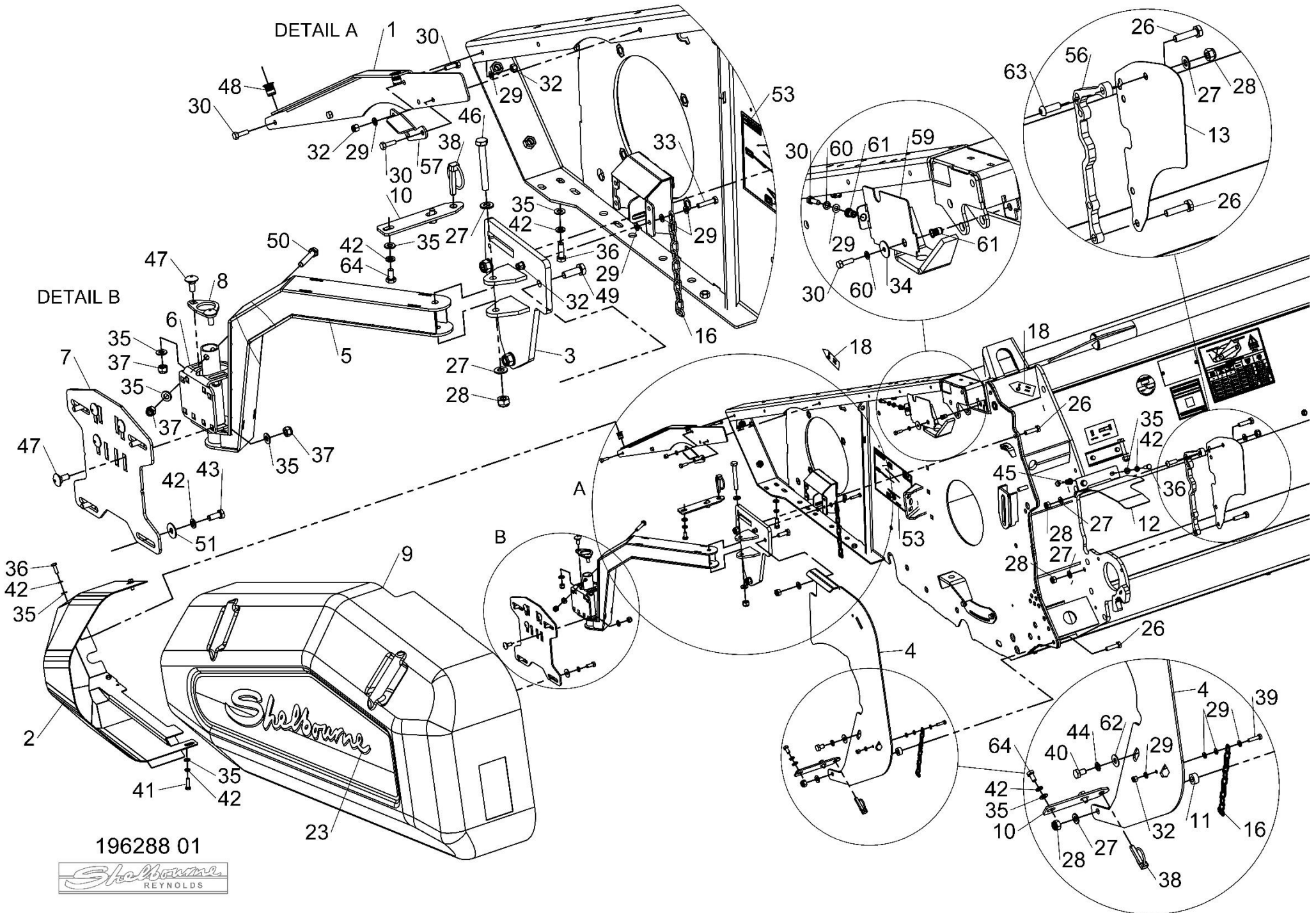
ASSY NUMBER: 196288 01				ASSY DESCRIPTION: EMBLEMS & GUARDS SUB			
ITEM	PART NO	DESCRIPTION	QTY	ITEM	PART NO	DESCRIPTION	QTY
1	290620 01	GUARD MOUNTING PLATE	1	40	HSS-0185	SETSCREW	1
2	290494 01	CORNER GUARD W/A	1	41	HSS-0150	SETSCREW	4
3	290512 01	PIVOT W/A	1	42	WSH-0058	SPRING WASHER	18
4	290496 01	GUARD MOUNTING PLATE	1	43	HSS-0140	SETSCREW	7
5	199998 01	ARM W/A	1	44	WSH-0061	SPRING WASHER	1
6	290118 01	PIVOT BRACKET	1	45	NUTA13087	NUTSERT	2
7	290119 01	MOUNTING PLATE	1	46	BLTA10500	HEX HEAD BOLT	1
8	290540 01	CLAMP BRACKET	1	47	BLT-4710	COACH BOLT	6
9	290000 01	LH DRIVE GUARD	1	48	NUTA13080	NUTSERT	2
10	290539 01	LOCATING PLATE	2	49	HSS-0194	SETSCREW	1
11	190119 19	WASHER	1	50	HSS-0155	SETSCREW	1
12	198288 01	GEARBOX COVER PLT	1	51	WSH-1038	PENNY WASHER	4
13	198254 01	INNER SHIELD PLT (RSD/CSD ONLY)	1	52	POP-0006	POP RIVET	2
14	191841 03	SHEAR BOLT HOLDER	1	53	290878 01	EMBLEM (DRIVE MAINTENANCE)	1
15	PCN-00100	MANUAL CANISTER	1	54	290910 01	EMBLEM (HTD SPEEDS, RSD ONLY)	1
16	CHN-0145	CHAIN	0.17m	OR	292044 01	EMBLEM (HTD SPEEDS, CSD ONLY)	1
16	CHN-0145	CHAIN	0.17m	55	HSSA08440	SETSCREW (2019 & ON)	1
17	290001 01	IDLE END GUARD	1	56	198253 01	INNER SHIELD RIB (RSD/CSD ONLY)	1
18	190702 04	EMBLEM (SLING POINT)	4	57	290880 01	GUARD SUPPORT (2019 & ON)	1
19	290879 01	EMBLEM (HEADER MAINTENANCE)	1	58	292023 01	TOP BEAM CAP (2021 & ON)	1
20	613205 01	EMBLEM (SHEARBOLT)	1	59	292027 01	TOP BEAM CAP RSD (2022 & ON)	1
21				OR	292023 01	TOP BEAM CAP RSD (2021 ONLY)	1
22	290150 01	EMBLEM (COMBINE SETTINGS)	1	OR	292027 01	TOP BEAM CAP CVS (2021 & ON)	1
23	290640 01	EMBLEM (SHELBOURNE)	1	60	WSH-0056	SPRING WASHER	4
24	290534 01	EMBLEM (SHELBOURNE)	1	61	NUTA13060	NUTSERT	4
25	290526 01	SERIAL NO. PLATE	1	62	WSHA10101	PENNY WASHER	1
26	HSS-0202	SETSCREW	5	63	SCW-0516	BUTT HEAD SCREW	1
27	WSH-0015	PLAIN WASHER	9	64	HSS-0135	SETSCREW	4
28	NUT-0265	NYLOC NUT	13				
29	WSH-0009	PLAIN WASHER	20				
30	HSS-0086	SETSCREW	10				
31	BLTA10384	HEX HEAD BOLT	5				
32	NUT-0260	NYLOC NUT	8				
33	HSS-0092	SETSCREW	1				
34	WSH-1036	PENNY WASHER	2				
35	WSH-0012	PLAIN WASHER	27				
36	HSS-0145	SETSCREW	5				
37	NUT-0263	NYLOC NUT	10				
38	PIN-01950	LYNCH PIN	2				
39	HSS-0088	SETSCREW	1				



196288 01

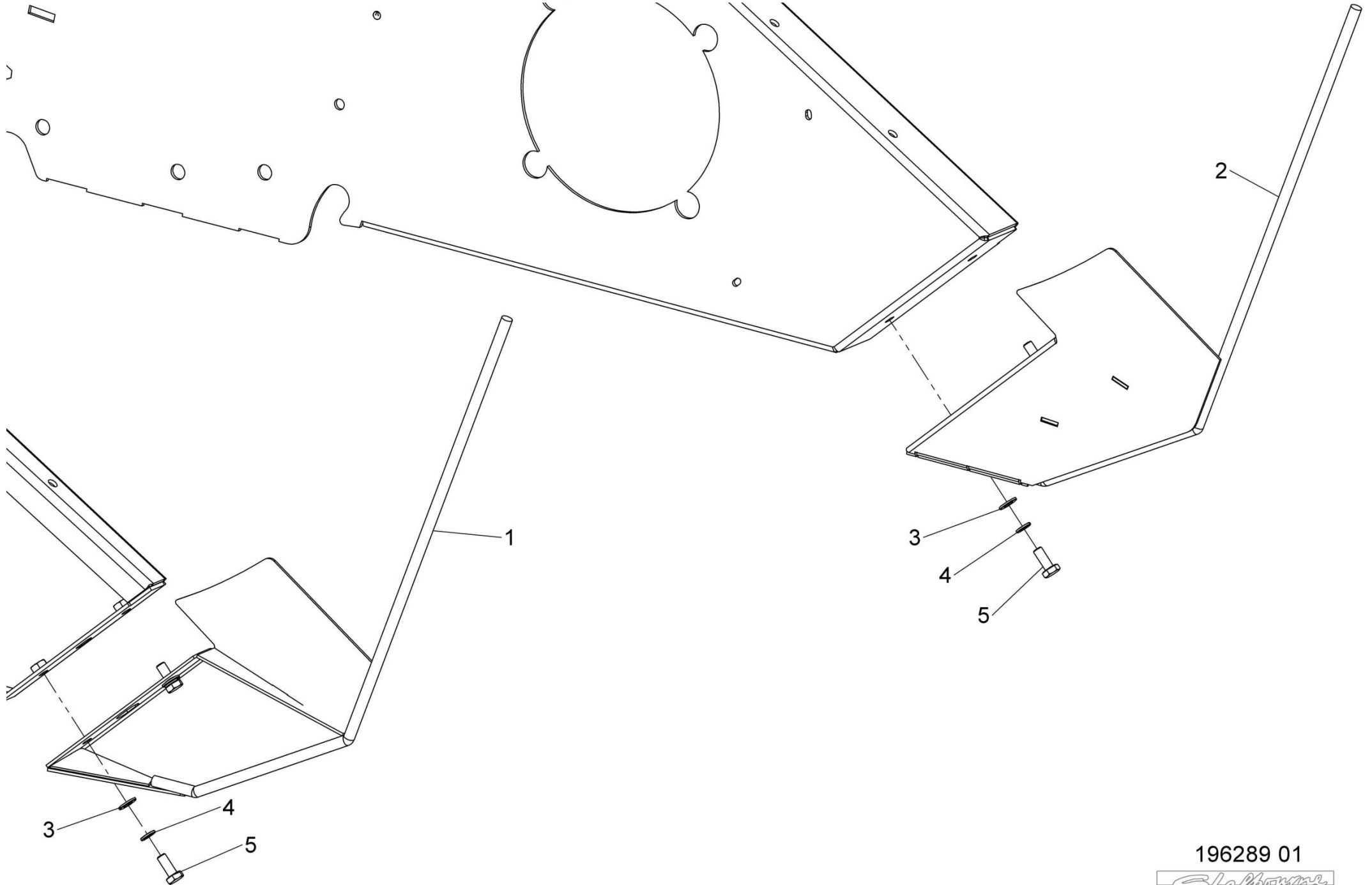


Shelbourne Reynolds Engineering Limited



Shelbourne Reynolds Engineering Limited

ASSY NUMBER: 196289 01				ASSY DESCRIPTION: DIVIDER SUB ASSY			
ITEM	PART NO	DESCRIPTION	QTY	ITEM	PART NO	DESCRIPTION	QTY
1	194501 02	RH DIVIDER W/A	1				
2	290480 01	LH DIVIDER W/A	1				
3	WSH-0015	PLAIN WASHER	4				
4	WSH-0061	SPRING WASHER	4				
5	HSS-0191	SET SCREW	4				

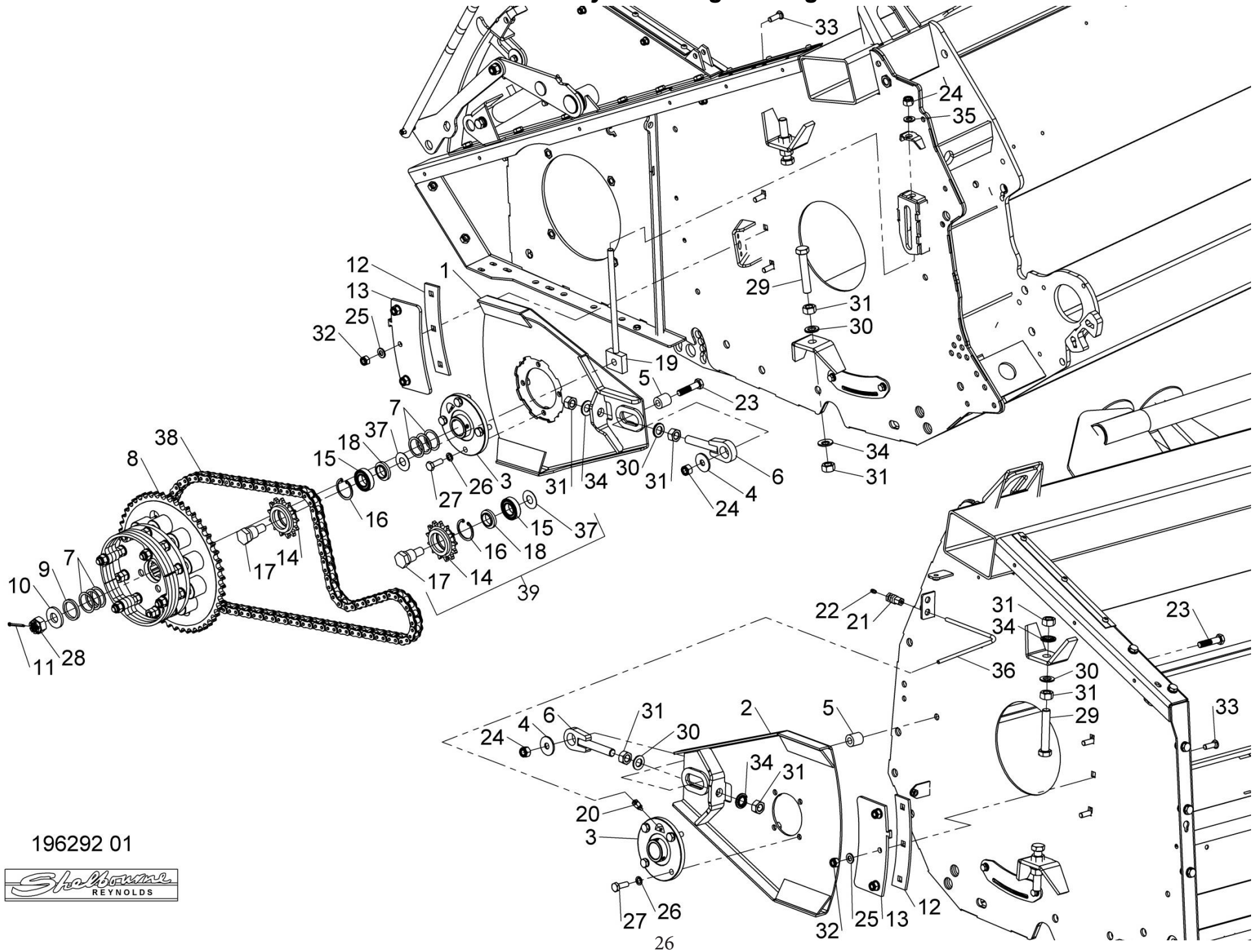


196289 01

Shelbourne Reynolds Engineering Limited

ASSY NUMBER: 196292 01				ASSY DESCRIPTION: AUGER MTG SUB ASSY			
ITEM	PART NO	DESCRIPTION	QTY	ITEM	PART NO	DESCRIPTION	QTY
1	290353 01	AUGER ADJUSTER PLT (LH) W/A	1	OR	CHN-01992	CHAIN (111 LINKS)FOR 22T SPRKT	1
2	290368 01	AUGER ADJUSTER PLT (RH) W/A	1	38a	CHN-01910	CHAIN HALF LINK	
3	BRG-23560	BEARING	2	38b	CHN-01901	JOINING LINK	
4	190119 26	WASHER	2	39	KIT-00112	SPARES IDLER SPROCKET ASSY KIT	
5	290363 01	SPACER	2			INC ITEMS 14,15,16,17,18 & 37	
6	290360 01	ADJUSTER W/A	2				
7	190119 95	WASHER	6				
8	KIT-00123	AUGER DRIVE CLUTCH	1				
		SEE KIT-00123 PAGE					
		FOR PARTS BREAKDOWN					
9	190119 82	WASHER	1				
10	190119 47	WASHER	1				
11	PIN-1150	SPLIT PIN	1				
12	200407 01	SUPPORT PLATE	2				
13	200408 01	OVERLAP PLATE	2				
14	131041 01	IDLER SPROCKET	2				
15	BRG-1995	BEARING	2				
16	CIR-0470	INTERNAL CIRCLIP	2				
17	190060 11	IDLER SPINDLE	2				
18	191040 01	SPACER	2				
19	290510 01	CHAIN ADJUSTER W/A	1				
20	LUB-00046	STRAIGHT ADAPTOR	1				
21	LUB-00052	BULKHEAD STRAIGHT	1				
22	NIP-00600	GREASE NIPPLE	2				
23	BLTA12380	HEX.HEAD BOLT	2				
24	NUT-0269	NYLOC NUT	3				
25	WSH-0015	PLAIN WASHER	6				
26	WSH-0061	SPRING WASHER	8				
27	HSS-0194	SETSCREW	8				
28	NUT-0580	CASTLE NUT	1				
29	HSS-0330	SETSCREW	4				
30	WSH-0024	PLAIN WASHER	6				
31	NUT-0180	PLAIN NUT	12				
32	NUT-0265	NYLOC NUT	6				
33	BLT-3750	COACH BOLT	6				
34	WSHA30161	LOCKWASHER	6				
35	WSH-0018	PLAIN WASHER	1				
36	LUB-00044	GREASE TUBE	0.35m				
37	190548 04	SHIM	A/R				
38	CHN-01991	CHAIN (99 LINKS c/w JOINER)	1				

Shelbourne Reynolds Engineering Limited

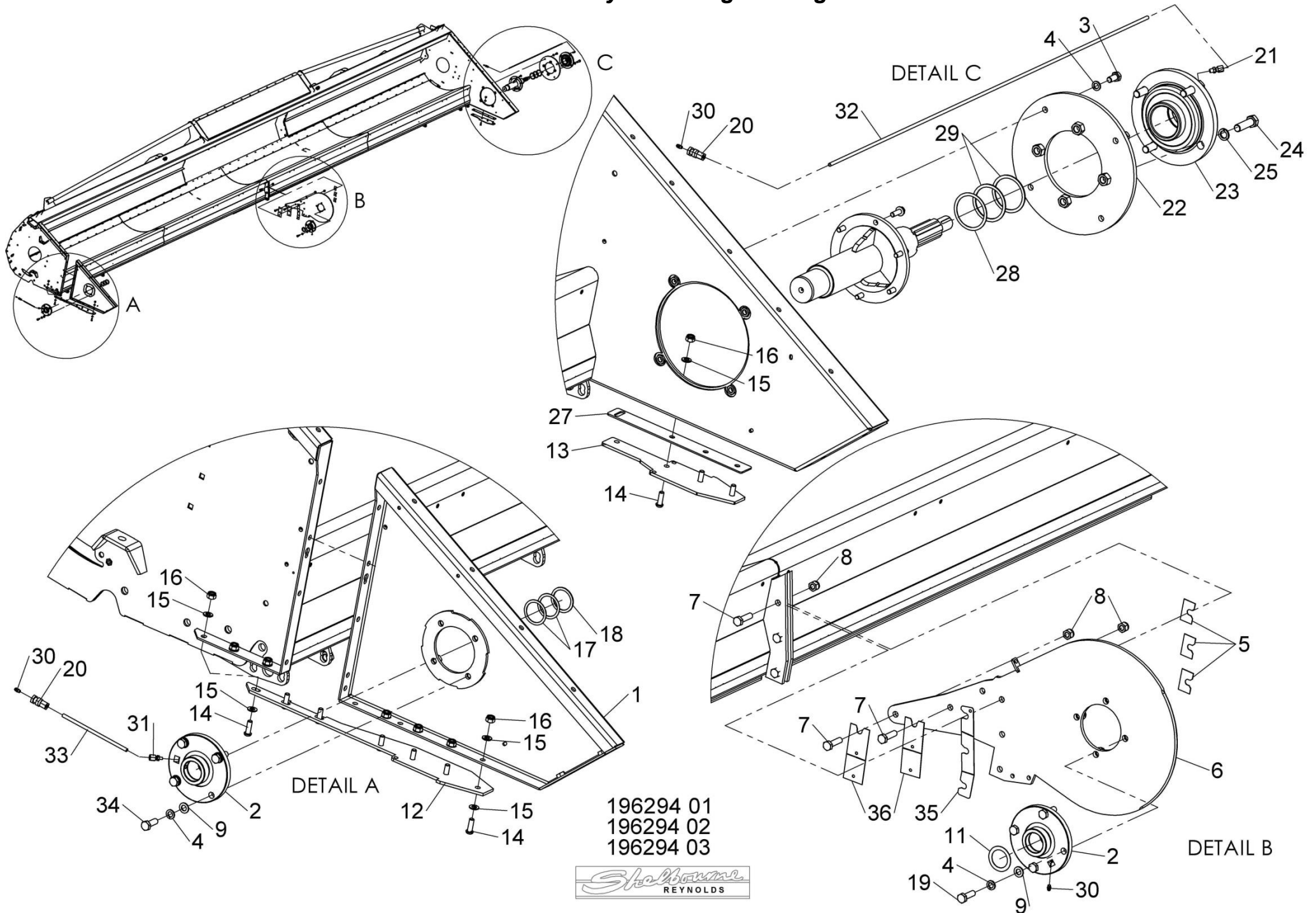


196292 01

Shelbourne Reynolds Engineering Limited

ASSY NUMBER: 196294 02				ASSY DESCRIPTION: ROTOR MTG SUB ASSY CVS (70mm SHAFT)			
ITEM	PART NO	DESCRIPTION	QTY	ITEM	PART NO	DESCRIPTION	QTY
1	194915 01	RH SIDE PLATE W/A	1				
2	BRG-3275	BEARING	2				
3	HSS-0235	SETSCREW	4				
4	WSH-0065	SPRING WASHER	12				
5	194401 01	SHIM	3				
6	194400 01	DIVISION PLATE (CHAMFER)	1				
7	BLTA12290	BOLT	5				
8	NUTA07120	AERO-TIGHT NUT	5				
9	WSH-0018	PLAIN WASHER	8				
10							
11	194128 03	SHIM (1mm)	A/R				
12	194404 01	DIVIDING PLATE RH	1				
13	290518 01	DIVIDING PLATE LH	1				
14	SCW-0516	BUTTON HD SCREW	10				
15	WSH-0015	PLAIN WASHER	13				
16	NUT-0265	NYLOC NUT	10				
17	192876 01	SHIM (1mm)	A/R				
18	192876 02	SHIM (2mm)	A/R				
19	HSS-0250	SETSCREW	4				
20	LUB-00052	BULKHEAD	2				
21	LUB-00045	STRAIGHT ADAPTOR	1				
22	198122 01	BEARING SUPPORT	1				
23	BRG-27040	BEARING	1				
24	HSS-0318	SETSCREW (2021 & ON)	4				
OR	HSS-0319	SETSCREW (UPTO 2021)	4				
25	WSH-0070	SPRING WASHER (2021 & ON)	4				
OR	WSH-0024	PLAIN WASHER (UPTO 2021)	4				
26	NUT-0271	NYLOC NUT (UPTO 2021)	4				
27	290519 01	FOOT PACKER PLATE	1				
28	190548 73	WASHER	2				
29	190548 74	WASHER	2				
30	NIP-00600	GREASE NIPPLE	2				
31	LUB-00046	STRAIGHT ADAPTOR	1				
32	LUB-00044	GREASE TUBE	0.35m				
33	LUB-00044	GREASE TUBE	1.25m				
34	HSS-0241	SETSCREW	4				
35	199889 01	SHIM 1mm	A/R				
OR	199889 02	SHIM 2mm	A/R				
36	199890 01	SHIM 1mm	A/R				
OR	199890 02	SHIM 2mm	A/R				

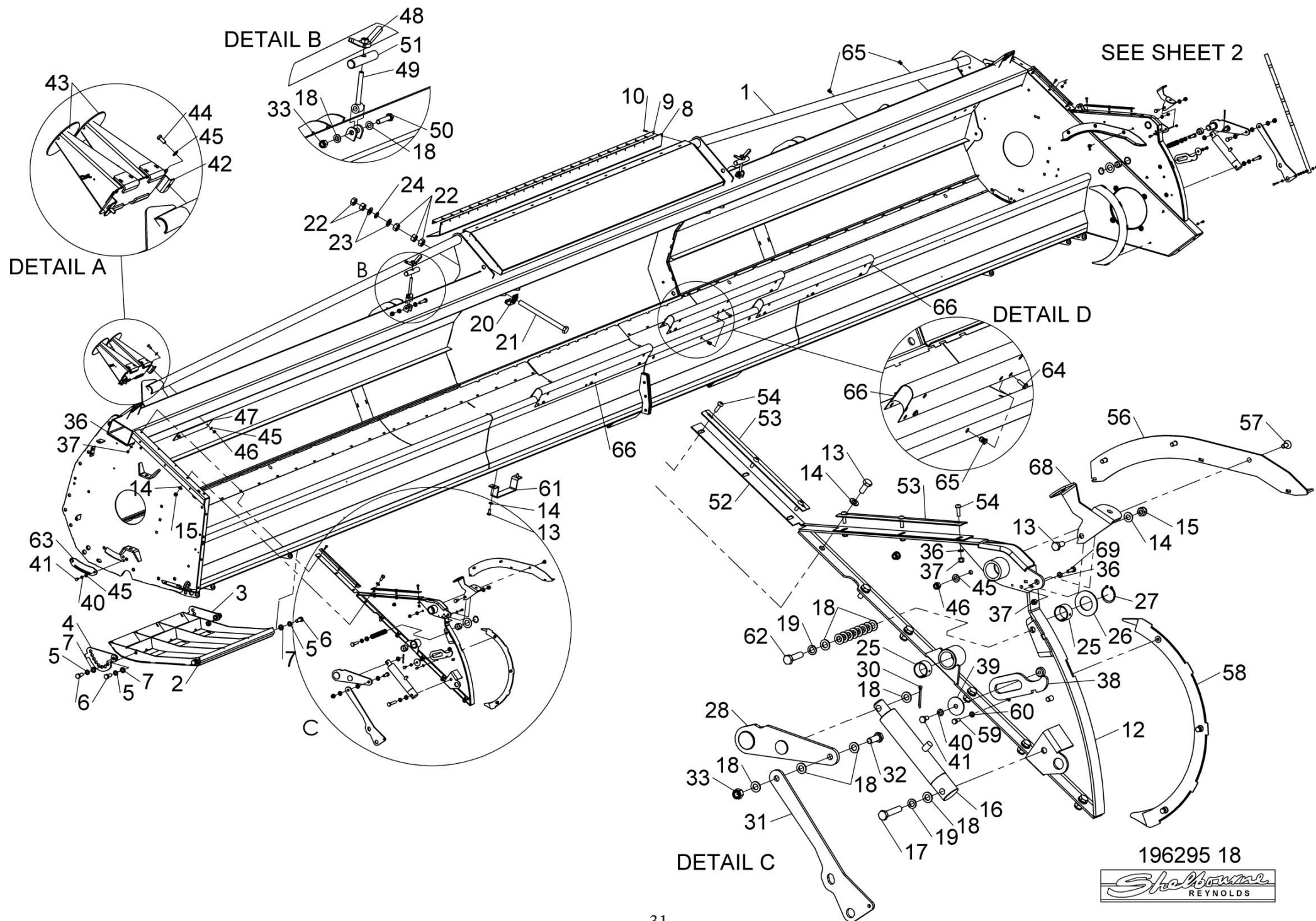
Shelbourne Reynolds Engineering Limited

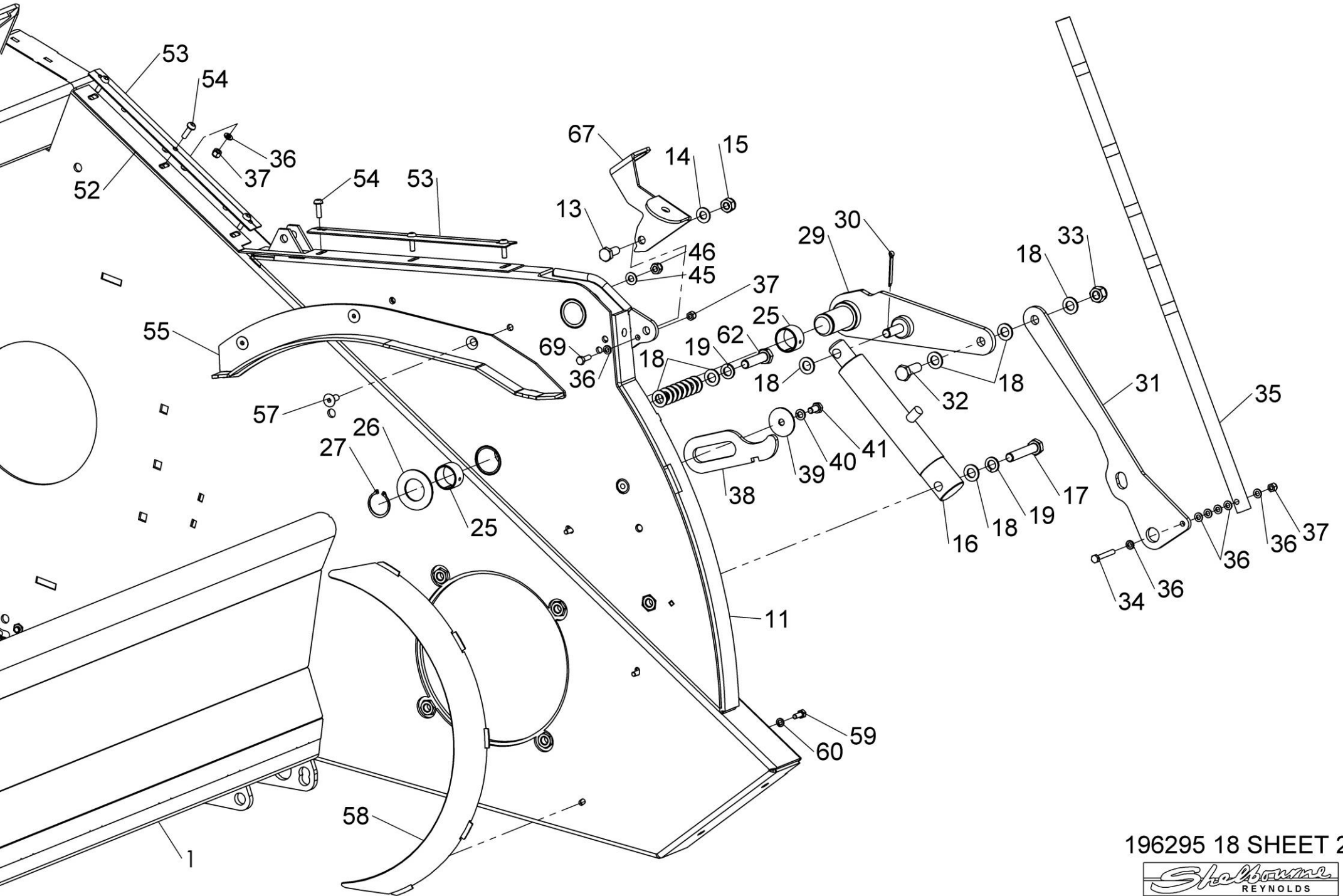


Shelbourne Reynolds Engineering Limited

ASSY NUMBER: 196295 18				ASSY DESCRIPTION: Cvs18 FRAME & PARTS SUB ASSY			
ITEM	PART NO	DESCRIPTION	QTY	ITEM	PART NO	DESCRIPTION	QTY
1	290830 01	CVS18 MAINFRAME W/A	1	39	190119 05	WASHER	2
2	194395 01	SKID W/A	2	40	WSH-0058	SPRING WASHER	6
3	193828 01	SKID ADJUSTER LH	2	41	HSS-0135	SETSCREW	6
4	193828 02	SKID ADJUSTER RH	2	42	193221 01	HEADER STAND BRACKET	1
5	WSHA30161	LOCK WASHER (2019 & ON)	12	43	290520 01	HEADER STAND	2
OR	WSH-0070	SPRING WASHER (UP TO 2019)	12	44	HSS-0140	SETSCREW	2
6	HSS-0317	SETSCREW	12	45	WSH-0012	PLAIN WASHER	14
7	WSH-0024	PLAIN WASHER (UP TO 2019)	12	46	NUT-0263	NYLOC NUT	8
8	194545 01	RUBBER SEAL	1	47	195541 01	BACKING PLATE	1
9	194493 01	CLAMP STRIP	1	48	193244 01	RETAINING NUT	2
10	POP-0006	POP RIVET	25	49	193248 01	RETAINING SCREW	2
11	194913 01	TOP SIDE PLATE LH	1	50	BLTA12380	BOLT	2
12	194913 02	TOP SIDE PLATE RH	1	51	193251 01	RETAINING BAR	2
13	HSS-0191	SETSCREW	18	52	194000 01	RUBBER SEAL	2
14	WSH-0015	PLAIN WASHER	30	53	199567 01	CLAMP STRIP	4
15	NUT-0265	NYLOC NUT	14	54	SCW-4960	BUTT HD SCREW	12
16	195075 01	HYDRAULIC RAM	2	55	194385 01	RUNNER ASSY LH	1
16a	RMSK00030	RAM SEAL KIT		56	194385 02	RUNNER ASSY RH	1
17	BLTA12410	BOLT	2	57	SCW-1735	CSK SOCKET HD SCW	6
18	WSH-0018	PLAIN WASHER	32	58	193363 01	ROTOR DEFLECTOR	2
19	WSH-0065	SPRING WASHER	4	59	HSS-0084	SETSCREW	6
20	194987 01	LOCKING ASSY	2	60	WSH-0056	SPRING WASHER	6
21	HSSA24994	SETSCREW	2	61	195126 01	STRAP	2
22	NUT-0190	PLAIN NUT	10	62	HSS-0260	BOLT (SHIPPING ONLY)	2
23	WSH-0036	PLAIN WASHER	4	63	195844 01	COVER PLATE	2
24	190548 62	WASHER	2	64	HSSF08174	TENSILOCK SETCREW	12
25	BSHK03047	BUSH	4	65	NUTA13080	NUTSERT	12
26	WSH-1547	PLAIN WASHER	2	66	290372 01	SPILL PLATE	2
27	CIR-1150	CIRCLIP	2	67	198958 01	LH LIGHT BRACKET	1
28	194538 06	LIFT ARM LH	1	68	198958 02	RH LIGHT BRACKET	1
29	194538 07	LIFT ARM RH	1	69	HSS-0086	SETSCREW	2
30	PIN-1150	SPLIT PIN	2				
31	194537 01	LINK ARM	2				
32	HSS-0241	SETSCREW	2				
33	NUT-0269	NYLOC NUT	4				
34	HSSA06290	SETSCREW	1				
35	192494 01	NOSE HEIGHT INDICATOR ROD	1				
36	WSH-0009	PLAIN WASHER	21				
37	NUT-0260	NYLOC NUT	15				
38	192809 01	NOSE STOP LATCH	2				

Shelbourne Reynolds Engineering Limited

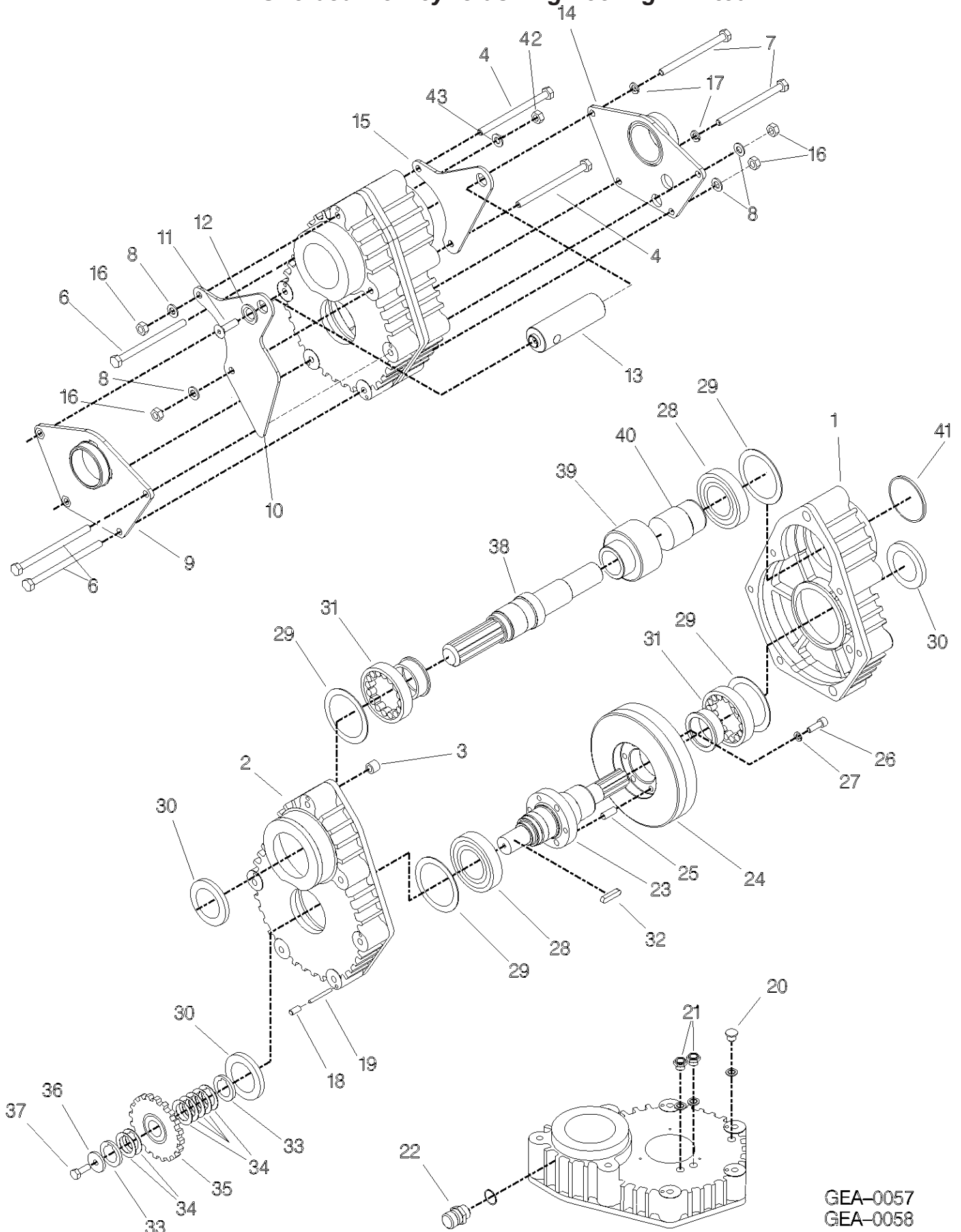




Shelbourne Reynolds Engineering Limited

ASSY NUMBER: GEA-0058				ASSY DESCRIPTION: INPUT GEARBOX ASSY VARIABLE SPEED			
ITEM	PART NO	DESCRIPTION	QTY	ITEM	PART NO	DESCRIPTION	QTY
1	197619 03	CASE HALF (PTO SIDE)	1	OR	192768 08	AUGER DRIVE SPROCKET (13T)	1
2	197619 02	CASE HALF (PULLEY SIDE)	1	OR	192768 20	AUGER DRIVE SPROCKET (12T)	1
3	192598 01	DOWEL	3	36	190548 01	RETAINING WASHER	1
4	BLTA12810	HEX HEAD BOLT	2	37	HSSF10174	HEX HD SCREW	1
5				38	194964 01	PINION SHAFT	1
6	BLTA12750	HEX HEAD BOLT	3	39	193599 09	PINION GEAR (32 TOOTH)	1
7	BLT-2276	HEX.HEAD BOLT	2	OR	193599 11	PINION GEAR (34 TOOTH)	1
8	WSH-0018	PLAIN WASHER	4	OR	193599 12	PINION GEAR (30 TOOTH)	1
9	198021 01	G/BOX MTG PLT LH	1	OR	193599 13	PINION GEAR (36 TOOTH)	1
10	198026 01	G/BOX ADJ PLT LH	1	40	195526 01	SLEEVE	1
11	SCW-1930	CSK SKT HD SCREW	2	41	SEAZ09000	CORE PLUG SEAL	1
12	198024 01	CSK WASHER	2	42	NUT-0270	NYLOC NUT (THIN)	1
13	198023 01	GEARBOX ADJUSTER	1	43	WSH-0019	PLAIN WASHER (FORM B)	1
14	198022 01	G/BOX MTG PLT RH	1				
15	198025 01	G/BOX ADJ PLT RH	1				
16	NUT-0269	NYLOC NUT	4		GEA-0058CNH	SPARES GEARBOX ASSY C/W 35T & 34T GEARS	
17	WSHA20121	SHAKEPROOF WASHER	2		GEA-0058JD/CIH	SPARES GEARBOX ASSY C/W 37T & 32T GEARS	
18	SCW-4535	GRUBSCREW	3		GEA-0058LEX	SPARES GEARBOX ASSY C/W 33T & 36T GEARS	
19	192597 01	JACKING ROD	3				
20	FIT-0253	DRAIN PLUG	1				
21	FITD00005	SIGHT GLASS/SEAL	2				
22	FIT-0255	BREATHER	1				
23	192591 01	INPUT SHAFT	1				
24	192592 09	INPUT GEAR (37 TOOTH)	1				
OR	192592 11	INPUT GEAR (35 TOOTH)	1				
OR	192592 12	INPUT GEAR (39 TOOTH)	1				
OR	192592 13	INPUT GEAR (33 TOOTH)	1				
25	PIN-61217	DOWEL PIN	3				
26	SCW-0196	CAP HEAD SCREW	3				
27	WSH-0061	SPRING WASHER	3				
28	BRG-7040	BEARING	2				
29	192596 01	RING	4				
30	SEA-0590	SHAFT SEAL	3				
31	BRG-16080	SUPPORT	2				
32	K1008045	KEY	1				
33	191692 01	SPACER	2				
34	191692 02	SPACER	7				
35	192768 18	AUGER DRIVE SPROCKET (18T)	1				
OR	192768 04	AUGER DRIVE SPROCKET (16T)	1				
OR	192768 16	AUGER DRIVE SPROCKET (15T)	1				
OR	192768 10	AUGER DRIVE SPROCKET (22T)	1				
						ABOVE SPARE GEARBOX ASSY DO NOT INCLUDE MOUNTING PLATES & AUGER SPROCKET, ITEMS, 9,10,11, 12,13,14,15,33,34,35,36 & 37	

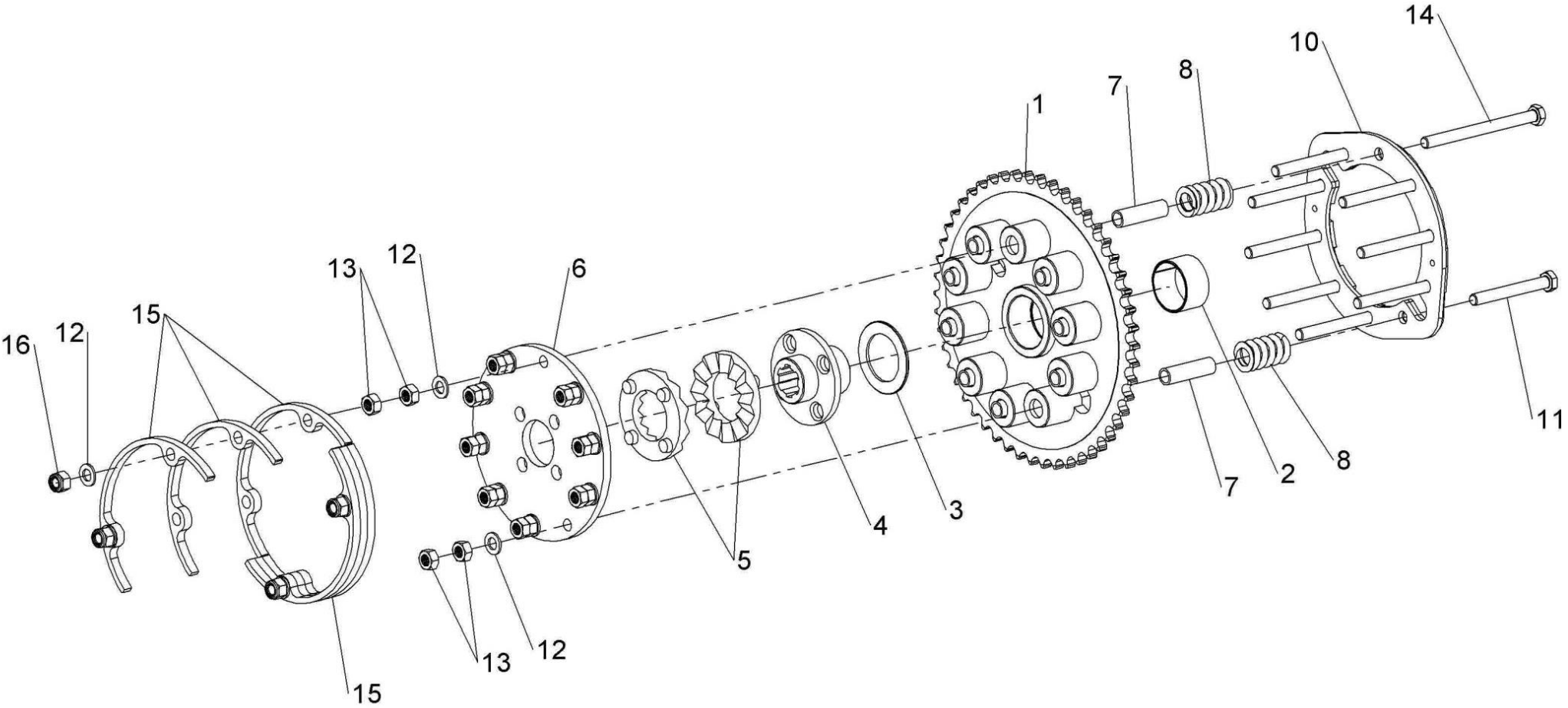
Shelbourne Reynolds Engineering Limited



GEA-0057
GEA-0058

Shelbourne Reynolds Engineering Limited

ASSY NUMBER: KIT-00123				ASSY DESCRIPTION: AUGER SLIP CLUTCH (10 SPRING)			
ITEM	PART NO	DESCRIPTION	QTY	ITEM	PART NO	DESCRIPTION	QTY
1	290418 01	50T SPROCKET ASSY	1				
2	BSHK05056	BUSH	1				
3	192008 02	THRUST WASHER	1				
4	195850 01	SPLINED CLUTCH HUB	1				
5	131005	CLUTCH PLATE	2				
6	290335 01	DRIVE DISC	1				
7	131073 04	SPACER	10				
8	131063	SPRING	10				
9							
10	290336 01	LOCKING RING	1				
11	BLT-2270	BOLT	6				
12	WSH-0018	PLAIN WASHER	14				
13	NUT-0170	PLAIN NUT	20				
14	HSSA12710	SETSCREW	4				
15	290403 01	BELT SLIPPER	6				
16	NUT-0269	NYLOC NUT	4				

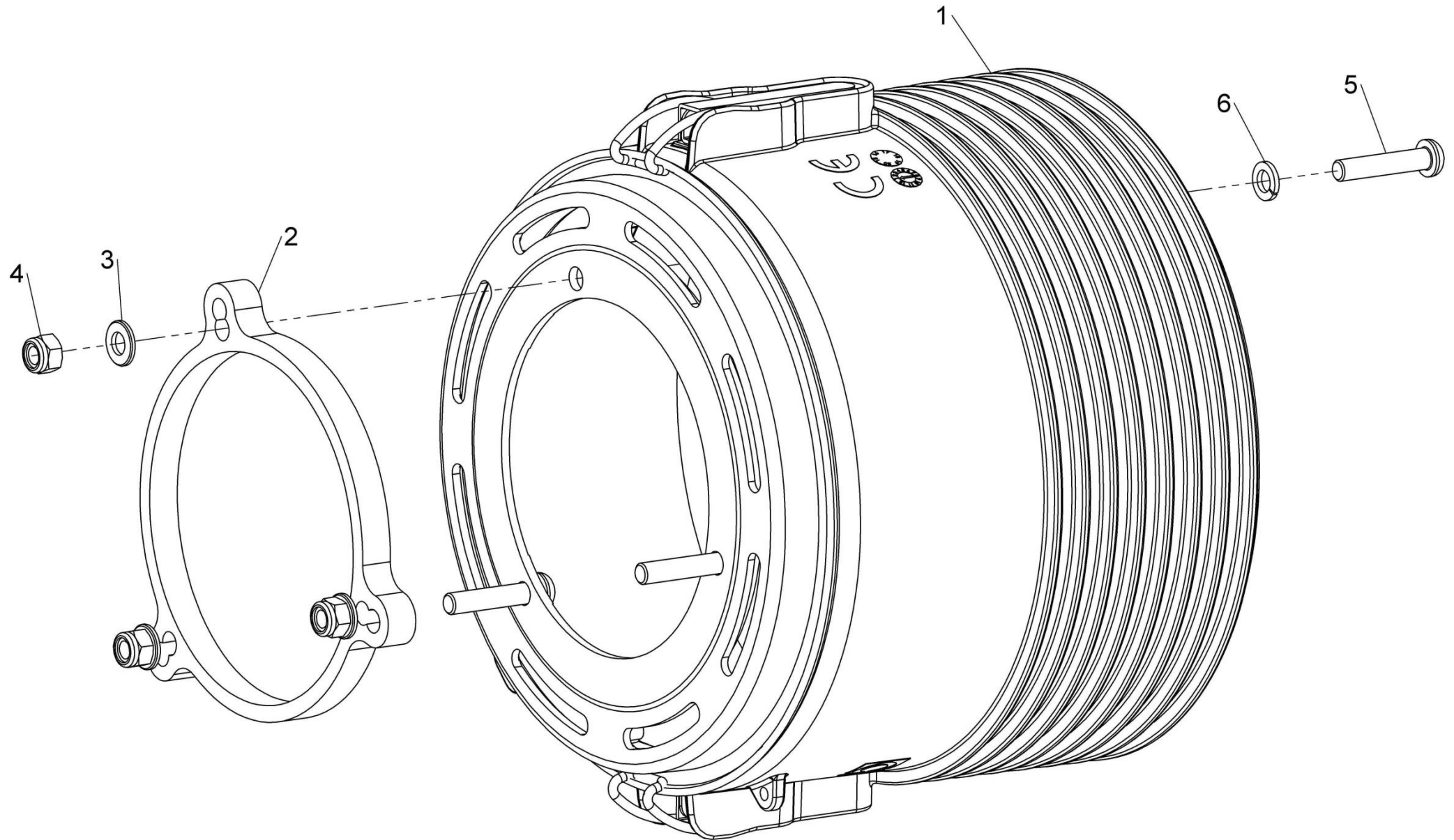


KIT-00123



Shelbourne Reynolds Engineering Limited

ASSY NUMBER: KIT-00530				ASSY DESCRIPTION: PTO CONE KIT			
ITEM	PART NO	DESCRIPTION	QTY	ITEM	PART NO	DESCRIPTION	QTY
1	290626 01	PTO CONE	1				
2	199741 01	CONE SPACER	1				
3	WSH-0012	PLAIN WASHER (UPTO 2020)	2				
4	NUT-0263	NYLOC NUT (UPTO 2020)	3				
5	SCBA08260	BUTT. HD SCREW	3				
6	WSH-0058	SPRING WASHER (2020 & ON)	3				

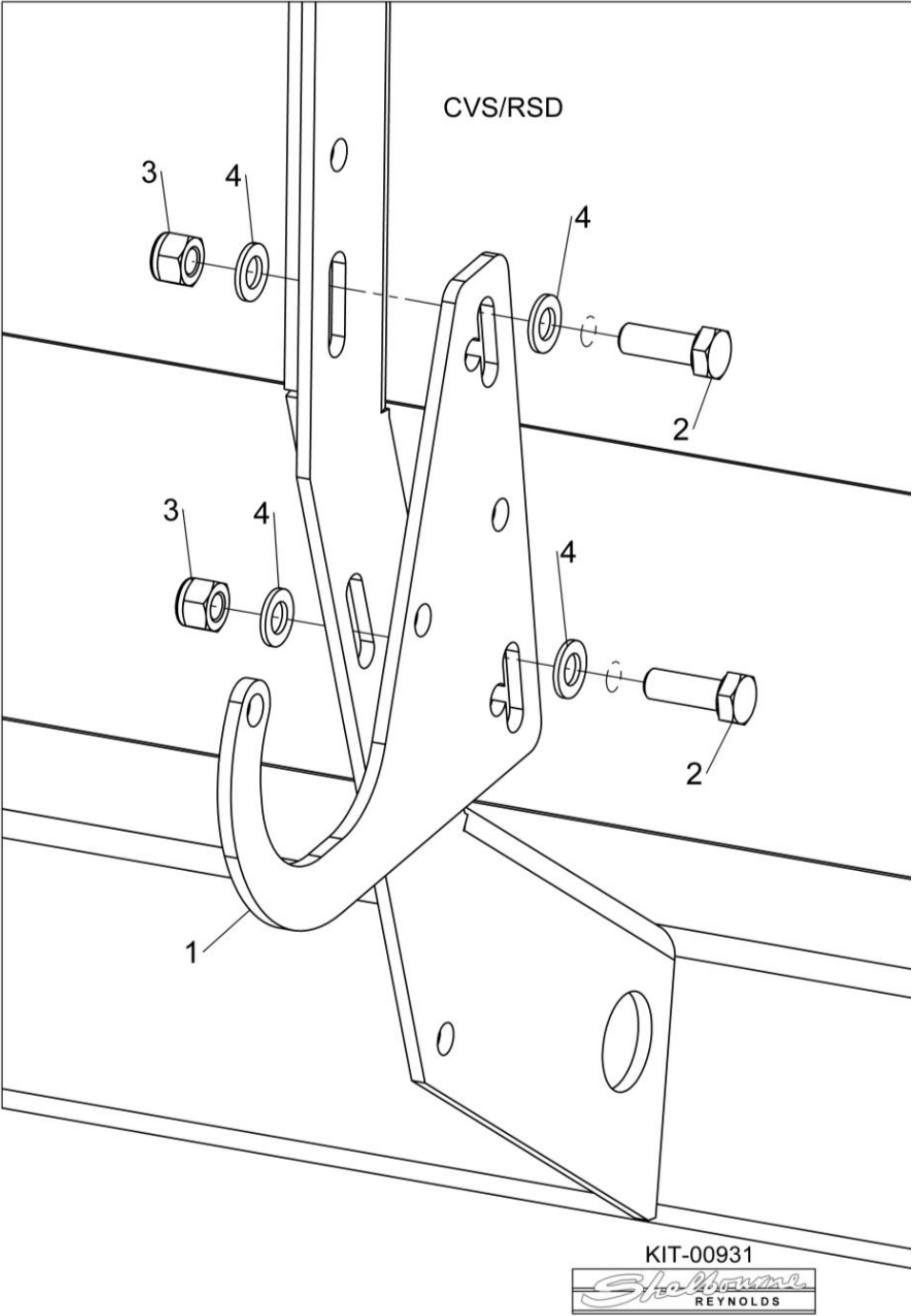
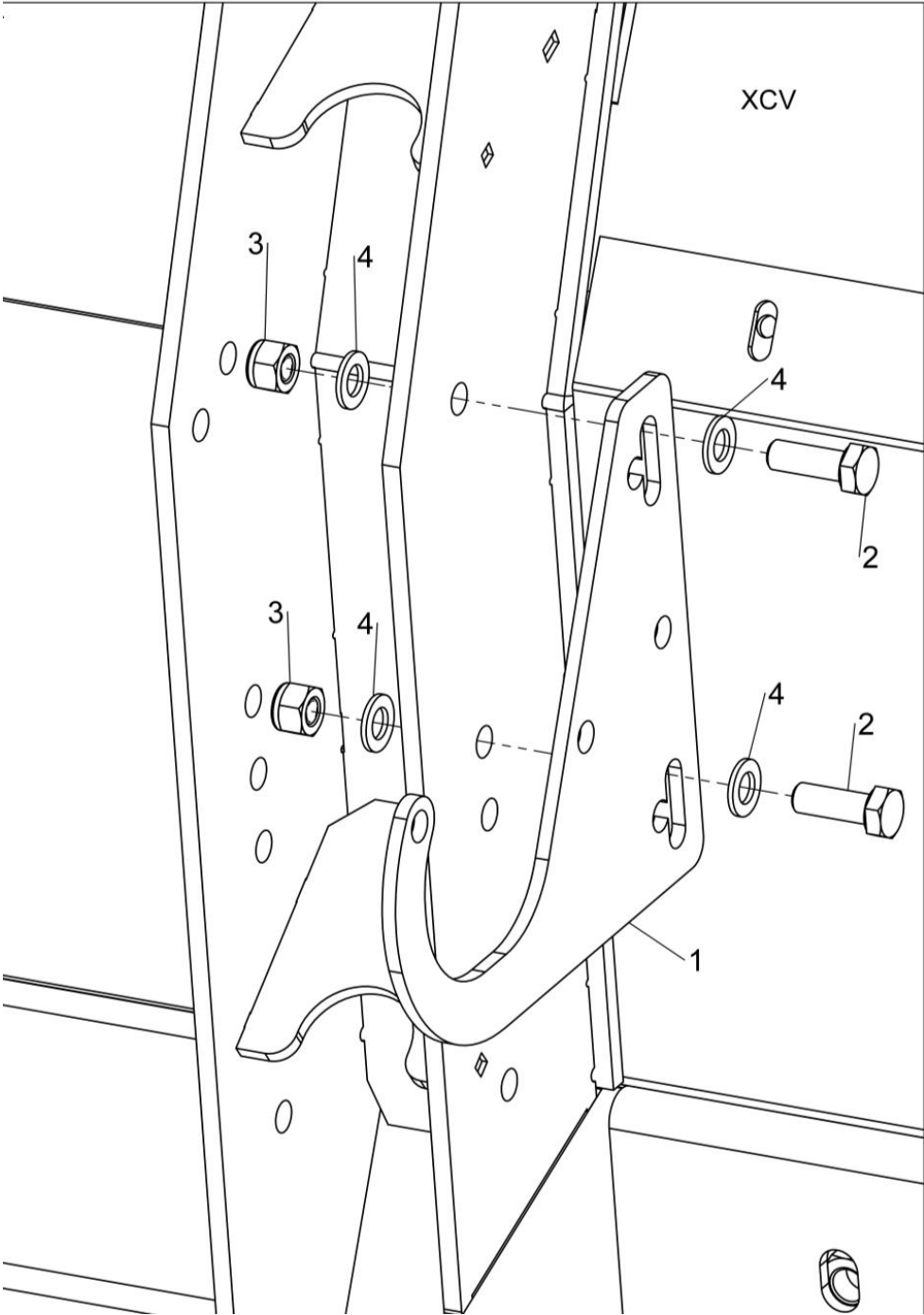


KIT-00530



Shelbourne Reynolds Engineering Limited

ASSY NUMBER: KIT-00931				ASSY DESCRIPTION: PTO SUPPORT KIT			
ITEM	PART NO	DESCRIPTION	QTY	ITEM	PART NO	DESCRIPTION	QTY
1	191945 01	PTO SUPPORT	1				
2	HSS-0241	SETSCREW	2				
3	NUT-0269	NYLOC NUT	2				
4	WSH-0018	PLAIN WASHER	4				

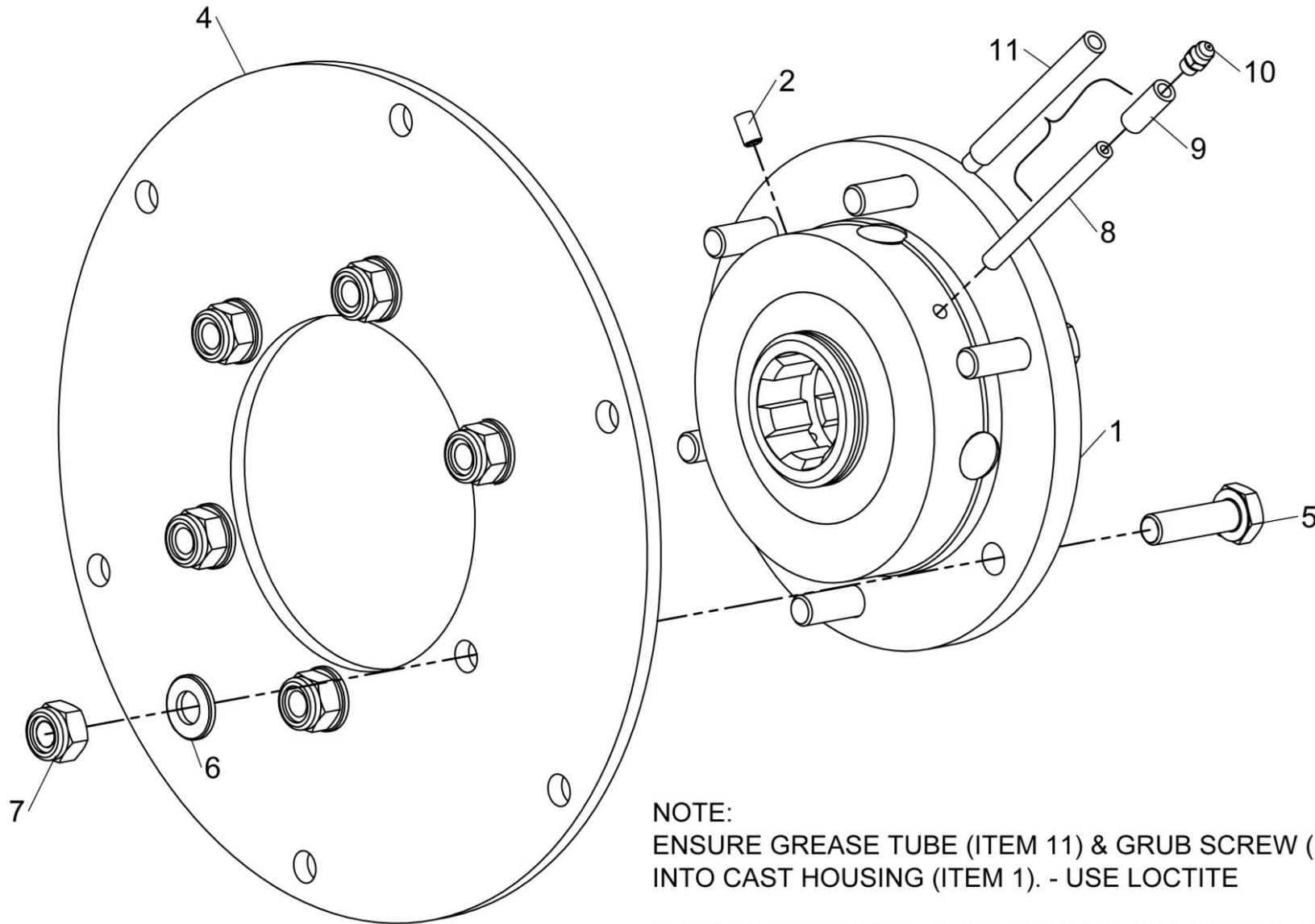


KIT-00931



Shelbourne Reynolds Engineering Limited

ASSY NUMBER: KIT-00976				ASSY DESCRIPTION: BALL JOINT CTR COUPLING			
ITEM	PART NO	DESCRIPTION	QTY	ITEM	PART NO	DESCRIPTION	QTY
1	193114 01	SPLINED BALL ASSY	1				
OR	193114P	SPARE SPLINED BALL ASSY (ALTERNATIVE TO 193114 01)					
2	SCW-4530	GRUBSCREW	1				
3							
4	193106 01	DRIVE RING PLATE	1				
5	HSS-0198	SETSCREW	6				
6	WSH-0015	PLAIN WASHER	6				
7	NUT-0265	NYLOC NUT	6				
8	193077 01	GREASE PIPE (UPTO 2022)	1				
9	193078 01	GREASE PIPE SLEEVE (UPTO 2022)	1				
10	NIP-00600	GREASE NIPPLE	1				
11	292226 01	GREASE PIPE (2022 & ON)	1				
		SUPPLY IN PLACE OF ITEMS 8 & 9					



NOTE:

ENSURE GREASE TUBE (ITEM 11) & GRUB SCREW (ITEM 2) ARE ASSEMBLED INTO CAST HOUSING (ITEM 1). - USE LOCTITE

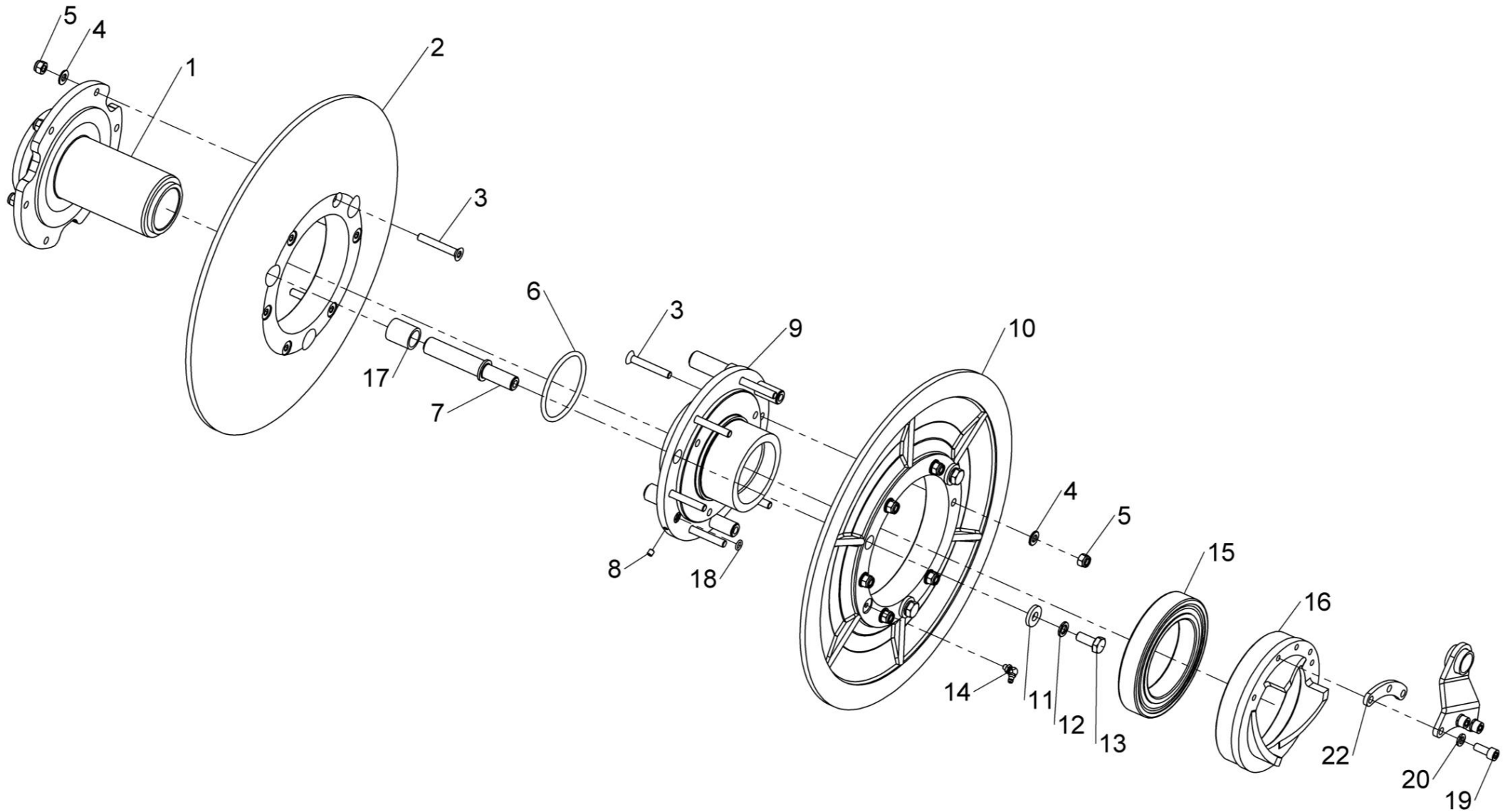
THE ORIENTATION SHOWN IS FOR A R.H. ROTOR, SWAP ITEMS 2 & 11 FOR A LH ROTOR

KIT-00976



Shelbourne Reynolds Engineering Limited

ASSY NUMBER: KIT-01386				ASSY DESCRIPTION: REAR PULLEY ASSY (BOLT IN HUBS)			
ITEM	PART NO	DESCRIPTION	QTY	ITEM	PART NO	DESCRIPTION	QTY
1	199350 01	OUTER PULLEY HUB	1				
2	198270 01	OUTER REAR PULLEY	1				
3	SCEA08353	CSK SCREW	12				
4	WSH-0012	PLAIN WASHER	12				
5	NUT-0263	NYLOC NUT	12				
6	ORA300750	O RING	1				
7	198274 02	SPIGOT	3				
8	SCW-4528	GRUB SCREW	1				
9	199410 01	INNER PULLEY HUB	1				
10	198271 01	INNER PULLEY	1				
11	190119 11	WASHER	3				
12	WSH-0061	SPRING WASHER	3				
13	HSS-0191	SETSCREW	3				
14	NIP-00620	GREASE NIPPLE	1				
15	BRG-19500N	BEARING	1				
16	194970 01	STATIC CAM	1				
17	291809 01	BUSH (2021 & ON)	3				
OR	BSHD02056	BUSH (UPTO 2021)	3				
18	ORA120080	O RING	1				
19	SCW-0133	CAP HEAD SCREW	3				
20	WSH-0058	SPRING WASHER	3				
21	SEE DRIVE SUB	STATIC CAM ARM	1				
22	197465 01	CAM ARM SPACER	1				

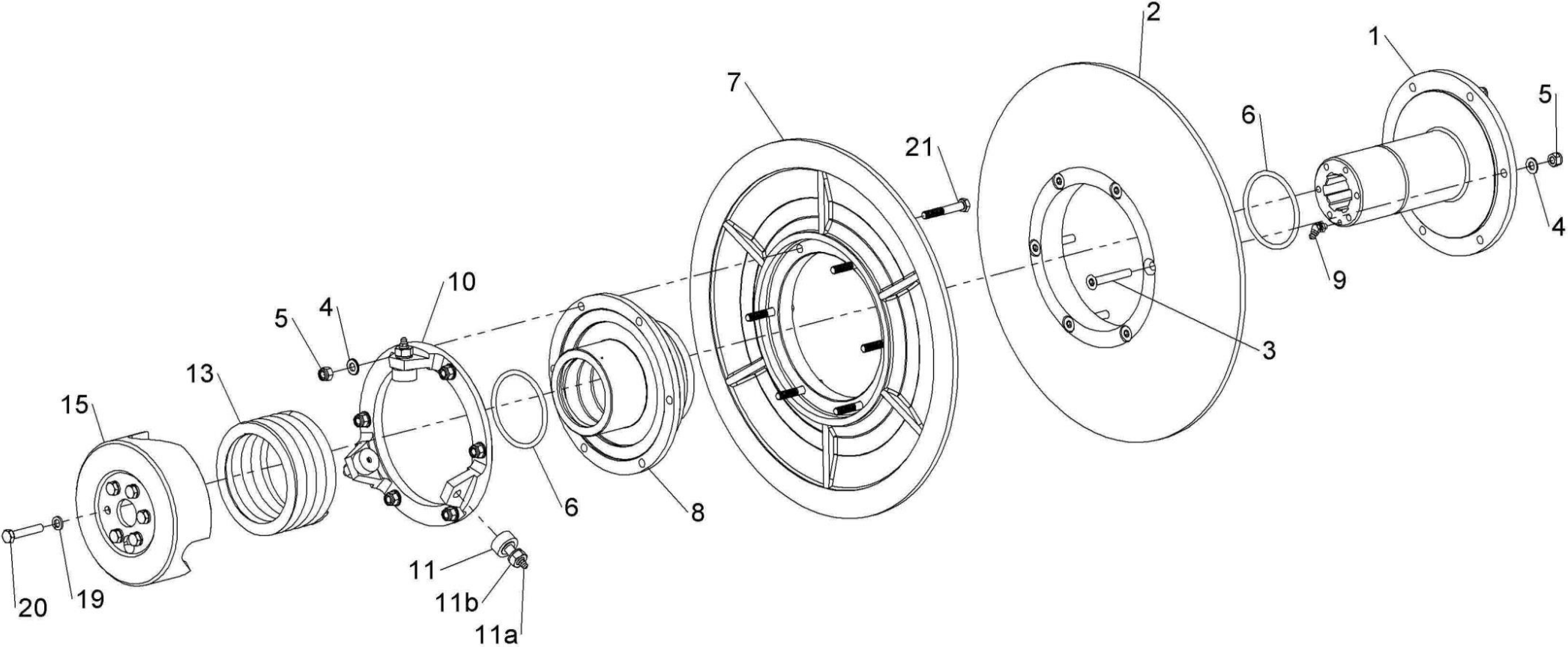


KIT-01386



Shelbourne Reynolds Engineering Limited

ASSY NUMBER: KIT-01399				ASSY DESCRIPTION: ROTOR PULLEY ASSY (2017-2021)			
ITEM	PART NO	DESCRIPTION	QTY	ITEM	PART NO	DESCRIPTION	QTY
1	199349 01	INNER PULLEY HUB	1				
2	198269 01	INNER FRONT PULLEY	1				
3	SCEA08353	CSK.SOC HD SCREW	6				
4	WSH-0012	PLAIN WASHER	12				
5	NUT-0263	NYLOC NUT	12				
6	ORA300750	O RING	2				
7	198268 01	OUTER FRONT PULLEY	1				
8	199409 01	OUTER PULLEY HUB	1				
9	NIP-00610	GREASE NIPPLE	1				
10	199407 01	CAM FOLLOWER BRACKET	1				
11	197640 01	CAM FOLLOWER BEARING ASSY	3				
11a	KIT-01428	SPARE GREASE ZERK/NIPPLE KIT					
11b	KIT-01432	SPARE NUT & WASHER KIT					
12							
13	SPGC00047	SPRING (RED)	1				
14							
15	199408 01	FIXED CAM (45°)	1				
16							
17							
18							
19	WSH-0058	SPRING WASHER	6				
20	HSSA08380	SETSCREW (2018 & ON)	6				
OR	HSS-0155	SETSCREW (UP TO 2018)	6				
21	BLTA08350	HEX HEAD BOLT	6				

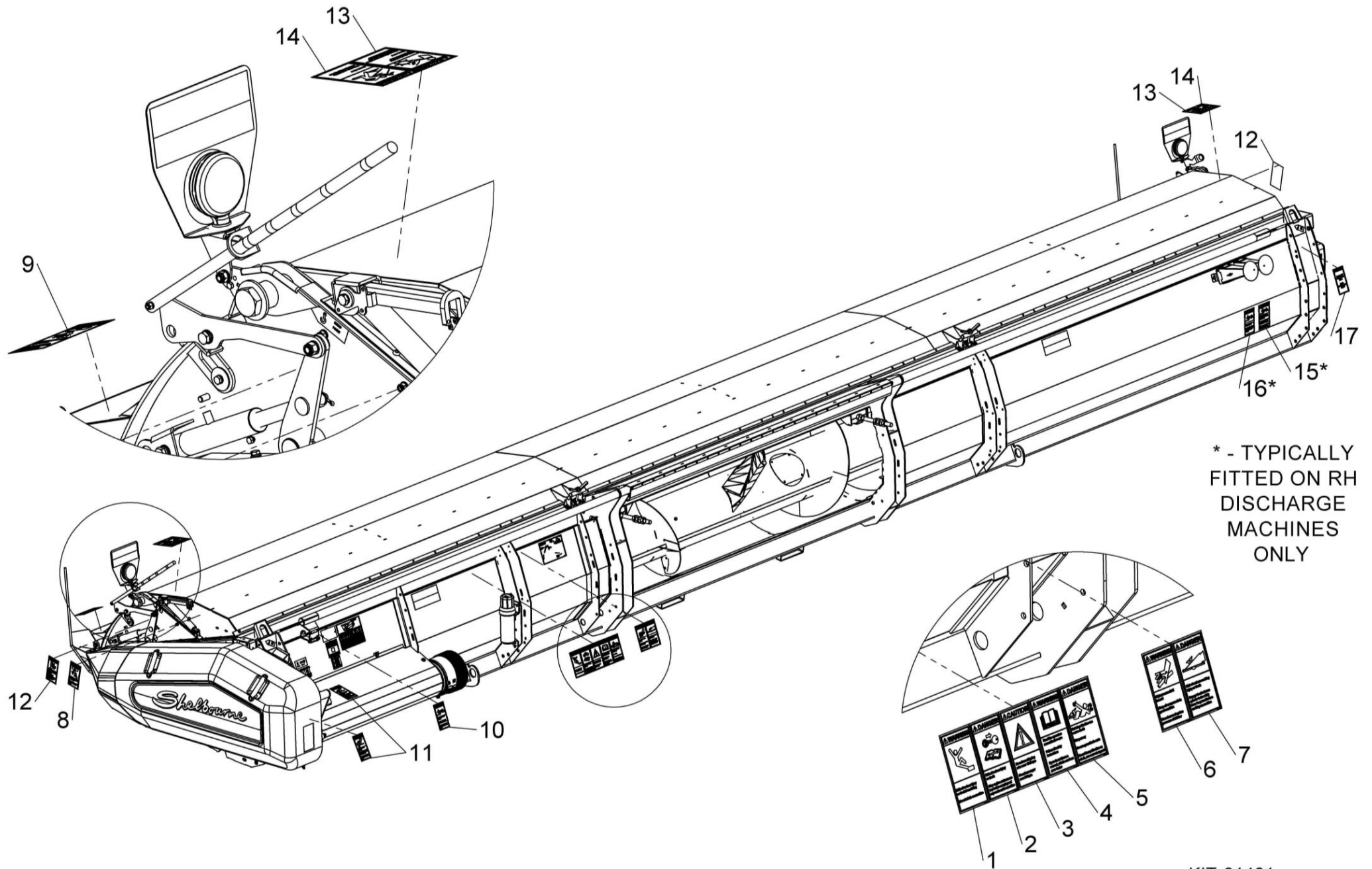


KIT-01399



Shelbourne Reynolds Engineering Limited

ASSY NUMBER: KIT-01401				ASSY DESCRIPTION: SAFETY DECAL KIT NORTH AMERICA			
ITEM	PART NO	DESCRIPTION	QTY	ITEM	PART NO	DESCRIPTION	QTY
1	198835 01	EMBLEM - DO NOT CLIMB	1				
2	198840 01	EMBLEM - STOP ENGINE	1				
3	198838 01	EMBLEM - SPEED RESTRICTION	1				
4	199011 01	EMBLEM - READ OPS MANUAL	1				
5	198842 01	EMBLEM - ROTATING DRIVE LINE	1				
6	198832 01	EMBLEM - HIGH PRESSUE FLUID	1				
7	198844 01	EMBLEM - RISK OF CRUSHING	1				
8	198843 01	EMBLEM - HOOD LOCK	1				
9	198836 01	EMBLEM - CROP DEFLECTOR LOCK	1				
10	198839 01	EMBLEM - AUGER	1				
11	198837 01	EMBLEM - MOVING PARTS UNDER	2				
12	198833 01	EMBLEM - CROP DEFLECTOR HAND	2				
13	198841 01	EMBLEM - ROTOR KEEP AWAY	2				
14	198834 01	EMBLEM - STAND CLEAR ROTOR	2				
15	291880 01	EMBLEM - AUGER UNDER COVER	1				
16	291881 01	EMBLEM - AUGER NO COVER	1				
17	291968 01	EMBLEM - P65	1				

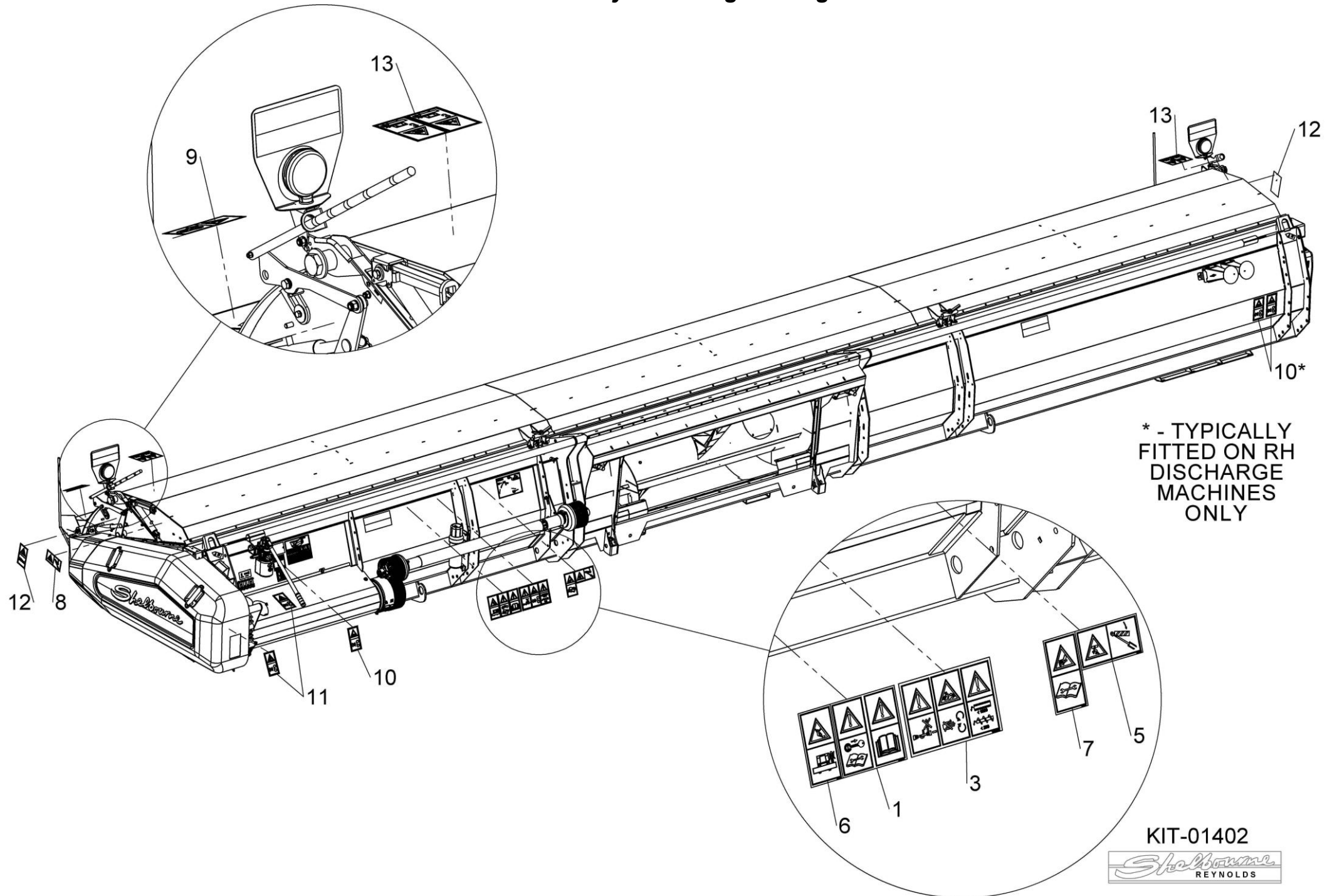


KIT-01401



Shelbourne Reynolds Engineering Limited

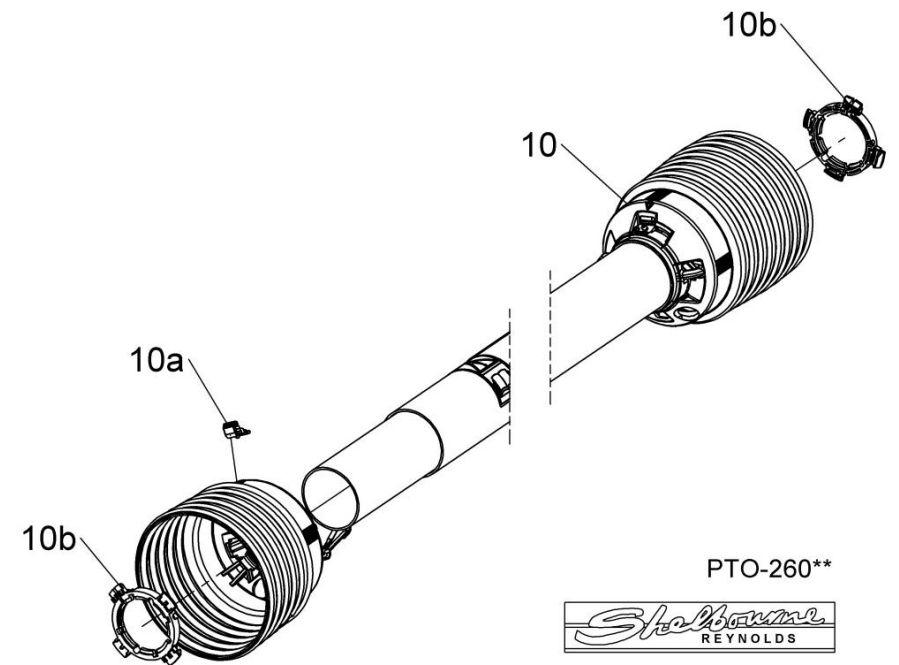
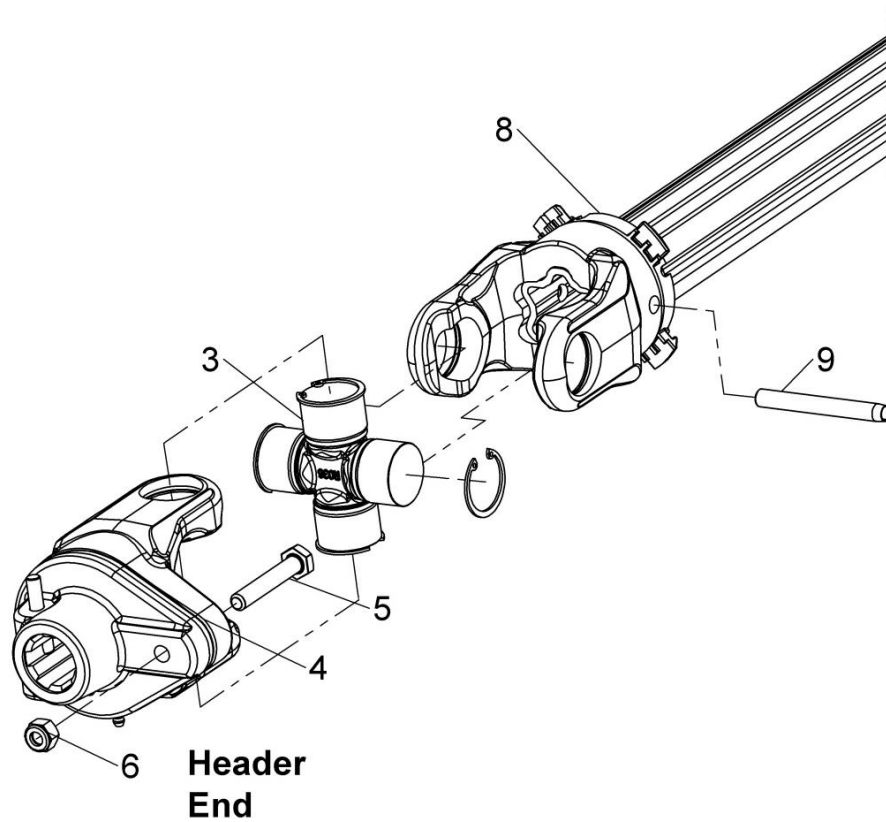
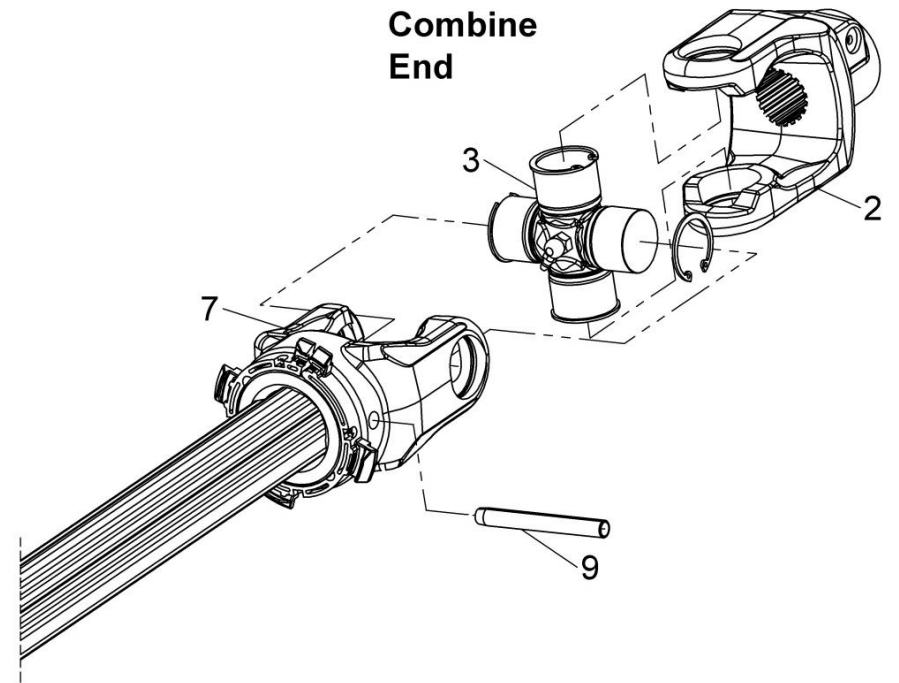
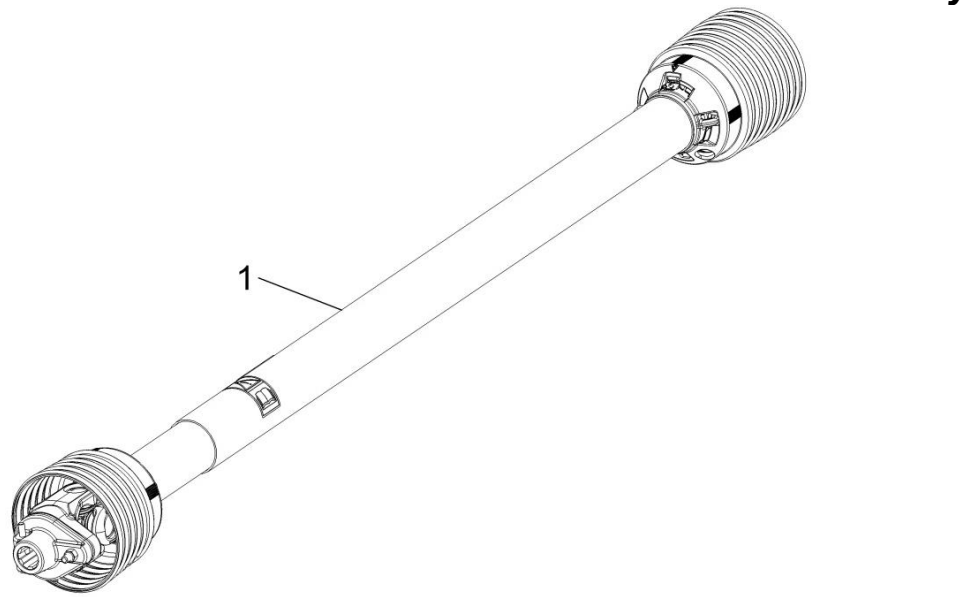
ASSY NUMBER: KIT-01402				ASSY DESCRIPTION: SAFETY DECAL KIT ISO			
ITEM	PART NO	DESCRIPTION	QTY	ITEM	PART NO	DESCRIPTION	QTY
1	TNF-0011	EMBLEM - SAFETY MAINTENANCE	1				
2		OPERATORS MANUAL					
3	TNF-0012	EMBLEM - PTO GUARDS	1				
4		ROTOR/AUGER SPEED					
		PTO CHAIN					
5	210435 01	EMBLEM - FEEDER HOUSE LOCK	1				
6	198847 01	EMBLEM - CLIMBING	1				
7	198846 01	EMBLEM - HIGH PRESSURE OIL	1				
8	210435 01	EMBLEM - HOOD LOCK	1				
9	198845 01	EMBLEM - CROP DEFLECTOR LOCK	1				
10	193393 01	EMBLEM - AUGER	3				
11	193392 01	EMBLEM - MOVING PARTS UNDER	2				
12	800215 01	EMBLEM - CROP DEFLECTOR HAND	2				
13	TNF-0010	EMBLEM - FLYING OBJECTS	2				
14		ROTOR ENTANGLEMENT					



Shelbourne Reynolds Engineering Limited

ASSY NUMBER: PTO-260**				ASSY DESCRIPTION: STRIPPER PTO & PARTS			
ITEM	PART NO	DESCRIPTION	QTY	ITEM	PART NO	DESCRIPTION	QTY
1	PTO-26003WE	PTO SHAFT 1 $\frac{3}{8}$ " 21 SPLINE (WEAS)					
OR	PTO-26003	PTO SHAFT 1 $\frac{3}{8}$ " 21 SPLINE (WALT)					
OR	PTO-26004WE	PTO SHAFT 1 $\frac{3}{8}$ " 6 SPLINE (WEAS)					
OR	PTO-26004	PTO SHAFT 1 $\frac{3}{8}$ " 6 SPLINE (WALT)					
OR	PTO-26002WE	PTO SHAFT 1 $\frac{1}{8}$ " HEX SPL (WEAS)					
OR	PTO-26002	PTO SHAFT 1 $\frac{1}{8}$ " HEX SPL (WALT)					
2	PTO-00082WE	COMBINE END YOKE 1 $\frac{3}{8}$ " 21 SPLINE					
2a	PTO-00605	YOKE REPAIR KIT					
OR	PTO-00080WE	COMBINE END YOKE 1 $\frac{3}{8}$ " 6 SPLINE					
2a	PTO-00605	YOKE REPAIR KIT					
OR	PTO-00070WE	COMBINE END YOKE 1 $\frac{1}{8}$ " HEX SPL					
2a	PTO-00605	YOKE REPAIR KIT (NOT COLLAR)					
OR	PTO-00166	COMBINE END YOKE 8 SPL PUSHPIN					
OR	PTO-00166WA	COMBINE END YOKE 8 SPL COLLAR					
OR	PTO-00174	COMBINE END YOKE 1 $\frac{3}{4}$ " 20 SPLINE					
OR	PTO-00177	COMBINE END YOKE 1 $\frac{3}{4}$ " 6 SPLINE					
OR	PTO-00180	FORAGER END YOKE 1 $\frac{1}{2}$ " 23 SPLINE					
3	PTO-00083	CROSS JOINT BEARING KIT					
4	PTO-00119WE	SHEAR BOLT CLUTCH					
OR	PTO-00119	SHEAR BOLT CLUTCH					
5	BLTA10384	SHEAR BOLT					
6	NUT-0265	NYLOC NUT					
7	PTO-00089	INBOARD YOKE (COMBINE) (WALT)					
8	PTO-00090	INBOARD YOKE (HEADER) (WALT)					
9	PIN-1926	ROLL PIN (M10x90) (WALT)					
OR		ROLL PIN (M10x85) (WEAS)					
10	PTO-00093WE	GUARD ASSY C/W BEARINGS (WEAS)					
10a	PTO-00968	RED GUARD CLIPS (WEASLER)					
10b	PTO-00178	GUARD BRG & SCREW SET (WALT)					
OR	PTO-00601	GUARD BEARING SET (WEASLER)					
OR	PTO-00093	GUARD ASSY C/W BEARINGS (WALT)					

WEAS = WEASLER
WALT = WALTERSCHEID



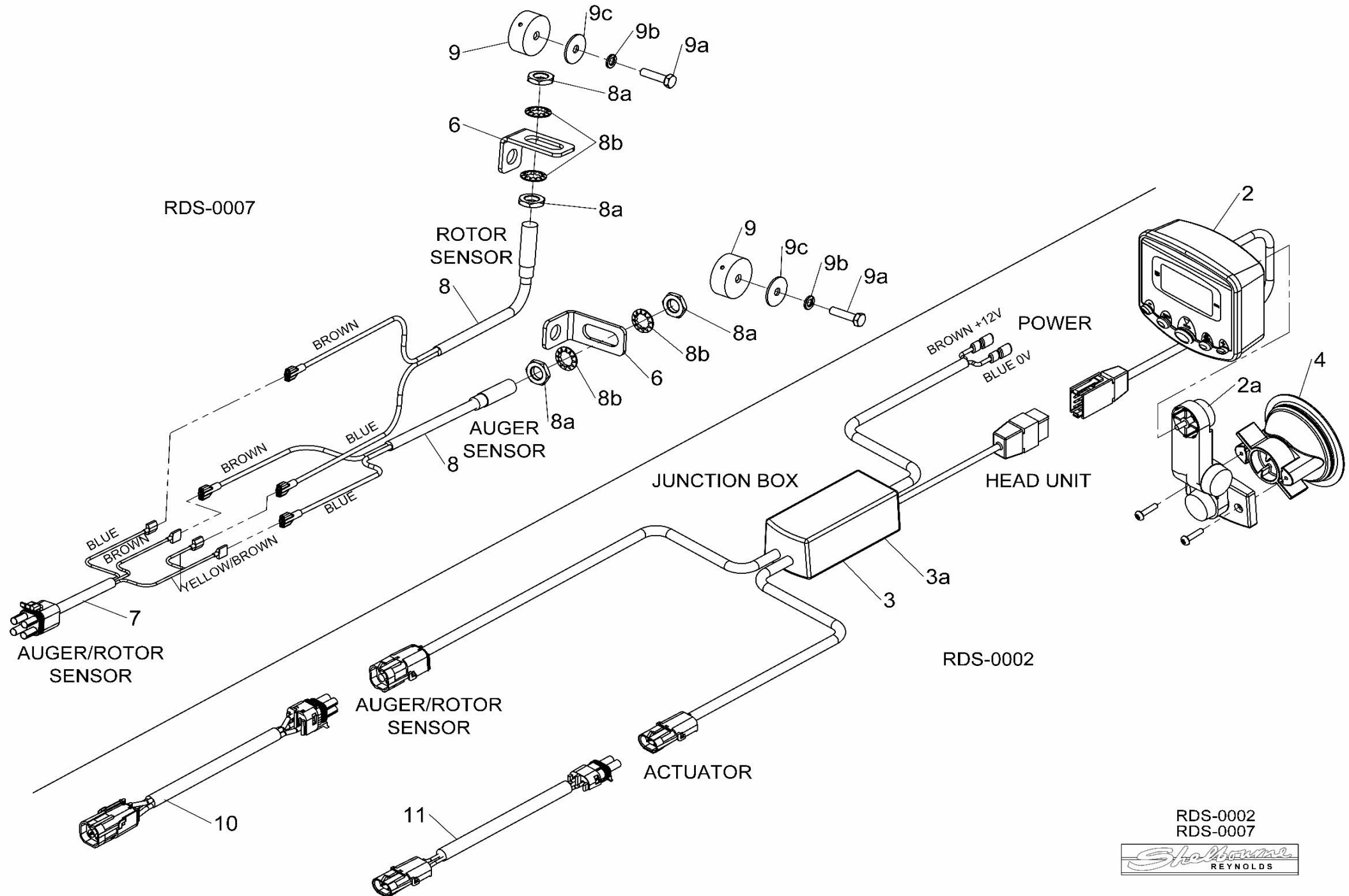
PTO-260**



Shelbourne Reynolds Engineering Limited

ASSY NUMBER: RDS-0002 & RDS-0007				ASSY DESCRIPTION: RDS EQUIPMENT VARIABLE SPEED			
ITEM	PART NO	DESCRIPTION	QTY	ITEM	PART NO	DESCRIPTION	QTY
1	RDS-0002	COMBINE TACHO HEAD KIT & LOOM STEP DRIVE, INC ITEMS 2 & 3	1				
2	RDS-0027	TACHO HEAD, INC ITEM 2a	1				
2a	RDS-0029	TACHO HEAD FIX.ARM KIT					
3	RDS-0028	JUNCTION BOX/COMBINE LEAD (VS)	1				
3a	FUS-00026	FUSE (15 AMP BLADE)					
4	LCL-01249	RAM MOUNT SUCTION CUP	1				
5	RDS-0007	HEADER LOOM & SENSOR KIT (SD) INC ITEMS 6,7,8 & 9	1				
6	198323 01	SENSOR BRACKET (SLOTTED)	2				
7	RDS-0017	HEADER LEAD	1				
8	RDS-0018	SHAFT SENSOR,INC ITEMS 8a & 8b	2				
8a	RDS-0018A	PLAIN NUT					
8b	WSHA20121	SHAKEPROOF WASHER					
9	RDS-0020	MAGNET CARRIER	2				
9a	HSS-0088	SET SCREW					
9b	WSH-0056	SPRING WASHER					
9c	WSH-1036	PENNY WASHER					
10	291913 01	AUGER/ROTOR SENSOR LOOM EXTENSION (8m)	A/R				
11	291912 01	ACTUATOR LOOM EXTENSION (8m)	A/R				

Shelbourne Reynolds Engineering Limited



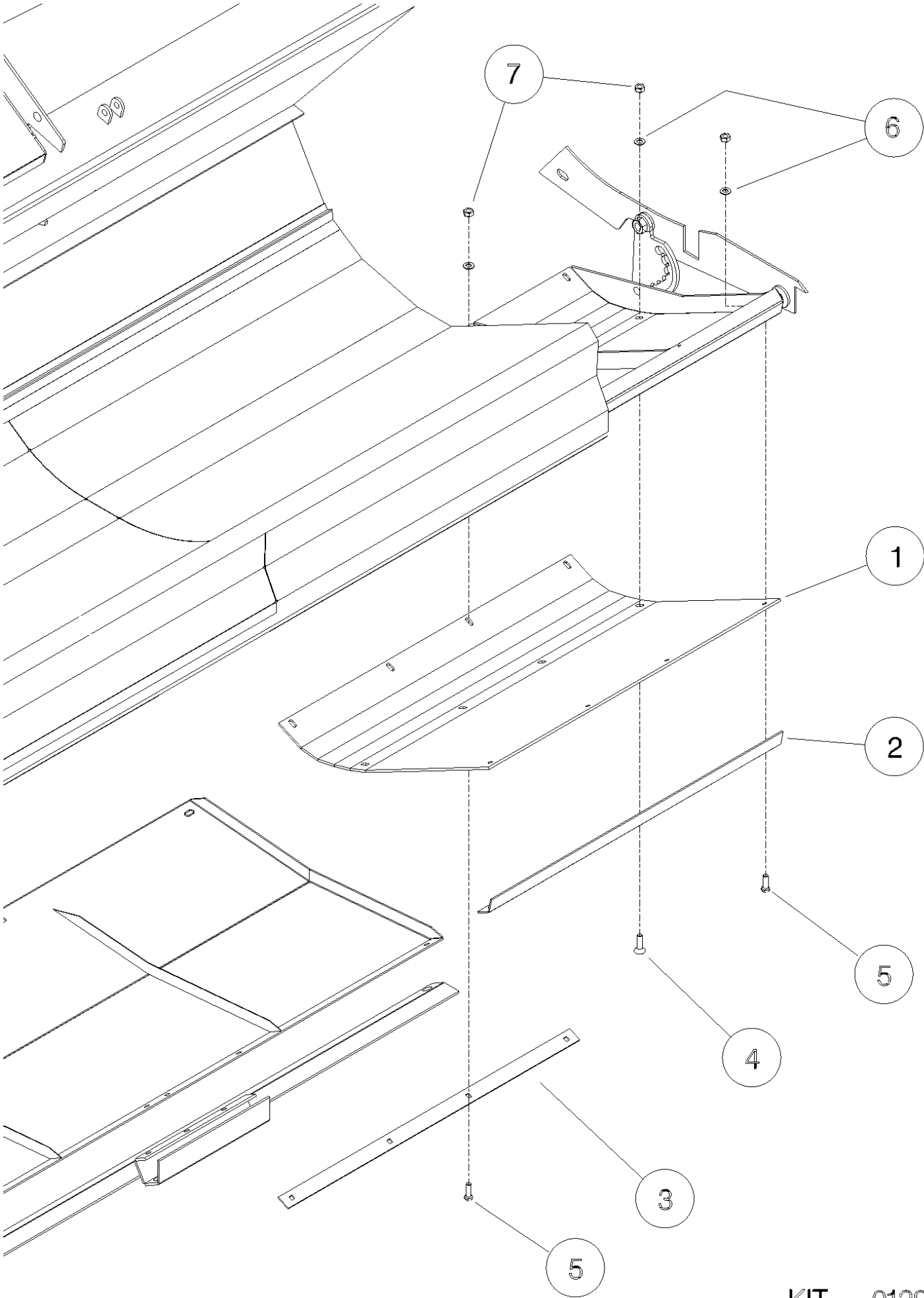
RDS-0002
RDS-0007



Kit Options

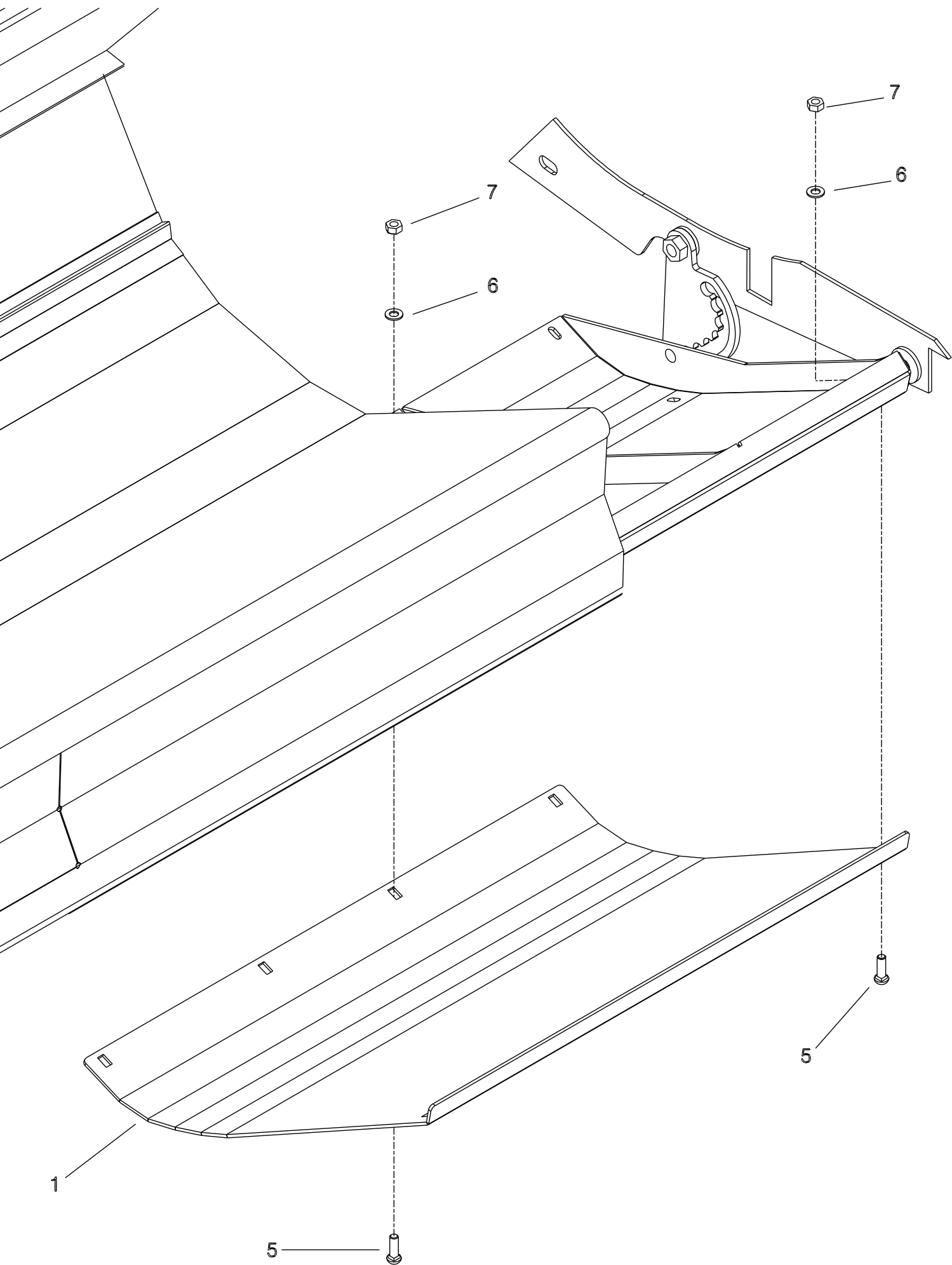
Shelbourne Reynolds Engineering Limited

ASSY NUMBER: KIT-01299				ASSY DESCRIPTION: SKID POLY SLIP PLATE KIT			
ITEM	PART NO	DESCRIPTION	QTY	ITEM	PART NO	DESCRIPTION	QTY
1	195111 01	SKID POLY PLATE	1				
2	195142 01	FIXING PLATE	1				
3	195144 01	FIXING PLATE	1				
4	SCW-1740	CSK SOCKET HD SCW	4				
5	BLT-2700	COACH BOLT	8				
6	WSH-0012	PLAIN WASHER	12				
7	NUT-0263	NYLOC NUT	12				
					NOTE	KIT-01299 SINGLE SKID SELECT NUMBER OF SKIDS REQUIRED PER MACHINE	



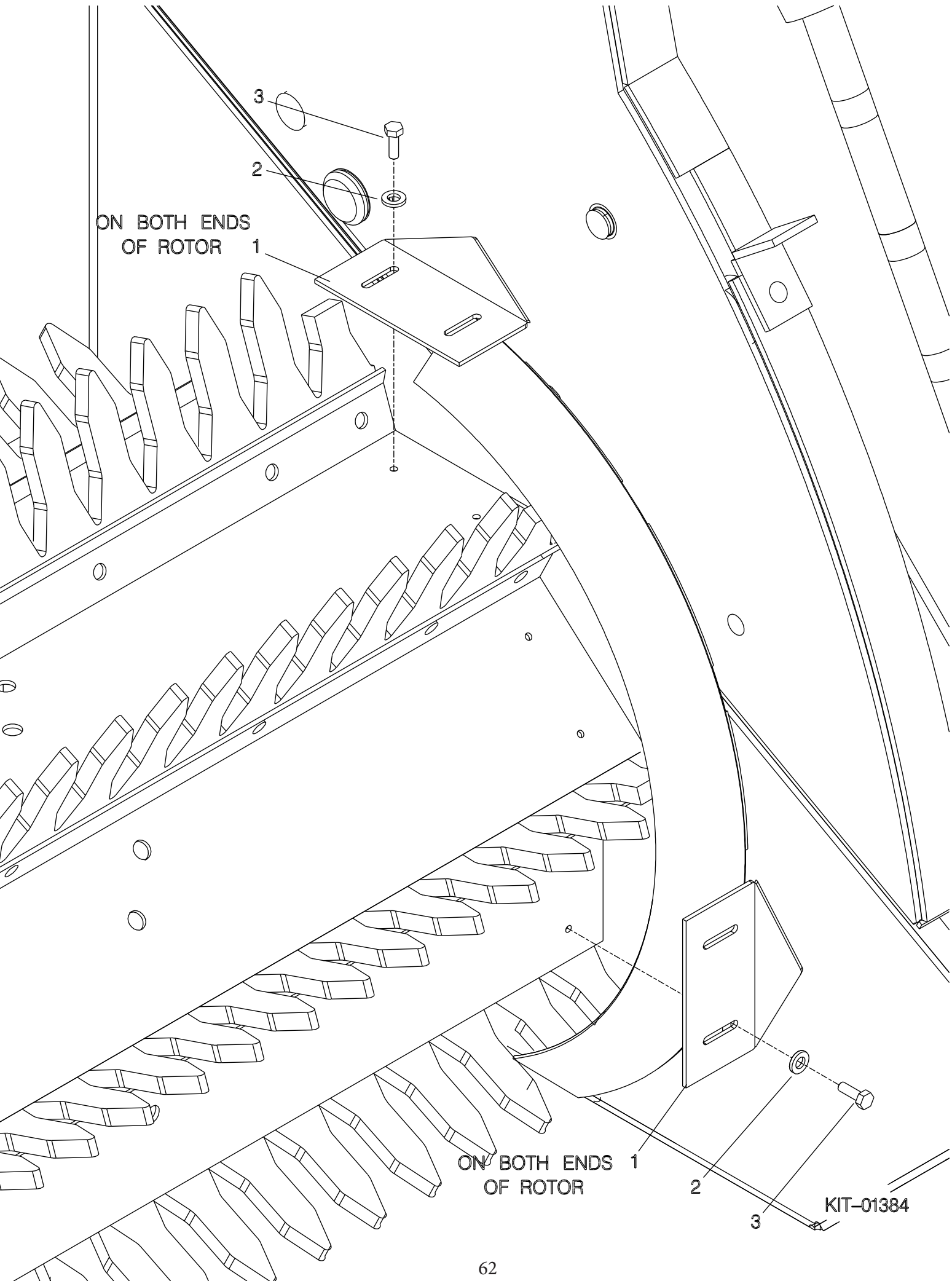
Shelbourne Reynolds Engineering Limited

ASSY NUMBER: KIT-01340				ASSY DESCRIPTION: STEEL SKID COVER KIT			
ITEM	PART NO	DESCRIPTION	QTY	ITEM	PART NO	DESCRIPTION	QTY
1	197369 01	STEEL SKID COVER	2				
5	BLT-2700	COACHBOLT	16				
6	WSH-0012	PLAIN WASHER	16				
7	NUT-0263	NYLOC NUT	16				



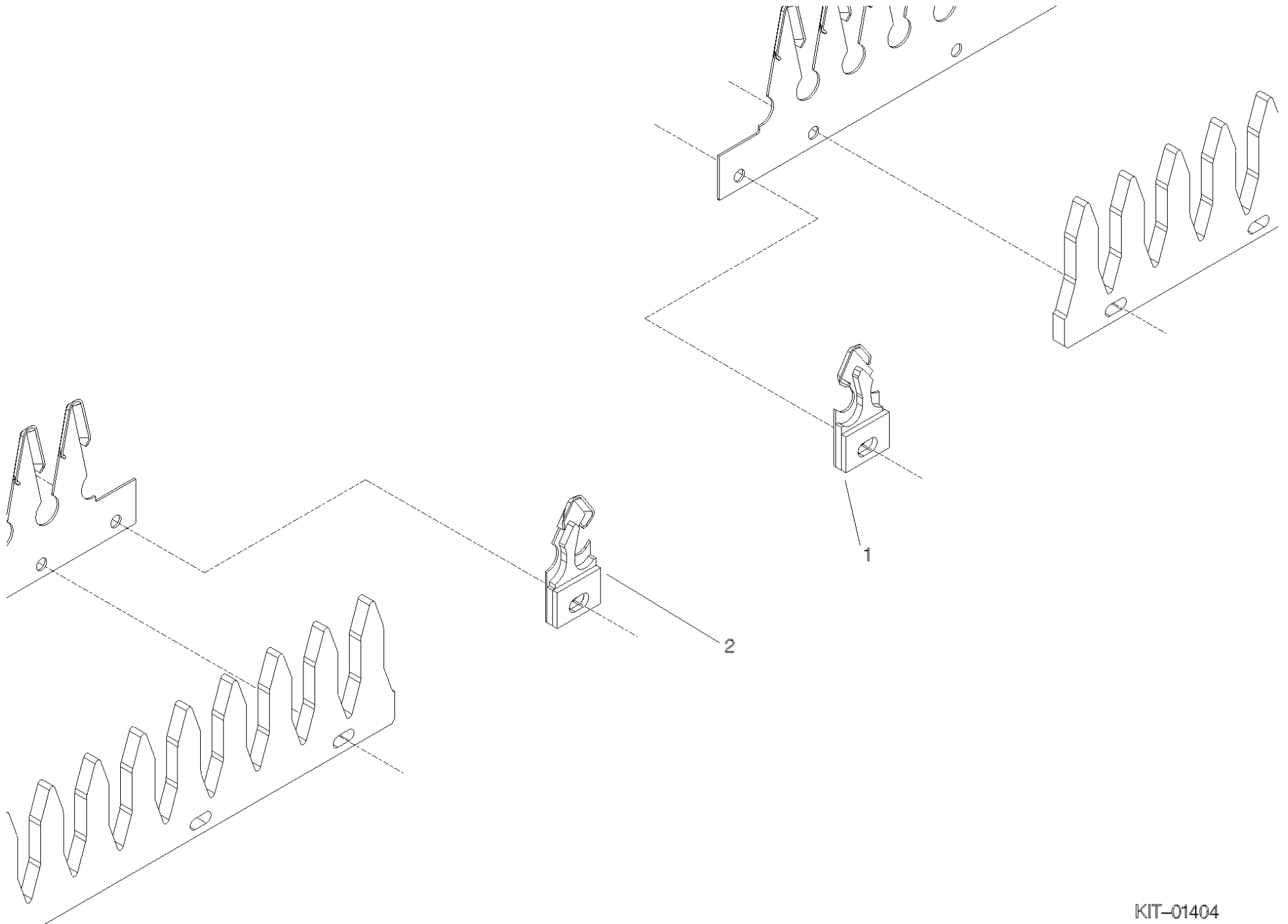
Shelbourne Reynolds Engineering Limited

ASSY NUMBER: KIT-01384				ASSY DESCRIPTION: ANTI-WRAP PLATE KIT			
ITEM	PART NO	DESCRIPTION	QTY	ITEM	PART NO	DESCRIPTION	QTY
1	192679 01	ANTI-WRAP PLATE	8				
2	WSH-1034	PENNY WASHER	16				
3	SCW-5180	SELF TAP SCREW	16				



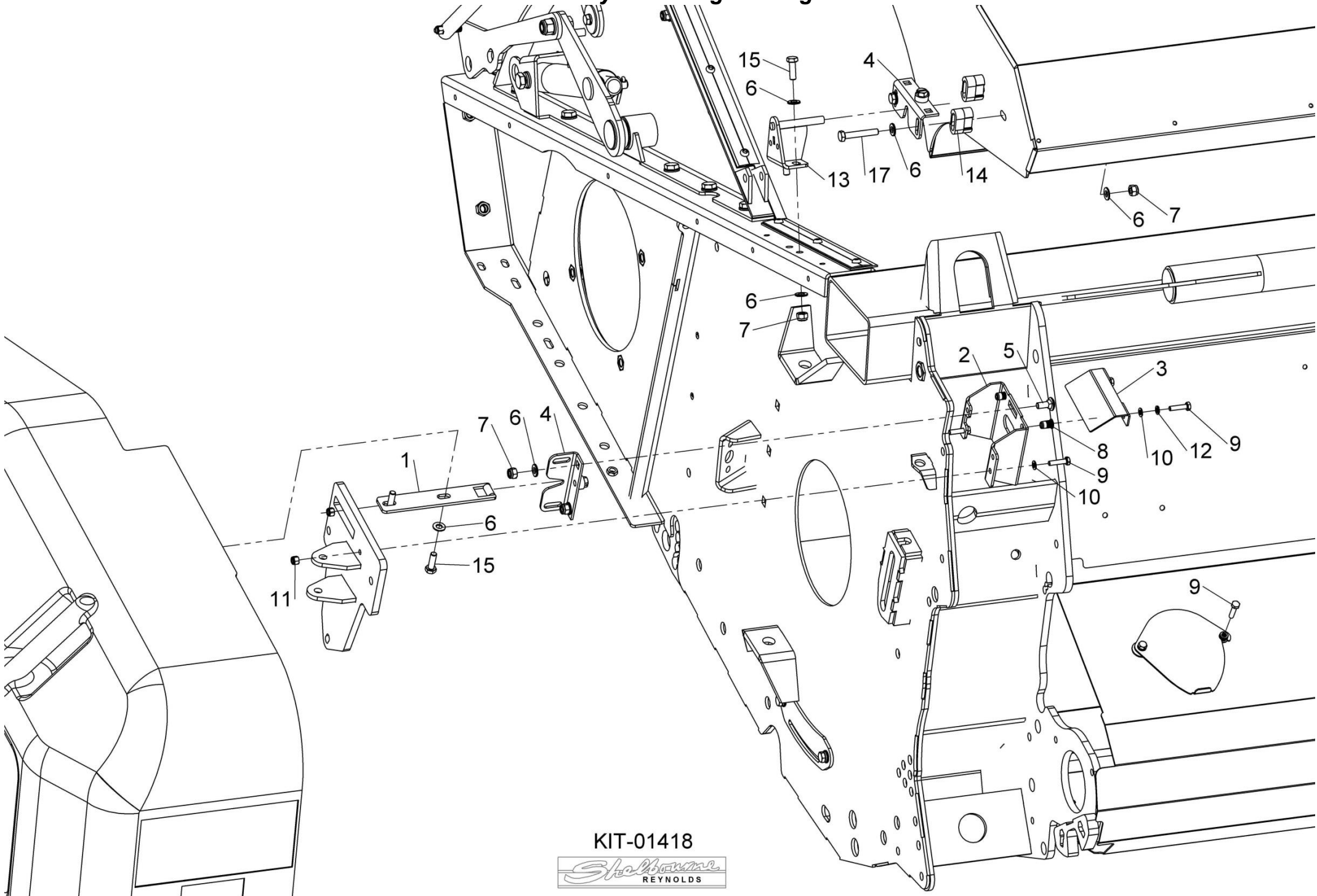
Shelbourne Reynolds Engineering Limited

ASSY NUMBER: KIT-01404				ASSY DESCRIPTION: NON AGGRESSIVE CENTRE FINGER KIT			
ITEM	PART NO	DESCRIPTION	QTY	ITEM	PART NO	DESCRIPTION	QTY
1	198280 01	CENTRE FINGER LH (NON AGG)	8				
2	198280 02	CENTRE FINGER RH (NON AGG)	8				



Shelbourne Reynolds Engineering Limited

ASSY NUMBER: KIT-01418				ASSY DESCRIPTION: CE AREA KIT (CVS/RSD)			
ITEM	PART NO	DESCRIPTION	QTY	ITEM	PART NO	DESCRIPTION	QTY
1	290647 01	SLAM LATCH CATCH	1				
2	290635 01	SLAM LATCH MOUNTING	1				
3	290636 01	COVER PLATE	1				
4	LTC-00040	SLAM LATCH	2			REMOVE REAR GUARD THUMB SCREW	
5	BLT-4710	COACH BOLT	2			AND REPLACE WITH ITEM 5	
6	WSH-0012	PLAIN WASHER	12				
7	NUT-0263	NYLOC NUT	6			REMOVE TOP GUARD LOCATING	
8	NUTA13060	NUTSERT	2			PLATE AND REPLACE WITH ITEM 1	
9	HSS-0088	SETSCREW	5				
10	WSH-0009	PLAIN WASHER	4			TRIM TOP CORNER FROM GUARD	
11	NUT-0260	NYLOC NUT	2			SLAM LATCH	
12	WSH-0056	SPRING WASHER	2				
13	290736 01	SLAM LATCH PIN	1				
14	290738 01	SLAM LATCH SPACER	2				
15	HSS-0145	SETSCREW	2				
16							
17	HSS-0157	SETSCREW	2				



KIT-01418



Shelbourne Reynolds Engineering Limited

ASSY NUMBER: KIT-01440				ASSY DESCRIPTION: HARDOX SKID COVER KIT (2020 & ON)			
ITEM	PART NO	DESCRIPTION	QTY	ITEM	PART NO	DESCRIPTION	QTY
1	292040 01	HARDOX SKID COVER	2				
2	BLTF08173	COACH BOLT	16				
3	WSH-0012	PLAIN WASHER	16				
4	NUT-0263	NYLOC NUT	16				

