



MAN-06110
ISSUE 5
07/11/2024

DAIRY

1600 - 2000

PARTS MANUAL 2016 & ON



POWERSPREAD

www.shelbourne.com



IMPORTANT

Your Powerspread Dairy is made up of a machine assembly number (common parts), specific sub assemblies and also customer optional build kits. The machine, sub assemblies and optional kit numbers are listed in the front pages of your Operators manual, part no. MAN-06010. If you do not have these numbers please contact Shelbourne Reynolds Parts Department direct on (telephone) Stanton - (01359) 251231.

To ensure that you order the correct part from your SRE dealer please use the following procedure.

Always quote the machine and serial numbers when ordering.

The year and/or serial number of the machine may determine the correct sub assembly.

Refer to the Parts Manuals front page/s, listing the machine assemblies. Select the correct machine assembly number which is printed in the top left corner of the page (starting with 6099_ _ 01). This machine number can also be taken from the Powerspread Dairy identification plate located on the front of the main chassis beam.

On this page you will find the parts listing for the common parts for every configuration of that machine assembly number. You will find the corresponding drawing by either looking at the facing page or progressing through the manual to the next drawing. The drawings indicate the components by item numbers, which you will find, are repeated in the left-hand side of your parts listing, and therefore referring to the correct part.

Note all parts will not be found listed below the machine number. Other parts will be from specific sub assemblies and optional kits. These sub assemblies and kits will be found in numerical order further through the manual. Sub assemblies start with 6090_ _ 01 and kits start with KIT- 0 _ _ _.



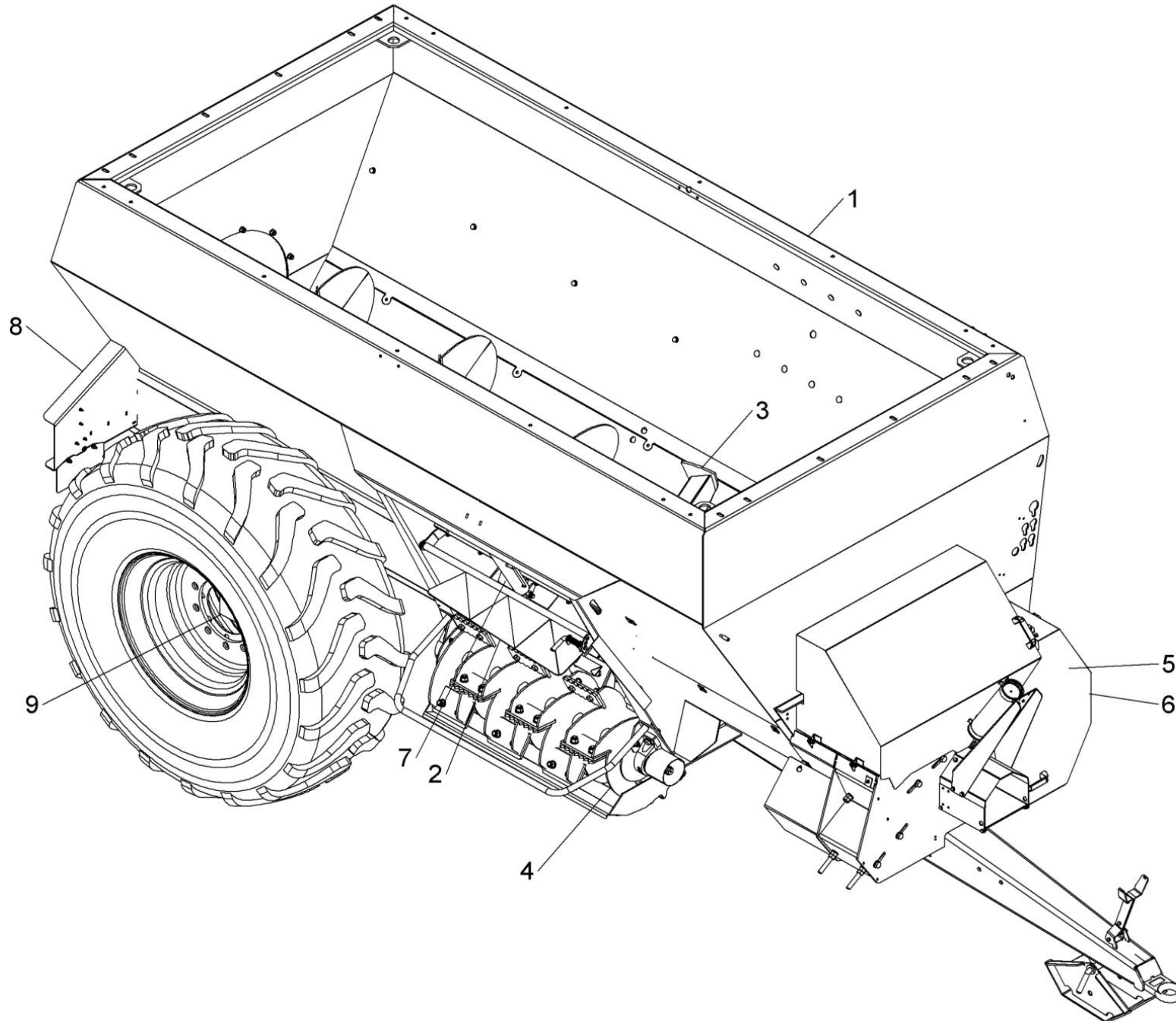
Scan me to find more support manuals online

List Of Kit Numbers

609906 01	Powerspread Dairy	1
609000 01SB6	Powerspread Wheel And Tyre Option	3
609055 01	Main Body Sub Assembly	5
609056 01	Discharge Door	7
609058 01	Drives Sub Assembly	9
609059 01	Auger Fixing Sub Assembly	11
609061 01	Discharge Rotor Sub Assembly	13
609062 01	Door Hydraulics Sub Assembly	15
609063 01	Axle Sub Assembly	17
609064 01	Lighting Sub Assembly	19
609065 01	Guards Sub Assembly	21
KIT-02602	Brake Relief Kit	23
KIT-03223	Parking Jack Kit	25
KIT-03230B	Slurry Canopy Kit	27
KIT-03248	German Parts Kit	29
KIT-03249	UK Parts Kit	31
KIT-03250	European Parts Kit	33
KIT-03251	USA Parts Kit	35
KIT-03276a	Standard PTO Shaft Kit	37
KIT-03309	12" Wooden Extension Top Kit	39
KIT-03553	Anti-Bridging Manual Hydraulics Kit	41
KIT-03554	Anti-Bridging Auto Hydraulics Kit	43
KIT-03602	Straw Plate Kit	45
KIT-03738	Anti-Bridging Kit Double Arm 1600	47
KIT-03772	Wheel And Tyre Kit	49
KIT-03772Y	Wheel And Tyre Kit (23.1-26 FARMPRO 324)	51
KIT-03782	Transfers Kit	53
KIT-03930	Wide Angle PTO Kit	55
KIT-03962	Rear Ladder Kit	57
KIT-59001	Standard PTO Kit (Walterscheid)	59
KIT-59002	Wide Angle PTO (Walterscheid)	61
KIT-59012	Wide Angle PTO Kit (Walterscheid - New Zealand)	63
KIT-59030	Wheel And Tyre Kit (BKT 32.1-26 8 Stud)	65

Shelbourne Reynolds Engineering Limited

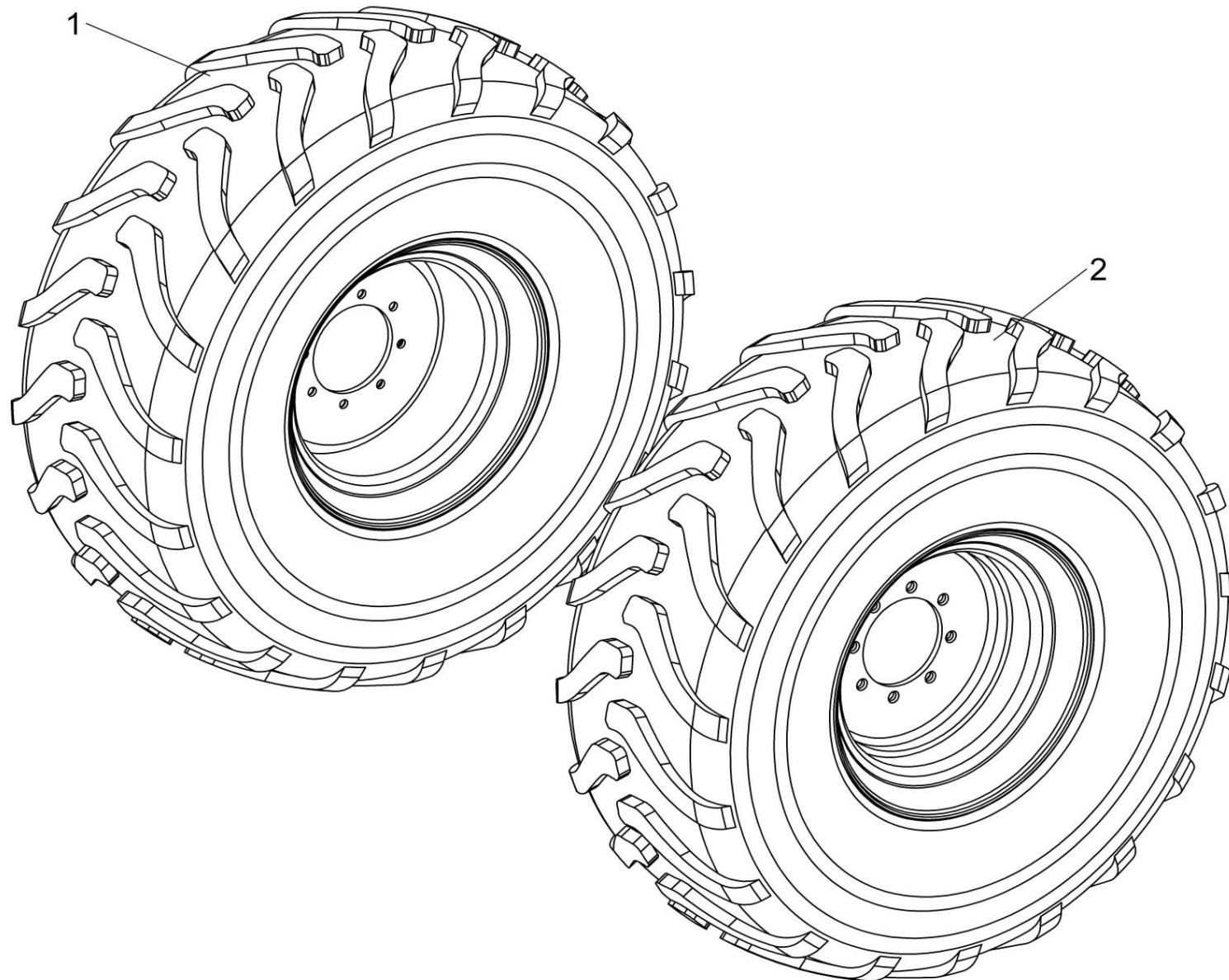
ASSY NUMBER: 609906 01				ASSY DESCRIPTION: PSPREAD DAIRY 1600 ASSY			
ITEM	PART NO	DESCRIPTION	QTY	ITEM	PART NO	DESCRIPTION	QTY
1	609055 01	MAIN BODY SUB ASSY (DAIRY)	1				
2	609056 01	DISCHARGE DOOR W/ASSY	1				
3	609059 01	AUGER FIXING SUB ASSY (DAIRY)	1				
4	609061 01	DISCHARGE ROTOR SUB ASSY	1				
5	609058 01	DRIVES SUB ASSY	1				
6	609065 01	GUARDS SUB ASSY	1				
OR	609057 01	GUARDS SUB ASSY (PSD16120224)					
7	609062 01	DOOR HYDRAULICS SUB ASSY	1				
8	609064 01	LIGHTING SUB ASSY	1				
OR	609060 01	LIGHTING SUB ASSY (PSD16120224)					
9	609063 01	AXLE SUB ASSY	1				



609906 01

Shelbourne Reynolds Engineering Limited

ASSY NUMBER: 609000 01SB6				ASSY DESCRIPTION: POWERSPREAD WHEEL & TYRE OPTION			
ITEM	PART NO	DESCRIPTION	QTY	ITEM	PART NO	DESCRIPTION	QTY
1	WHL-02616	LH WHEEL &TYRE	1				
2	WHL-02617a	RH WHEEL &TYRE	1				

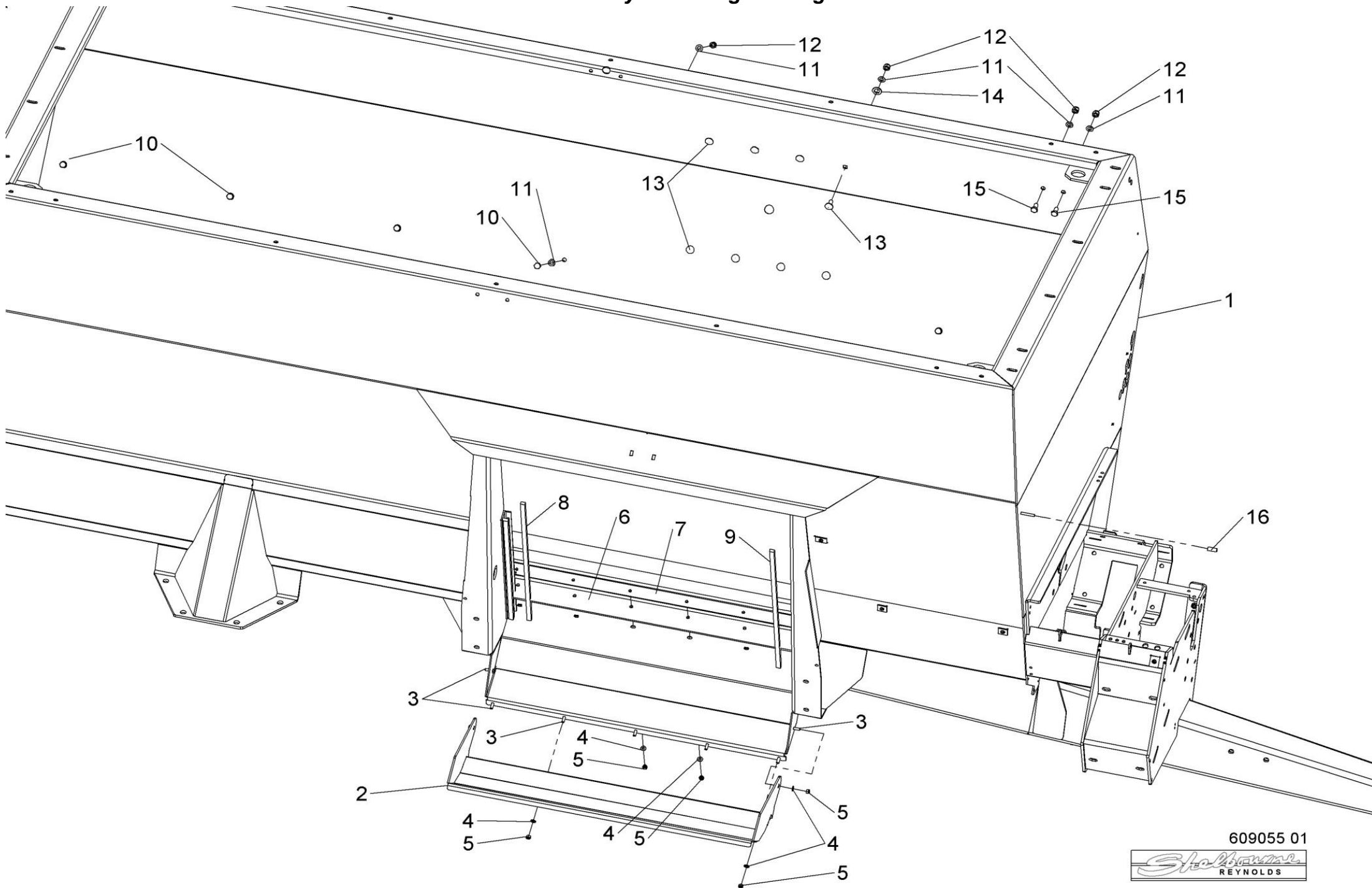


609000 01SB6



Shelbourne Reynolds Engineering Limited

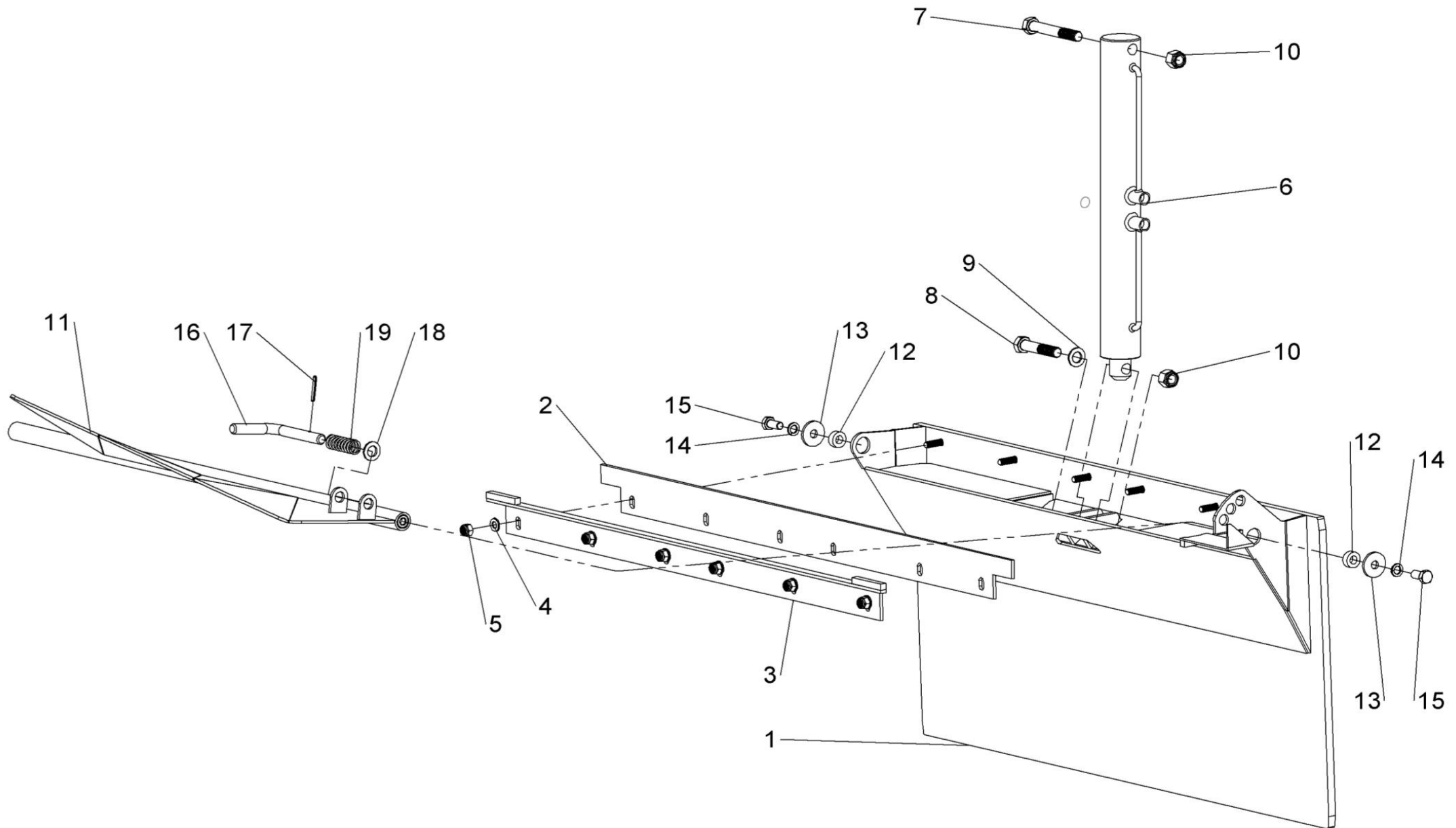
ASSY NUMBER: 609055 01				ASSY DESCRIPTION: MAIN BODY SUB ASSY (DAIRY)			
ITEM	PART NO	DESCRIPTION	QTY	ITEM	PART NO	DESCRIPTION	QTY
1	591681 01	P/SPREAD DAIRY W/ASSY	1				
2	591747 01	DRIP TRAY W/ASSY	1				
3	HSS-0145	SETSCREW	7				
4	WSH-0012	PLAIN WASHER	13				
5	NUT-0263	NYLOC NUT	13				
6	605328 01	BOTTOM DOOR SEAL DT	1				
7	605336 01	SEAL COVER PLATE	1				
8	ER50-132	MOULDED SPONGE RUBBER	0.8				
9	ER50-132	MOULDED SPONGE RUBBER	0.8				
10	HSS-0238	SETSCREW	6				
11	WSH-0018	PLAIN WASHER	24				
12	NUT-0269	NUT	18				
13	BLT-3790	COACH BOLT	8				
14	WSH-0024	PLAIN WASHER	8				
15	HSS-0235	SETSCREW	4				
16	HOS-1000	PLASTIC SLEEVE	0.03				



609055 01

Shelbourne Reynolds Engineering Limited

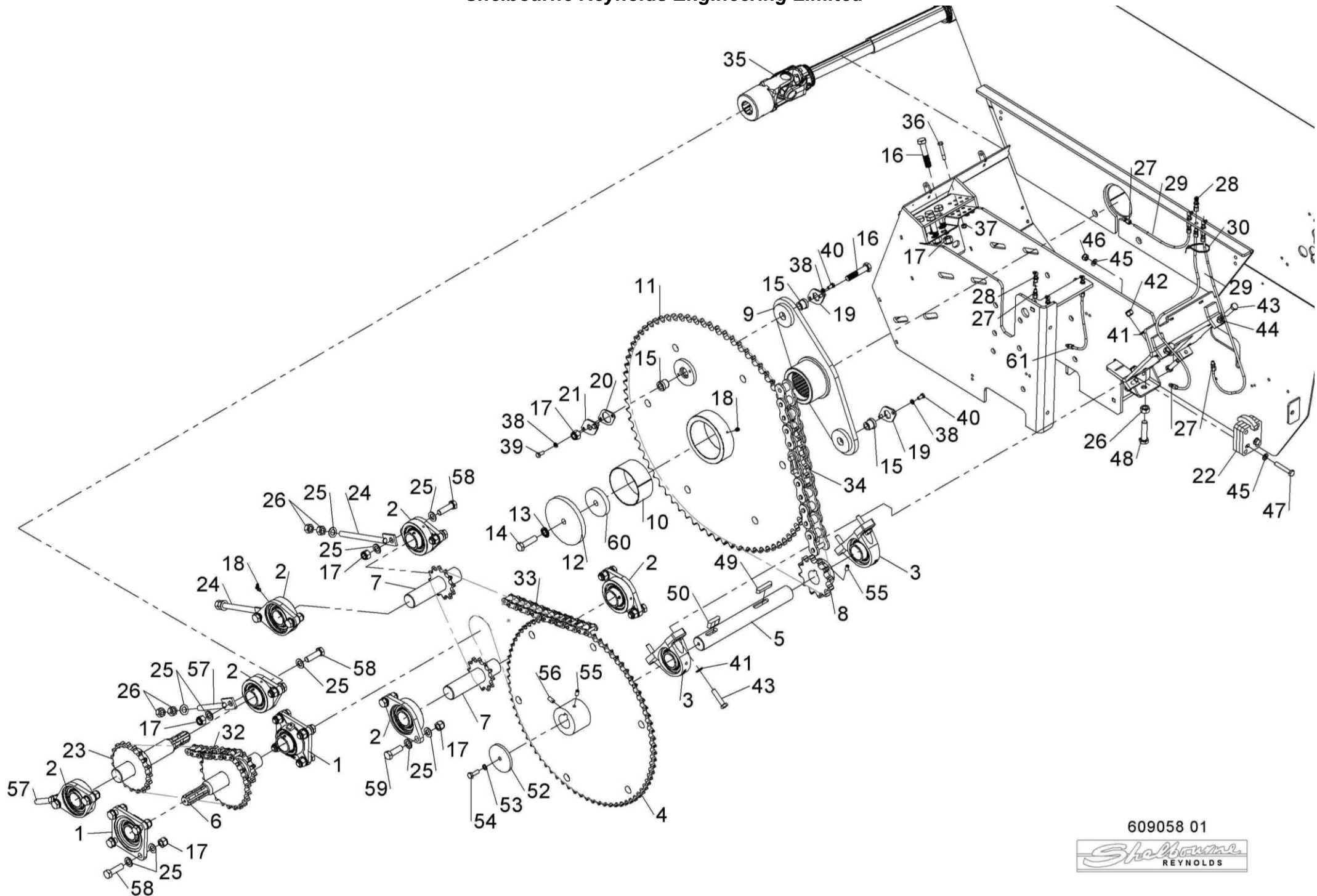
ASSY NUMBER: 609056 01				ASSY DESCRIPTION: DISCHARGE DOOR W/ASSY			
ITEM	PART NO	DESCRIPTION	QTY	ITEM	PART NO	DESCRIPTION	QTY
1	591725 01	DOOR W/ASSY	1				
2	606545 01	TOP RUBBER DOOR SEAL	1				
3	601829 01	TOP SEAL CLAMP DTL	1				
4	WSH-0015	PLAIN WASHER	6				
5	NUT-0265	NYLOC NUT	6				
6	590114 01	*DOOR RAM	1				
7	BLT-2325	BOLT	1				
8	BLT-2316	BOLT	1				
9	WSH-0024	PLAIN WASHER	1				
10	NUT-0271	NYLOC NUT	2				
11	591629 01	SLURRY DEFLECTOR W/ASSY	1				
12	190548 91	WASHER	2				
13	190548 44	WASHER (PLATED)	2				
14	WSH-0065	SPRING WASHER	2				
15	HSS-0235	SETSCREW	2				
16	591402 01	LOCKING HANDLE	1				
17	PIN-1775	ROLL PIN	1				
18	WSH-0024	PLAIN WASHER	1				
19	SPGC32021	COMPRESSION SPRING	1				



609056 01

Shelbourne Reynolds Engineering Limited

ASSY NUMBER: 609058 01				ASSY DESCRIPTION: DRIVES SUB ASSY			
ITEM	PART NO	DESCRIPTION	QTY	ITEM	PART NO	DESCRIPTION	QTY
1	BRG-24541	SUPPORT	2	36	605123 01	IMPELLER SHEAR BOLT	6
2	BRG-24542	SUPPORT	6	37	NUT-0263	NYLOC NUT	6
3	BRG-24543	SUPPORT	2	38	WSH-0058	SPRING WASHER	6
4	591632 01	76T 1" P SPROCKET W/ASSY	1	39	HSS-0140	BOLT	2
5	591798 01	LAY SHAFT	1	40	HSS-0135	SETSCREW	4
6	591634 01	INPUT DRIVE SHAFT W/ASSY	1	41	WSH-0018	PLAIN WASHER	8
7	590572 01	LAY SHAFT WELD ASSY	2	42	NUT-0269	NUT	4
8	604895 01	KEYWAYED SPROCKET DTL	1	43	HSS-0265	SET SCREW	8
9	591637 01	SHEARBOLT HUB W/ASSY	1	44	NUT-0170	PLAIN NUT PLATED	4
10	BSHA12060	BUSH	1	45	WSH-0015	PLAIN WASHER	4
11	591642 01	76T SPROCKET W/ASSY	1	46	NUT-0265	NYLOC NUT	2
12	591643 01	FIXING WASHER	1	47	BLTA10410	HEX.HEAD BOLT	2
13	WSHA30161	WASHER	1	48	HSS-0322	HEX HEAD SETSCREW	1
14	HSS-0320	HEX HEAD SETSCREW	1	49	KEYA21260	KEY	1
15	591778 01	SHEARBOLT BUSH	3	50	K1220045	KEY	1
16	BLTA16504	BOLT	6				
17	NUT-0271	NYLOC NUT	27	52	604917 01	RETAINING WASHER DTL	1
18	NIP-00610	GREASE NIPPLE	2	53	WSH-0061	SPRING WASHER	1
19	591644 01	SHEARBOLT FIXING PLATE	2	54	HSS-0194	BOLT	1
20	591646 01	SPACER PLATE	1	55	SCW-4600	SOCKET GRUBSCREW	3
21	591645 01	CAPPING PLATE	1	56	SCGA10140	GRUB SCREW	1
22	591649 01	CHAIN TENSIONER W/ASSY	1	57	604771 01	SHORT ADJUSTER ASSY	2
23	604712 01	IMPELLER LAY SHAFT	1	58	HSS-0319	SET SCREW	8
24	604771 02	LONG ADJUSTER ASSY	2	59	HSS-0318	SET SCREW	12
25	WSH-0024	PLAIN WASHER	44	60	198800 24	WASHER (17 ID x 89 OD x 15)	1
26	NUT-0180	PLAIN NUT PLATED	9	61	LUB-00046	1/4"UNF STRAIGHT ADAPTOR	5
27	LUB-00045	1/8"BSP STRAIGHT ADAPTOR	7				
28	LUB-00036	BULKHEAD ADAPTOR	6				
29	LUB-00044	6mm POLYAMIDE TUBE	3.5				
30	TIE-0004	TIE WRAPS (MED)	6				
31							
32	CHN-02580	1"PITCH SINGLE BS CHAIN	1				
33	CHN-02581	1"PITCH SINGLE BS CHAIN	1				
34	CHN-03280	CHAIN 1 1/4"PITCH SINGLE	1				
35	PTO-14001W	PTO SHAFT ASSY					
		PSD16200869 & ON					
OR	PTO-14001WE	PTO SHAFT ASSY	1				
		PSD16140411 - PSD16200868					
OR	PTO-14001W	PTO SHAFT ASSY					
		UP TO & INC. PSD16140410					

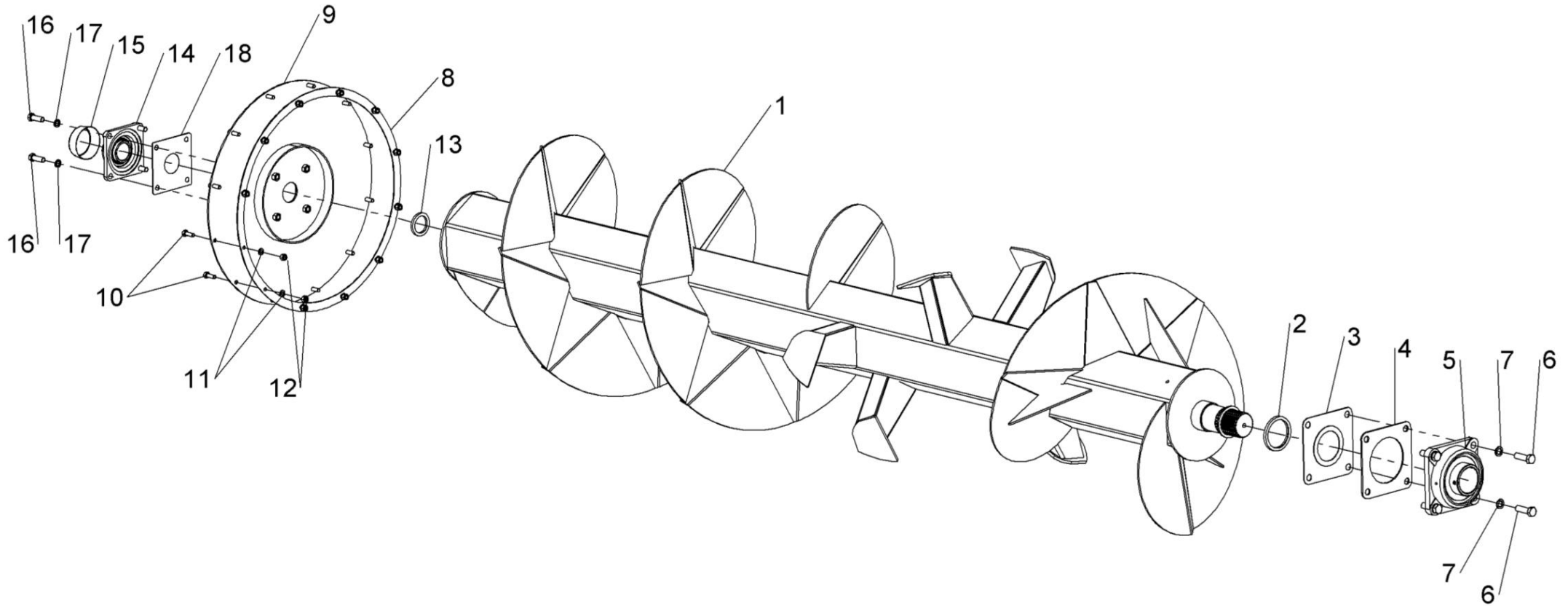


609058 01



Shelbourne Reynolds Engineering Limited

ASSY NUMBER: 609059 01				ASSY DESCRIPTION: AUGER FIXING SUB ASSY (DAIRY)			
ITEM	PART NO	DESCRIPTION	QTY	ITEM	PART NO	DESCRIPTION	QTY
1	591750 01	AUGER W/ASSY	1				
2	SEAB10000	RADIAL SHAFT SEAL	1				
3	591652 01	BEARING SHIM W/ASSY	1				
4	591654 01	BEARING SPACER	1				
5	BRG-29040A	4-BOLT FLANGE BEARING	1				
6	BLTA20410	HEX HEAD BOLT	4				
7	WSH-0075	SPRING WASHER	4				
8	604852 01	AUGER PLATE GASKET	1				
9	590575 01	AUGER REAR PLATE	1				
10	HSS-0241	BOLT	12				
11	WSH-0018	PLAIN WASHER	12				
12	NUT-0269	NUT	12				
13	SEAF06000	SHAFT SEAL	1				
14	BRG-26040	SUPPORT	1				
15	BRG-96000	SELF LUBE PROTECTOR CAP	1				
16	HSS-0318	SET SCREW	4				
17	WSH-0070	SPRING WASHER	4				
18	590615 01	SPACING DISC	1				

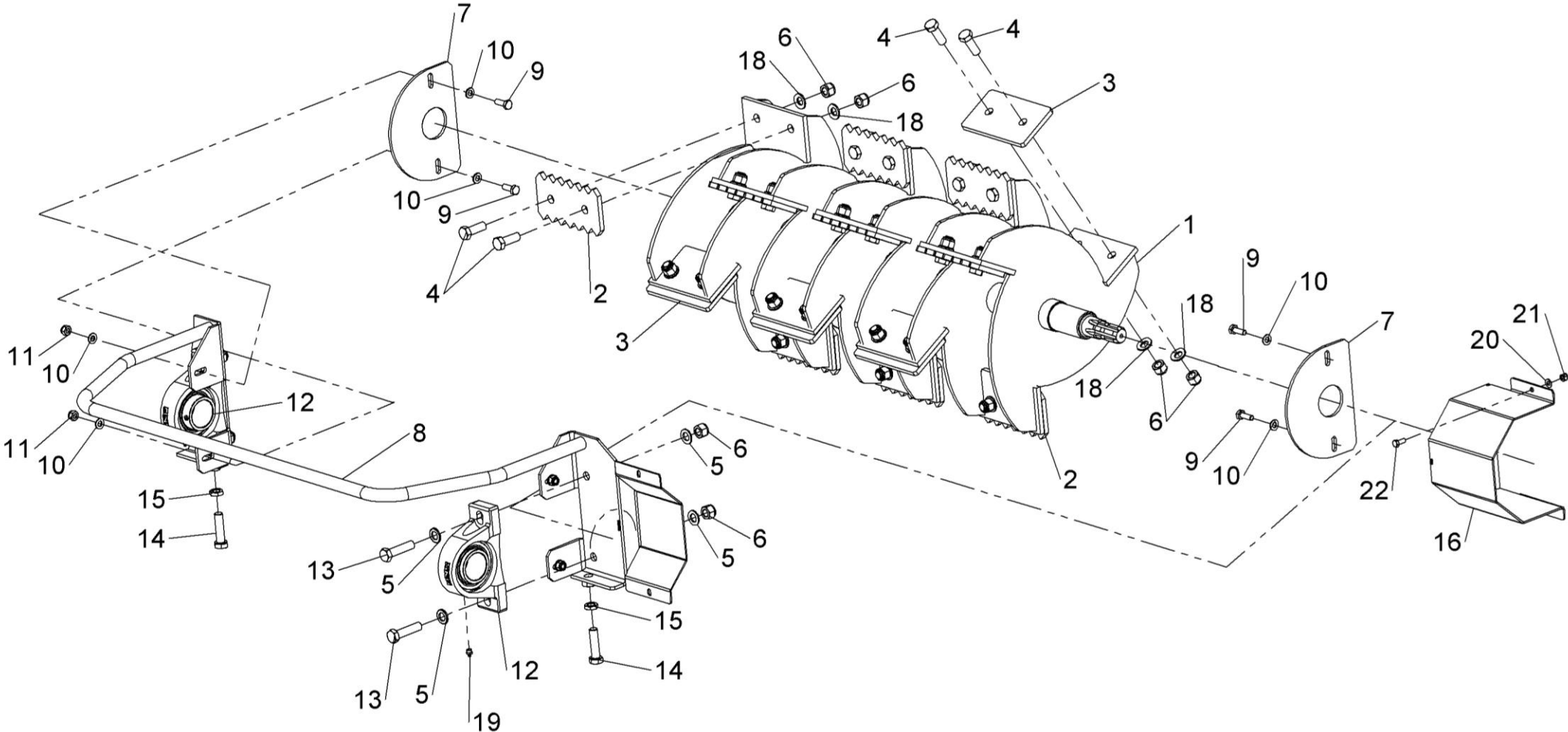


609059 01



Shelbourne Reynolds Engineering Limited

ASSY NUMBER: 609061 01				ASSY DESCRIPTION: DISCHARGE ROTOR SUB ASSY			
ITEM	PART NO	DESCRIPTION	QTY	ITEM	PART NO	DESCRIPTION	QTY
1	591729 01	IMPELLER W/ASSY	1				
2	590215 01	IMPELLER BLADE	12				
3	590216 01	IMPELLER BLADE	6				
4	HSS-0317	SETSCREW	36				
5	WSH-0024	PLAIN WASHER	8				
6	NUT-0271	NYLOC NUT	40				
7	590165 01	BRG FLANGE PLATE DTL	2				
8	591936 01	IMPELLER GUARD ASSY	1				
OR	601861 01	SERIAL No PSD16130336 & ON IMPELLER GUARD ASSY UP TO & INC PSD16130329	1				
9	HSS-0194	SETSCREW	4				
10	WSH-0015	PLAIN WASHER	8				
11	NUT-0265	NYLOC NUT	4				
12	BRG-25540	PLUMMER BLOCK SUPPORT	2				
13	HSS-0322	SETSCREW	4				
14	HSS-0320	SETSCREW	2				
15	NUT-0380	HALF NUT	2				
16	591939 01	PTO GUARD W/A	1				
OR	PTO-00901	SERIAL No PSD16130336 & ON PLASTIC CONE SHROUD UP TO & INC PSD16130329	1				
17	CLP-00585	JUBILEE CLIP UP TO & INC PSD16130329 ONLY	1				
18	WSHA30161	WASHER	36				
19	NIP-0001	GREASE NIPPLE	2				
20	WSH-0012	WASHER	2				
21	NUT-0263	NUT	2				
22	HSS-0140	SETSCREW (M8x20)	2				

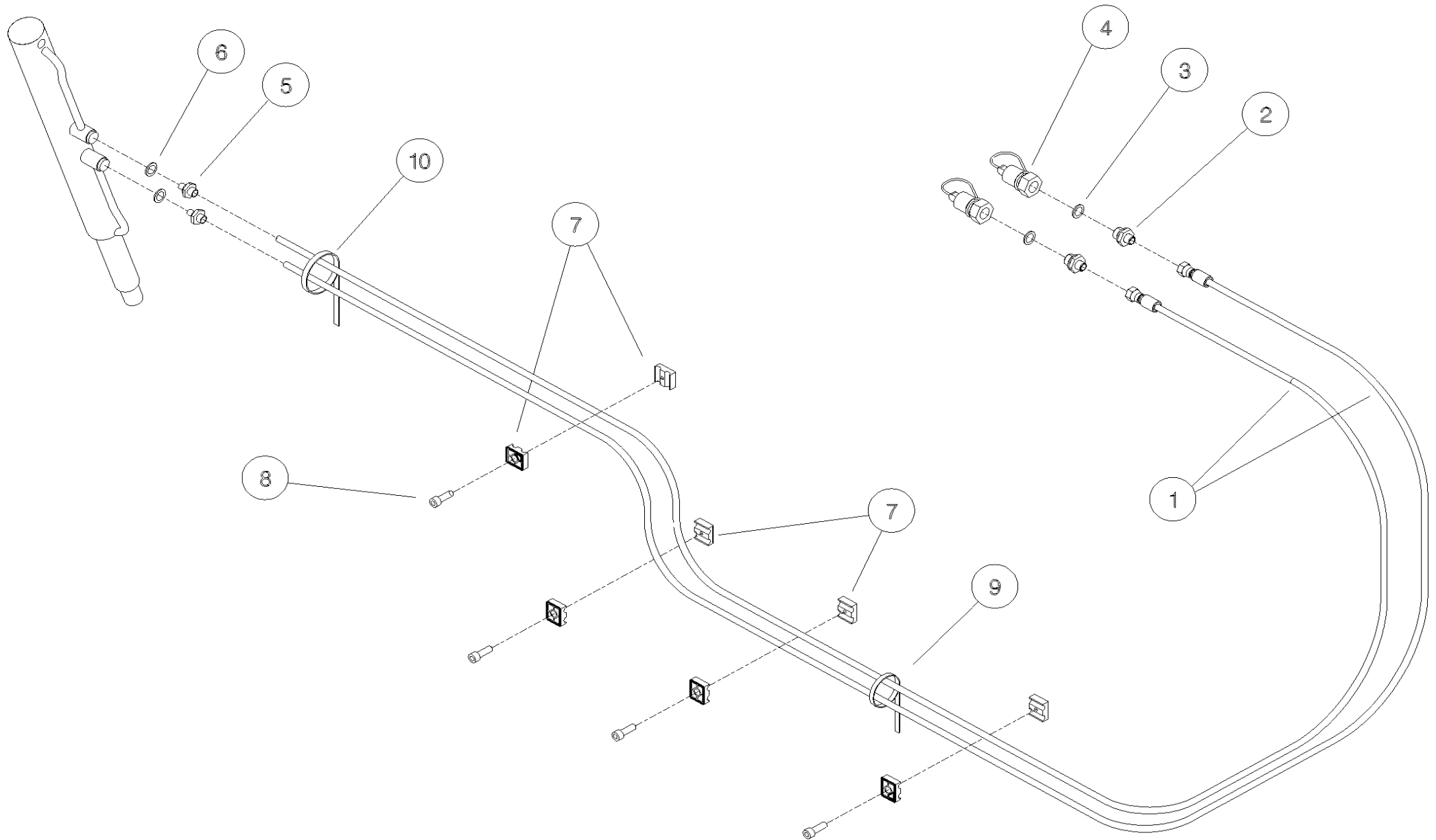


609061 01



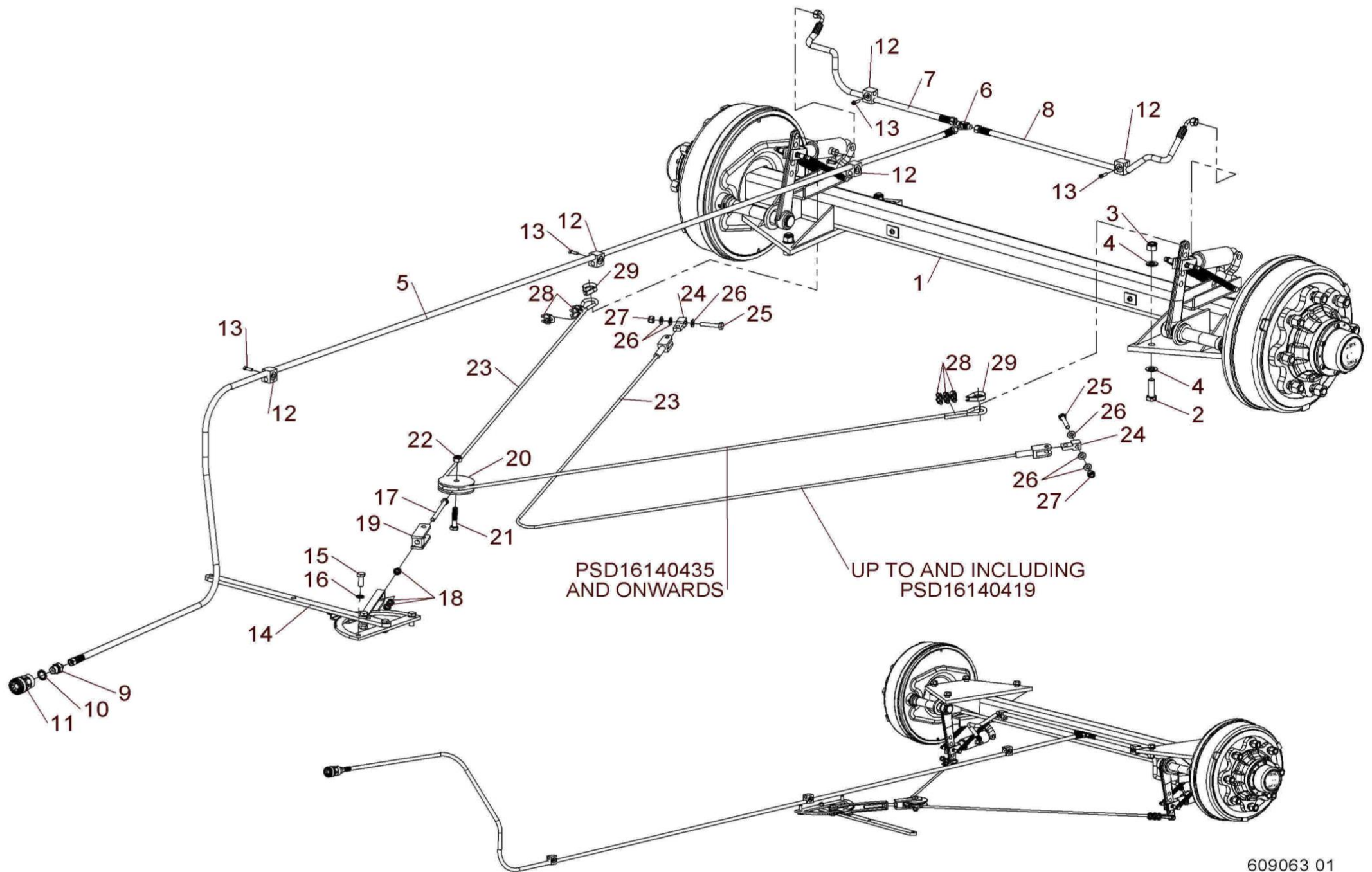
Shelbourne Reynolds Engineering Limited

ASSY NUMBER: 609062 01				ASSY DESCRIPTION: DOOR HYDRAULICS SUB ASSY			
ITEM	PART NO	DESCRIPTION	QTY	ITEM	PART NO	DESCRIPTION	QTY
1	HHAC51005	HOSE ASSY (SEE DRG)	2				
2	HMA-0055	ADAPTOR MALE/MALE	2				
3	WSH-1015	DOWTY WASHER 1/2"	2				
4	COU-0162	QUICK RELEASE COUPLING	2				
5	FIT-0025	1/4"BSP X 3/8"BSP	2				
6	WSH-1010	DOWTY WASHER 3/8"	2				
7	HCPD01200	HYD.PIPE CLAMP	4				
8	SCW-0083	CAP HEAD SCREW	4				
9	TIE-0004	TIE WRAPS (MED)	4				
10	TIE-0012	TIE WRAP (EX.LARGE)	3				



Shelbourne Reynolds Engineering Limited

ASSY NUMBER: 609063 01				ASSY DESCRIPTION: AXLE SUB ASSY			
ITEM	PART NO	DESCRIPTION	QTY	ITEM	PART NO	DESCRIPTION	QTY
1	591893 01	PSPREAD DAIRY AXLE WA (PSD16140354 & ON-M18)	1				
OR	590888 08	PSPREAD DAIRY AXLE WA (UP TO & INC PSD16140353-M20)					
2	HSS-0318	SETSCREW	8				
3	NUT-0271	NYLOC NUT	8				
4	WSH-0024	PLAIN WASHER	16				
5	HHAC61005	HOSE ASSY	1				
6	HMT-0010	1/4"BSP EQUAL TEE MALE	1				
7	HHBC06305	HOSE ASSY	1				
8	HHBC09105	HOSE ASSY	1				
9	HMA-0055	ADAPTOR MALE/MALE	1				
10	WSH-1015	DOWTY WASHER 1/2"	1				
11	HQR-10007	HYD.QUICK RELEASE COUP.	1				
12	HCPD01200	HYD.PIPE CLAMP	5				
13	SCW-0083	CAP HEAD SCREW	5				
14	BRA-14001	HANDBRAKE ASSY (2015 ON)	1				
	590222 01	HANDBRAKE ASSY (PRE 2015)					
15	HSS-0238	BOLT	2				
16	WSH-0065	SPRING WASHER	2				
17	HSSA10740	HEXAGON HD SETSCREW (PRE 2015)					
18	NUT-0167	PLAIN NUT PLATED	3				
19	BRA-14002	PULLEY ASSY (2015 ON)	1				
	590060 01	PULLEY FORK W/ASSY (PRE 2015)					
20	590101 01	CABLE PULLEY DTL (PRE 2015)					
21	BLTA12350	HEX.HEAD BOLT (PRE 2015)					
22	NUT-0269	NUT (PRE 2015)					
23	591400 01	HANDBRAKE CABLE	1		SERIAL No	PSD16140435 ONWARDS	
23	590072 01	REAR CABLE	1		UP TO AND	INCLUDING PSD16140419	
24	590062 01	PIVOT BLOCK DTL	2		UP TO AND	INCLUDING PSD16140419	
25	BLTA10350	HEX.HEAD BOLT	2		UP TO AND	INCLUDING PSD16140419	
26	WSH-0015	PLAIN WASHER	6		UP TO AND	INCLUDING PSD16140419	
27	NUT-0265	NYLOC NUT	2		UP TO AND	INCLUDING PSD16140419	
28	WRP-02080	WIRE CABLE CLAMP	6		SERIAL No	PSD16140435 ONWARDS	
29	WRP-01050	WIRE THIMBLE	2		SERIAL No	PSD16140435 ONWARDS	

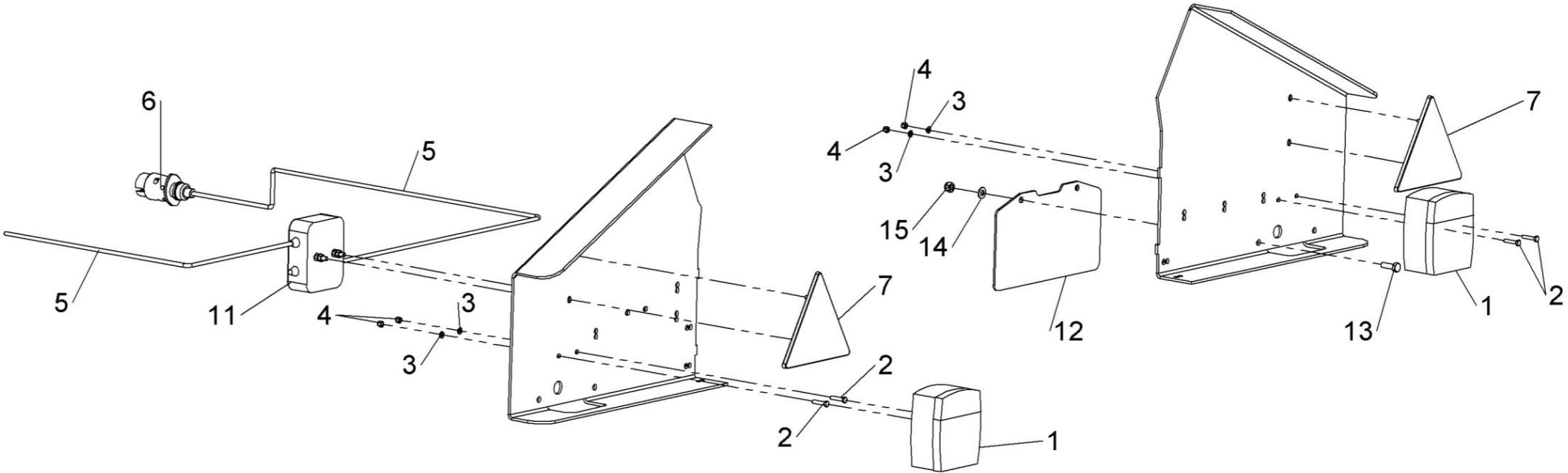


609063 01



Shelbourne Reynolds Engineering Limited

ASSY NUMBER: 609064 01				ASSY DESCRIPTION: LIGHTING SUB ASSY			
ITEM	PART NO	DESCRIPTION	QTY	ITEM	PART NO	DESCRIPTION	QTY
1	LMP-10412	REAR LIGHT CLUSTER	2				
		PSD16160553 & ON					
0R	LMP-10408	REAR LIGHT CLUSTER	2				
		UP TO & INC PSD16150507					
2	HSS-0070	SETSCREW	4				
3	WSH-0006	PLAIN WASHER	4				
4	NUT-0258	NYLOC NUT	4				
5	CBL-03530	7 CORE ELECTRICAL CABLE	9m				
6	PLG-0005	7 PIN PLUG	1				
7	REF-0035	TRIANGULAR REFLECTOR	2				
8							
9							
10							
11	JNC-00000	ELECTRIC JUNCTION BOX	1				
12	591564 01	NUMBER PLATE MTG BRKT	1				
13	HSS-0145	BOLT	2				
14	WSH-0012	PLAIN WASHER	2				
15	NUT-0263	NYLOC NUT	2				

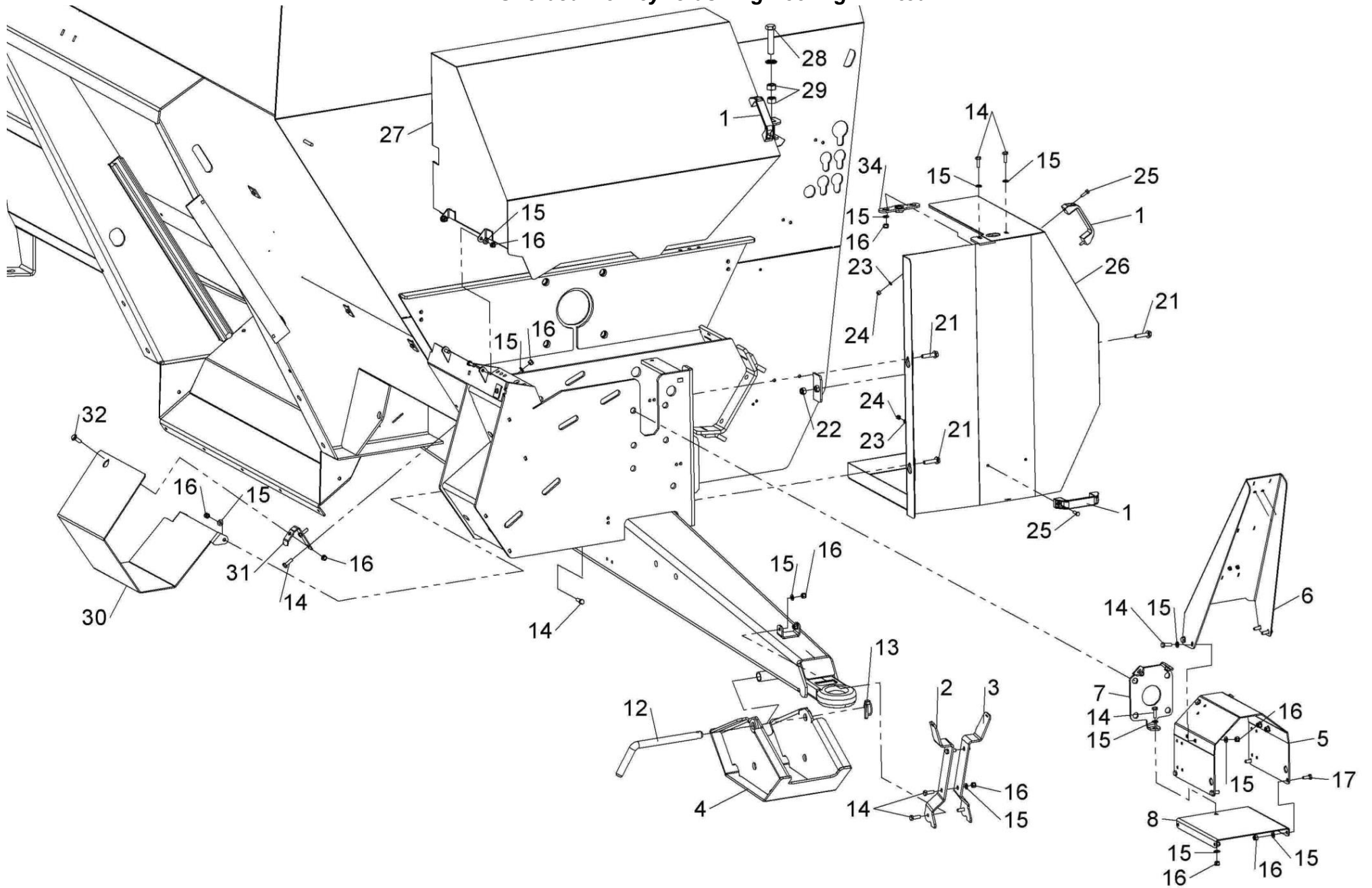


609064 01



Shelbourne Reynolds Engineering Limited

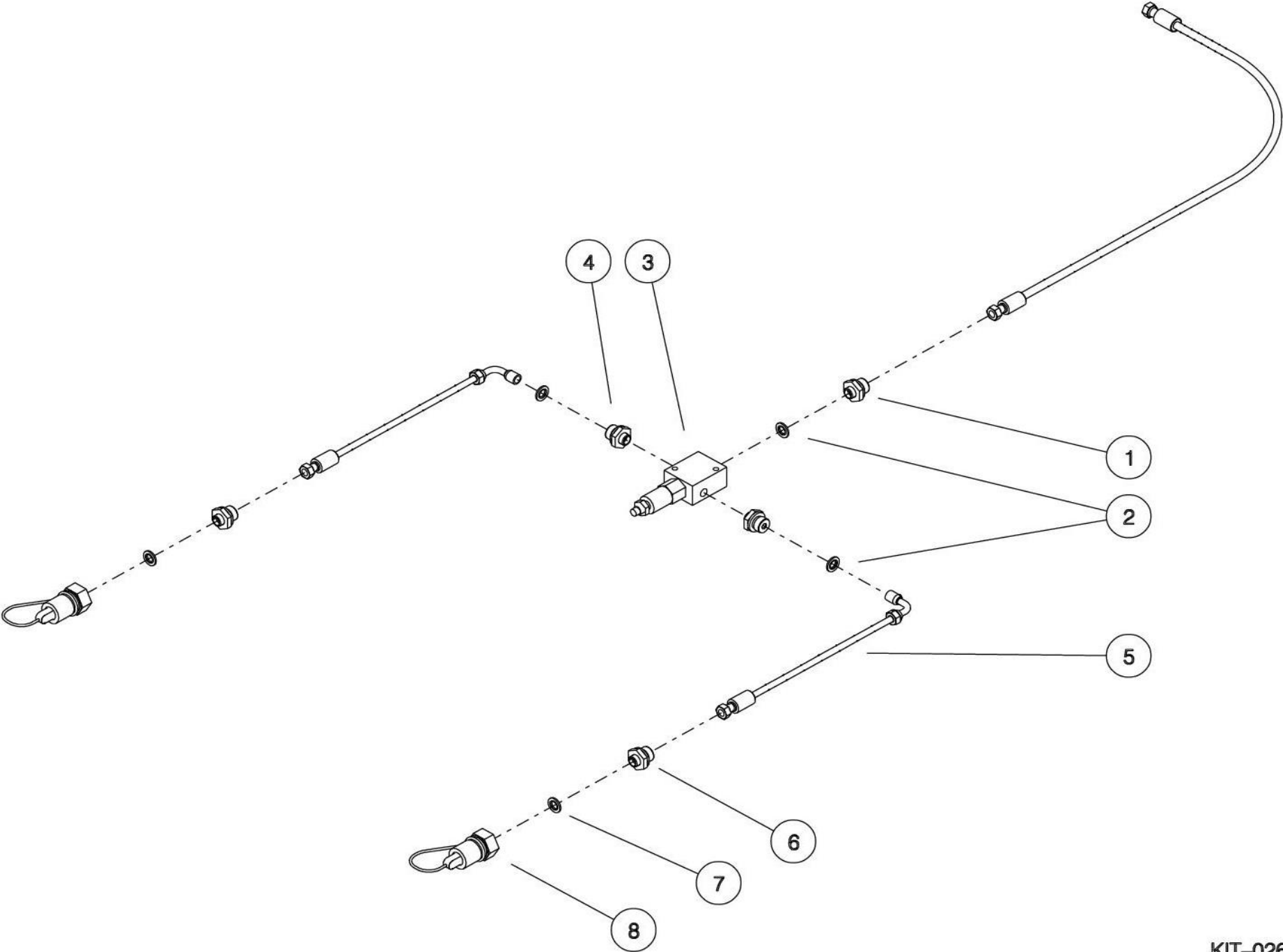
ASSY NUMBER: 609065 01				ASSY DESCRIPTION: GUARDS SUB ASSY			
ITEM	PART NO	DESCRIPTION	QTY	ITEM	PART NO	DESCRIPTION	QTY
1	HND-0000	BLACK PLASTIC HANDLE	3				
2	591378 01	PTO STAND LH	1				
3	591378 02	PTO STAND RH	1				
4	591683 01	FOOT W/A	1				
5	591843 01	FRONT PTO GUARD	1				
6	591842 01	HOSE SUPPORT	1				
7	591694 01	GUARD MOUNTING PLATE	1				
8	591844 01	LOWER PTO GUARD	1				
9							
10							
11							
12	591567 01	LOCKING PIN	1				
13	PIN-01950	LYNCH PIN	1				
14	HSS-0145	BOLT	19				
15	WSH-0012	PLAIN WASHER FORM A	30				
16	NUT-0263	NYLOC NUT	24				
17	HSS-0140	BOLT	4				
18							
19							
20							
21	HSSG10260	HEX HD TENSILOCK BOLT	3				
22	NUT-0265	NYLOC NUT	3				
23	WSH-0009	PLAIN WASHER FORM A	6				
24	NUT-0260	NYLOC NUT	6				
25	HSS-0086	SET SCREW	6				
26	591832 01	SIDE GUARD W/A	1				
27	591835 01	TOP GUARD W/A	1				
28	HSSA16500	HEX. HEAD SETSCREW	1				
29	NUT-0180	PLAIN NUT PLATED	2				
30	591839 01	IMPELLER PTO GUARD	1				
31	591841 01	GUARD BRKT W/A	1				
32	HSSF08174	HEX HD SETSCREW	1				
33	WSHA30161	WASHER	1				
34	591864 01	GUARD FIXING BRKT W/A	1				



609065 01

Shelbourne Reynolds Engineering Limited

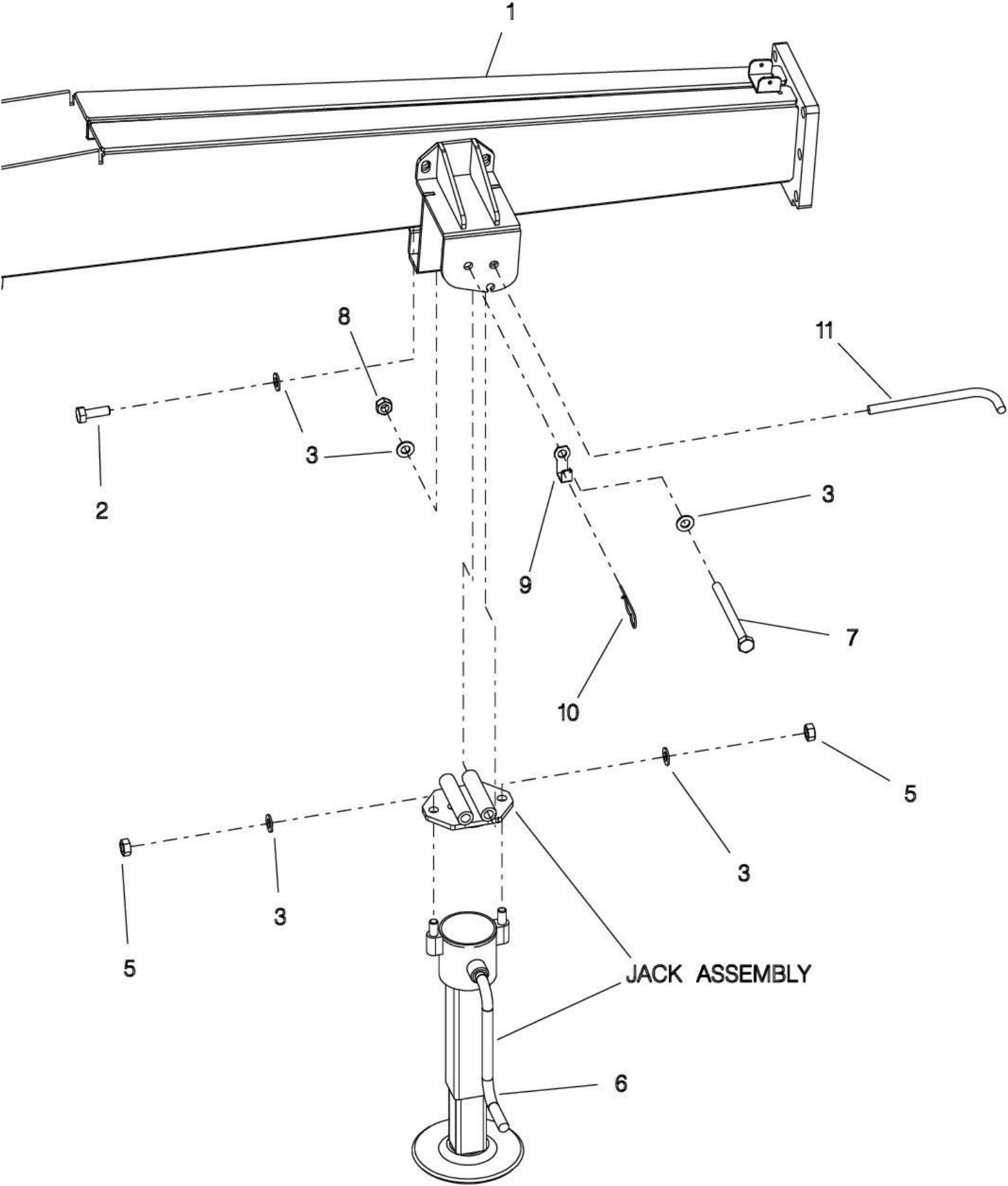
ASSY NUMBER: KIT-02602				ASSY DESCRIPTION: BRAKE RELIEF KIT			
ITEM	PART NO	DESCRIPTION	QTY	ITEM	PART NO	DESCRIPTION	QTY
1							
2	WSH-1005	DOWTY WASHER	3				
3	HVB-22110	RELIEF VALVE	1				
4	HMA-0052	ADAPTOR	3				
5	HHBC02505	HYD HOSE	2				
6	HMA-0055	ADAPTOR	2				
7	WHS-1015	DOWTY WASHER	2				
8	COU-0162	Q.R COUPLING	2				



KIT-02602

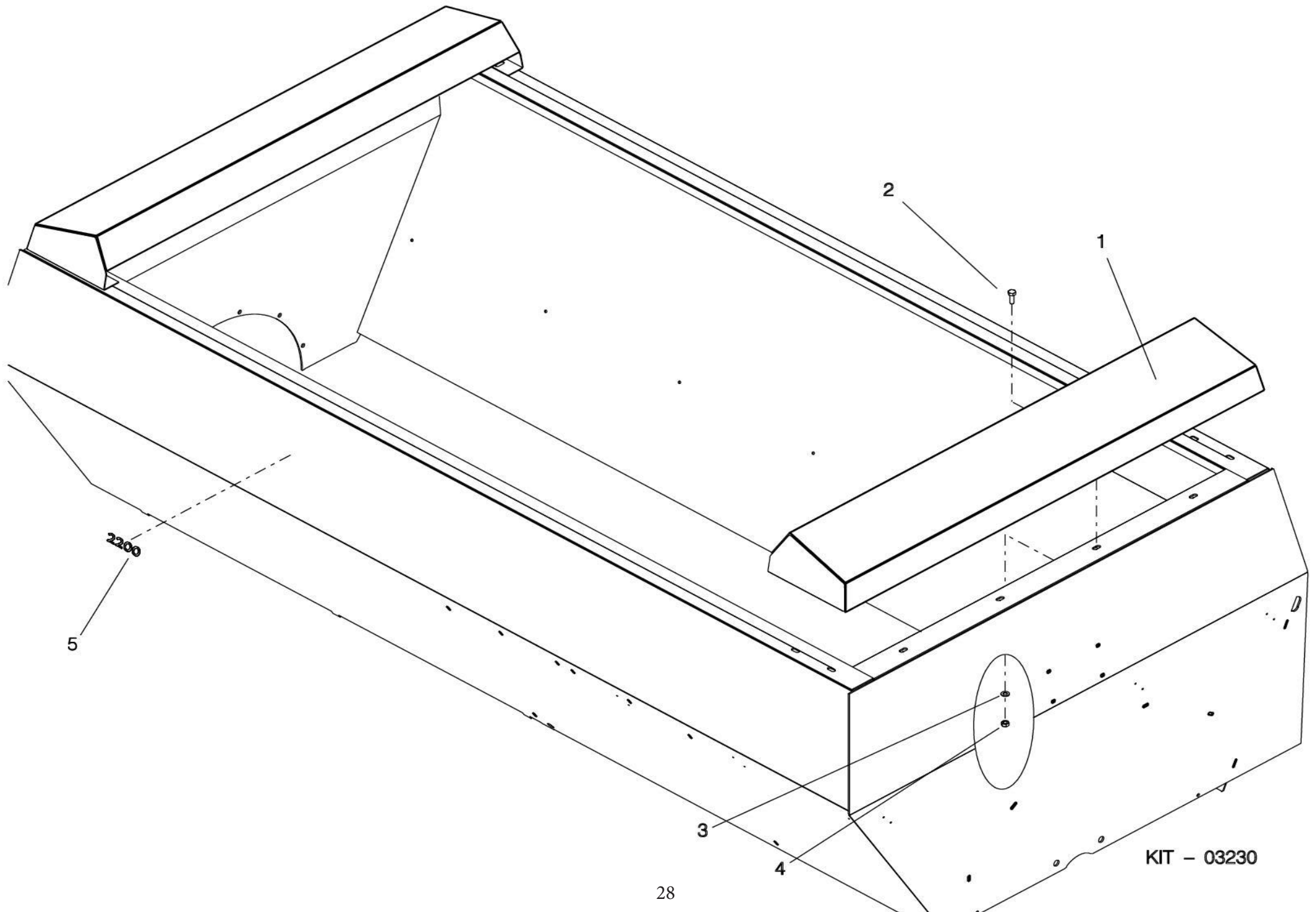
Shelbourne Reynolds Engineering Limited

ASSY NUMBER: KIT-03223				ASSY DESCRIPTION: PARKING JACK KIT			
ITEM	PART NO	DESCRIPTION	QTY	ITEM	PART NO	DESCRIPTION	QTY
1	590856 01	JACK FIXING W/A	1				1.66
2	HSS-0316	BOLT	4				
3	WSH-0024	WASHER	8				
4							
5	NUT-0180	NUT	2				
6	JAC-00025	PARKING JACK	1				
7	BLTA16750	BOLT	1				
8	NUT-0271	NUT	1				
9	611992 01	HANDLE SUPPORT	1				
10	RCL-0015	R-CLIP	1				
11	612406 01	PIN	1				



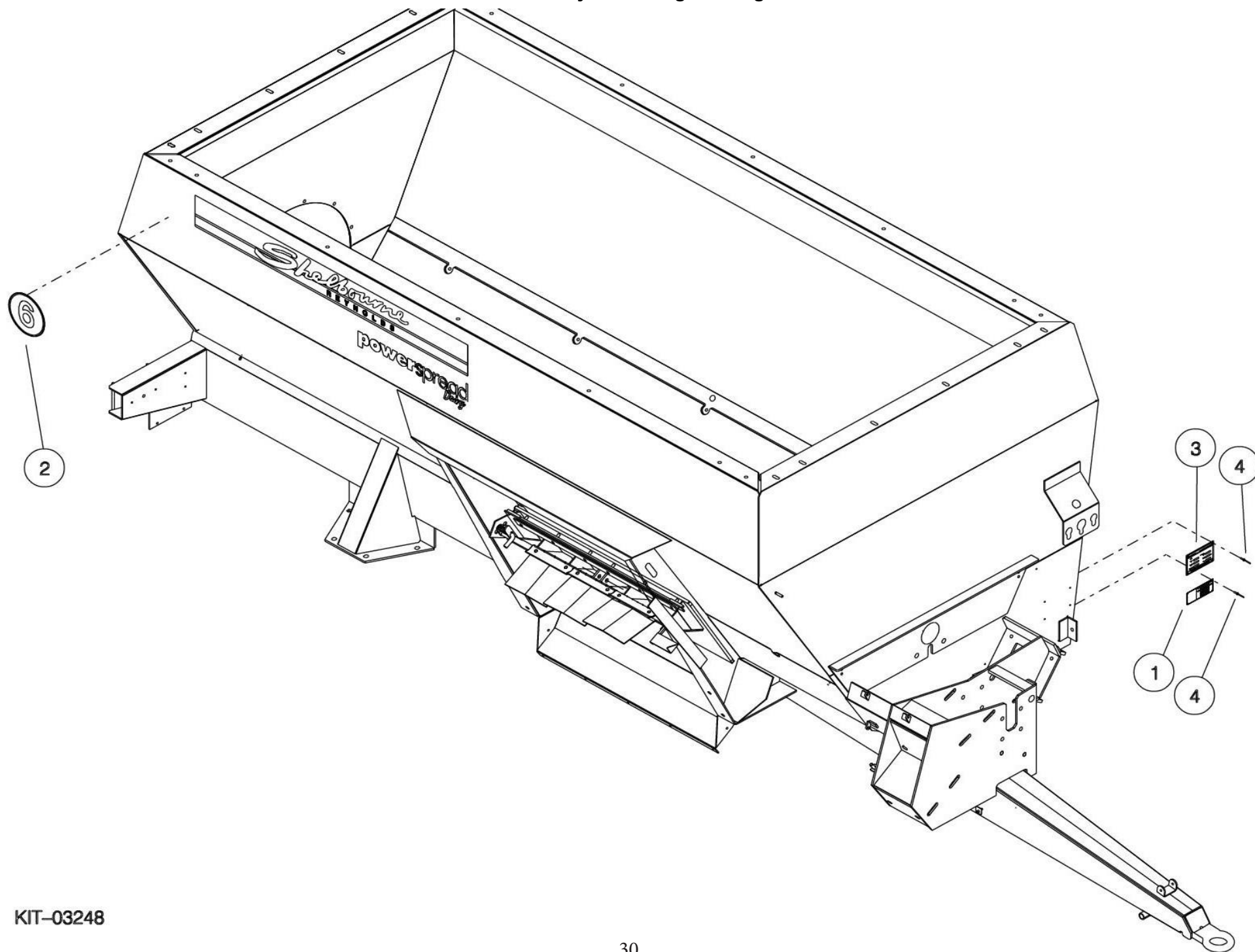
Shelbourne Reynolds Engineering Limited

ASSY NUMBER: KIT-03230				ASSY DESCRIPTION: SLURRY CANOPY KIT			
ITEM	PART NO	DESCRIPTION	QTY	ITEM	PART NO	DESCRIPTION	QTY
1	590619 01	SLURRY CANOPY W/A	2				
2	HSS-0238	SET SCREW	16				
3	WSH-0018	WASHER	16				
4	NUT-0269	NUT	16				
5A	591007 01	TRANSFER (1400)	2				
OR		1400 MODEL ONLY					
5B	591007 02	TRANSFER (1600)	2				
OR		1600 MODEL ONLY					
5C	591007 05	TRANSFER (2200)	2				
		2200 MODEL ONLY					



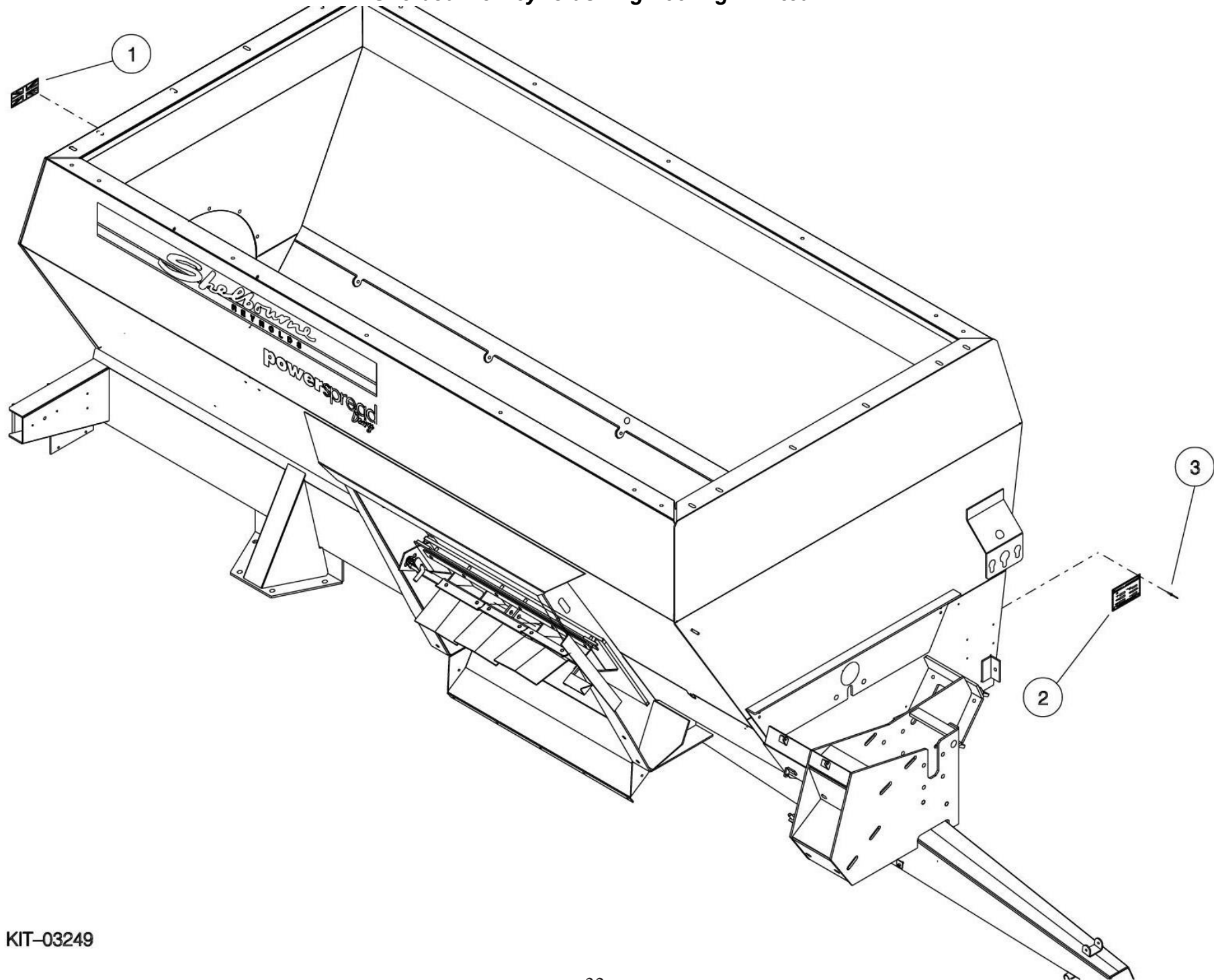
Shelbourne Reynolds Engineering Limited

ASSY NUMBER: KIT-03248				ASSY DESCRIPTION: GERMAN PARTS KIT			
ITEM	PART NO	DESCRIPTION	QTY	ITEM	PART NO	DESCRIPTION	QTY
1	TNF-0201	GERMAN IDENTIFICATION PLATE	1				
2	612610 01	6KM/H TRANSFER	3				
3	590145 01	UK IDENTIFICATION PLATE	1				
4	POP-0006	POP RIVET	8				



Shelbourne Reynolds Engineering Limited

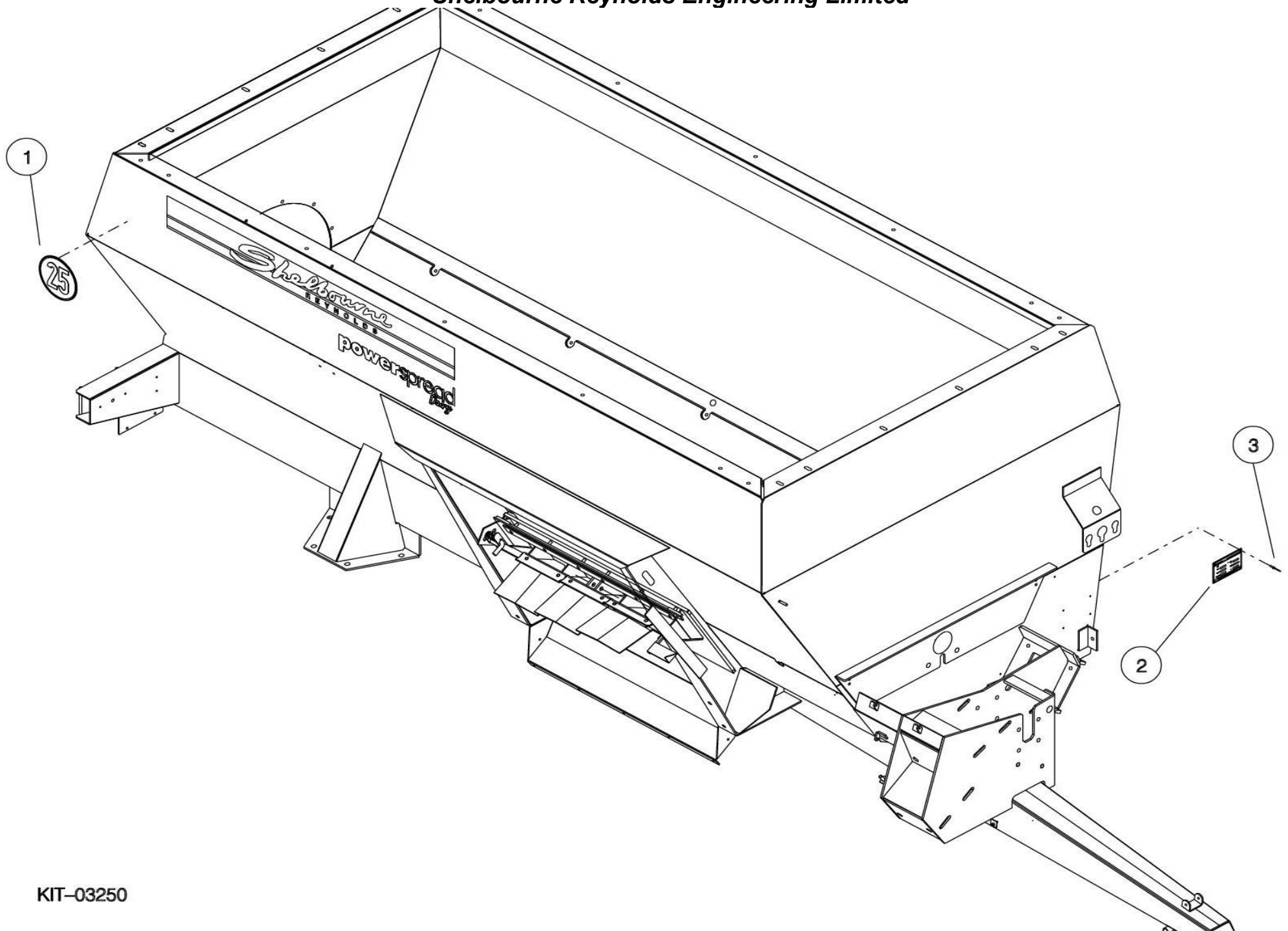
ASSY NUMBER: KIT-03249				ASSY DESCRIPTION: UK PARTS KIT			
ITEM	PART NO	DESCRIPTION	QTY	ITEM	PART NO	DESCRIPTION	QTY
1	610563 01	UNION JACK TRANSFER	1				
2	590145 01	UK IDENTIFICATION PLATE	1				
3	POP-0006	POP RIVET	4				



KIT-03249

Shelbourne Reynolds Engineering Limited

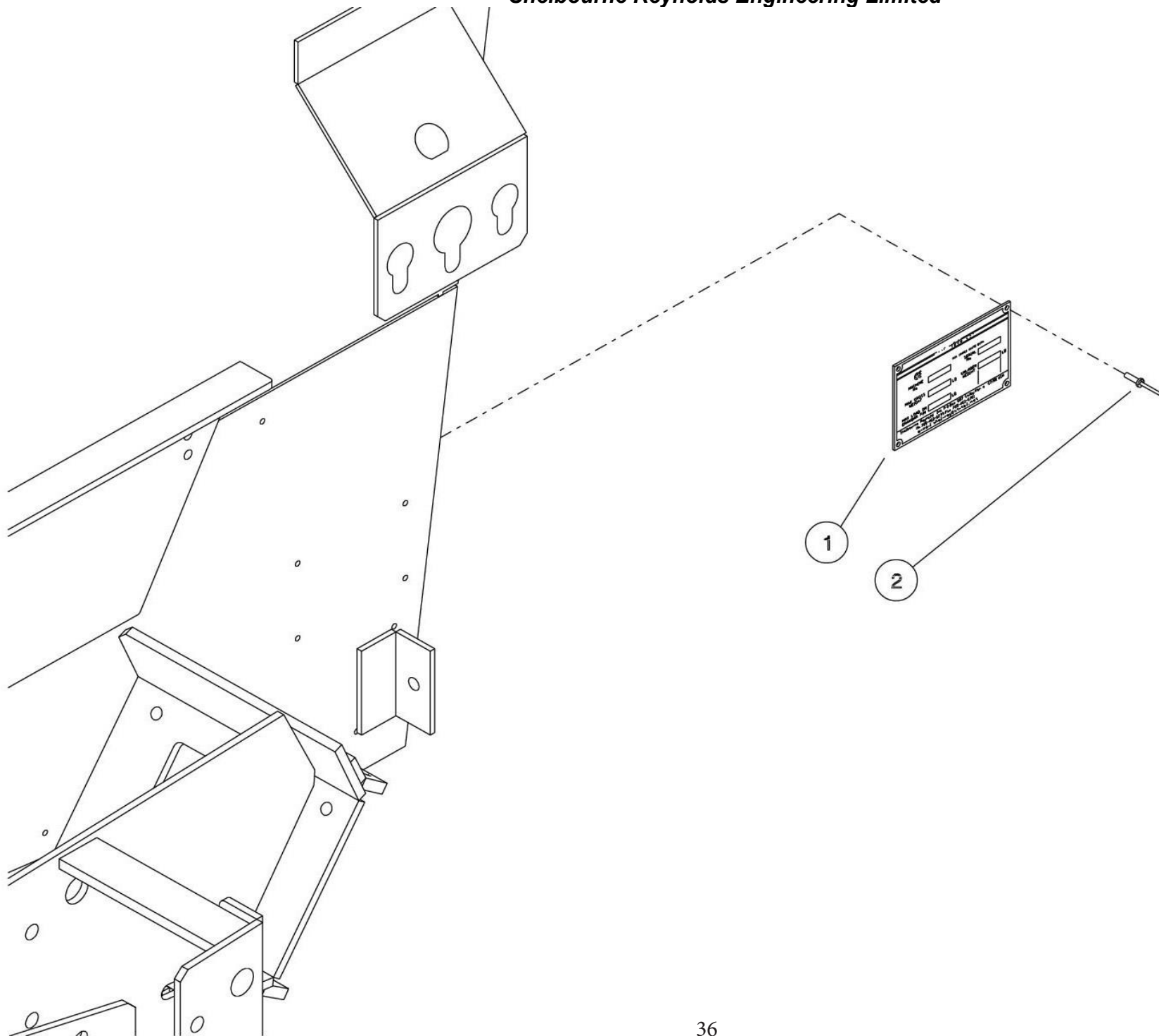
ASSY NUMBER: KIT-03250				ASSY DESCRIPTION: EUROPEAN PARTS KIT			
ITEM	PART NO	DESCRIPTION	QTY	ITEM	PART NO	DESCRIPTION	QTY
1	611033 01	25Km/h TRANSFER	3				
2	590145 01	UK IDENTIFICATION PLATE	1				
3	POP-0006	POP RIVET	4				



KIT-03250

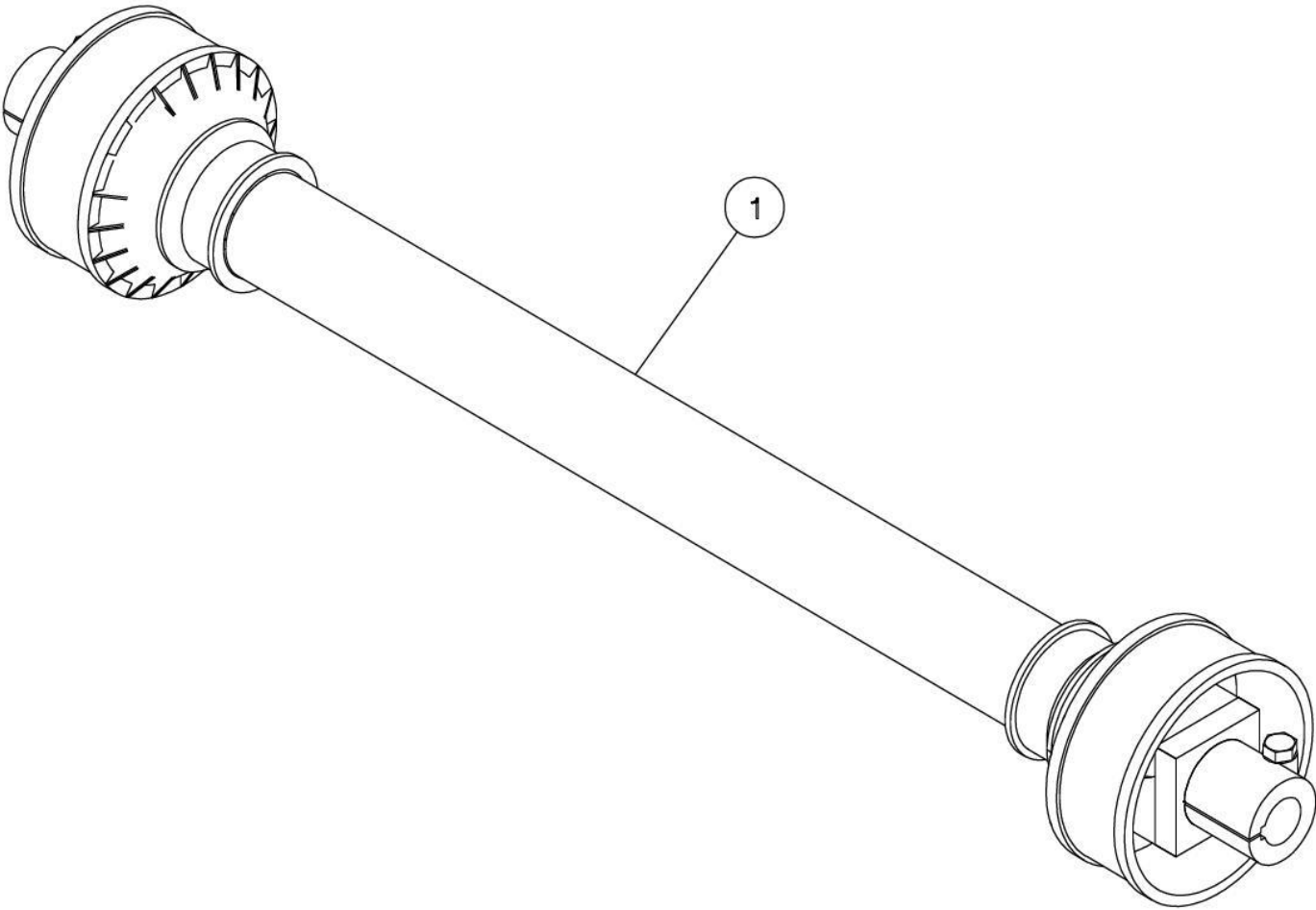
Shelbourne Reynolds Engineering Limited

ASSY NUMBER: KIT-03251				ASSY DESCRIPTION: USA PARTS KIT			
ITEM	PART NO	DESCRIPTION	QTY	ITEM	PART NO	DESCRIPTION	QTY
1	612269 01	USA IDENTIFICATION PLATE	1				
2	POP-0006	POP RIVET	4				



Shelbourne Reynolds Engineering Limited

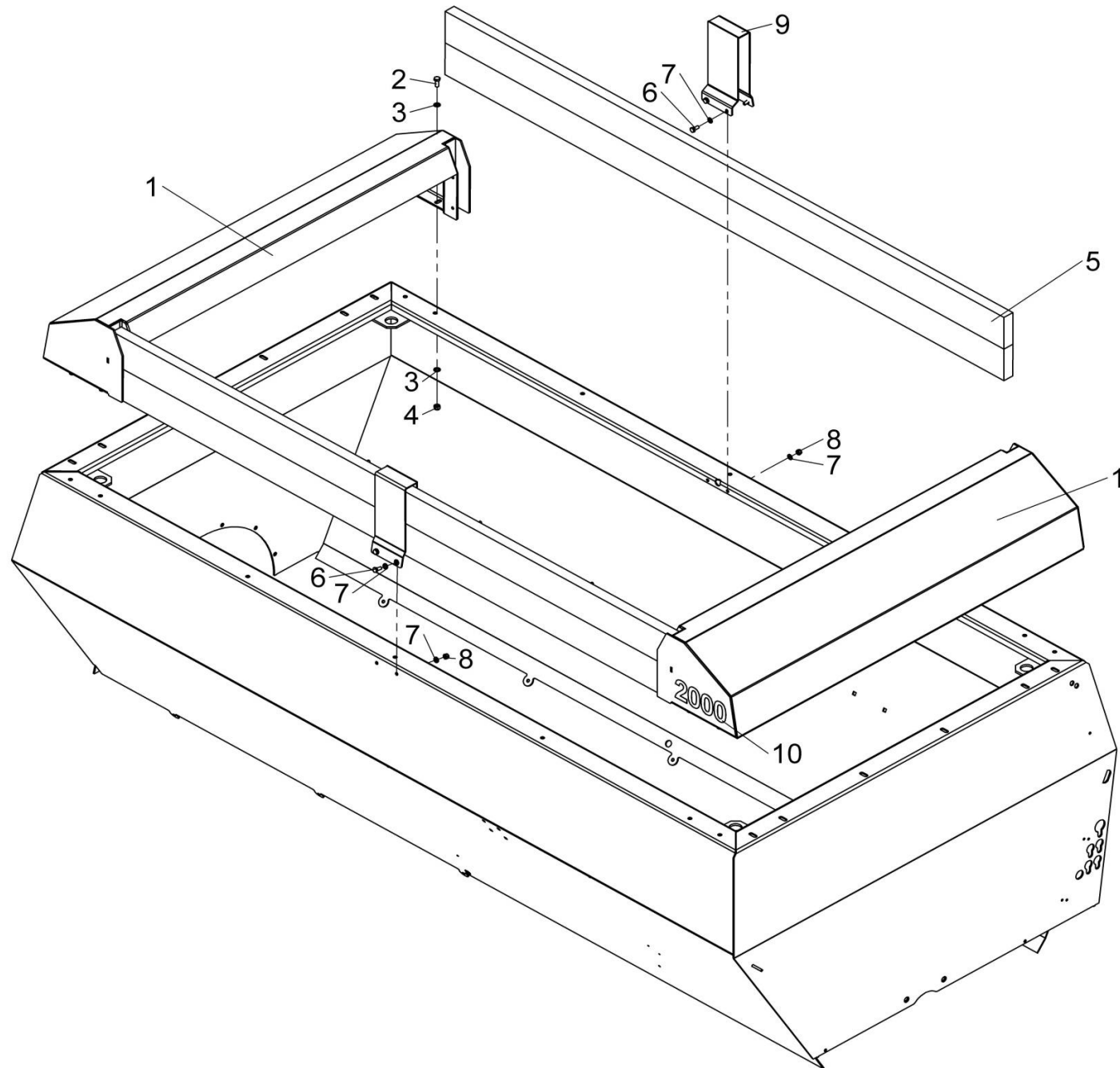
ASSY NUMBER: KIT-03276a				ASSY DESCRIPTION: STANDARD PTO SHAFT KIT			
ITEM	PART NO	DESCRIPTION	QTY	ITEM	PART NO	DESCRIPTION	QTY
1	PTO-13001WE	PTO SHAFT ASSY	1				



KIT-03275
KIT-03276

Shelbourne Reynolds Engineering Limited

ASSY NUMBER: KIT-03309				ASSY DESCRIPTION: 12"WOODEN EXT TOP KIT(1600-2000 GALLON)			
ITEM	PART NO	DESCRIPTION	QTY	ITEM	PART NO	DESCRIPTION	QTY
1	590944 01	SLURRY CANOPY W/A	2				
2	HSS-0238	SET SCREW	20				
3	WSH-0018	WASHER	20				
4	NUT-0269	NUT	20				
5	WOO-0016	WOODEN PLANK	4				
6	HSS-0191	SETSCREW	8				
7	WSH-0015	WASHER	16				
8	NUT-0265	NUT	8				
9	590949 01	LARGE EXTN SIDE BRKT W/A	2				
10	591758 01	2000 EMBLEM	2				

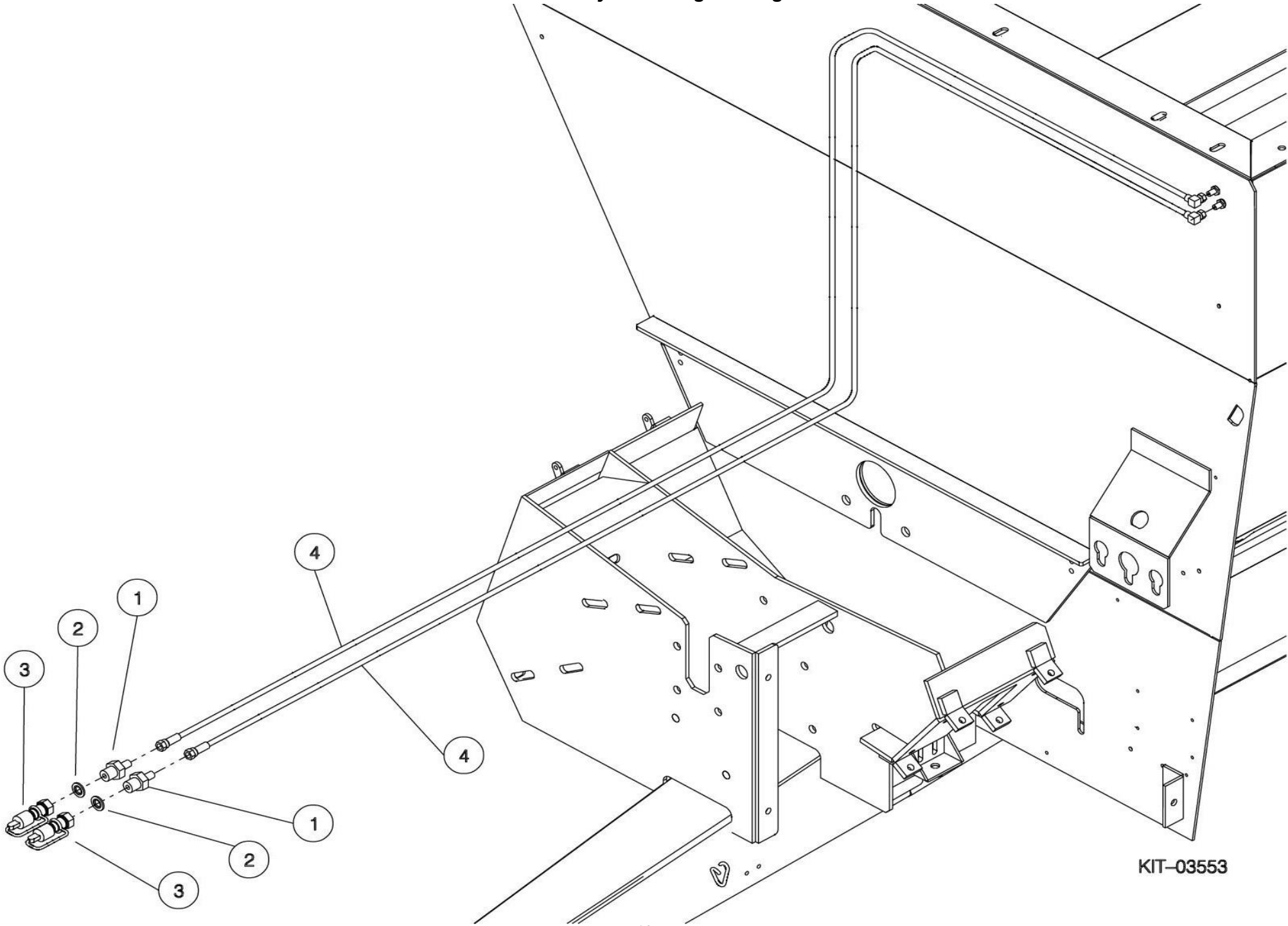


KIT-03309



Shelbourne Reynolds Engineering Limited

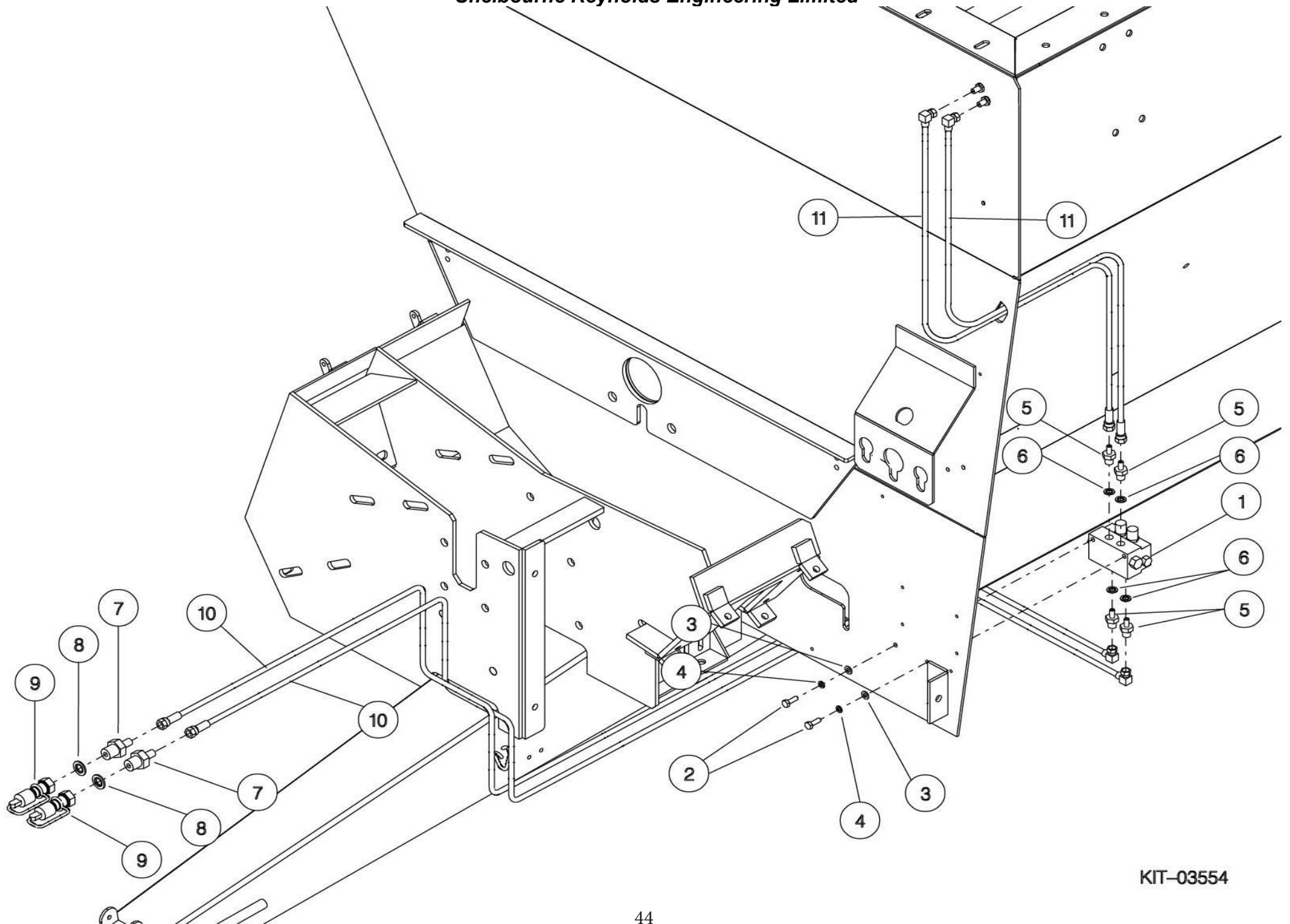
ASSY NUMBER: KIT-03553				ASSY DESCRIPTION: ANTI-BRIDGING MANUAL HYDRAULICS KIT			
ITEM	PART NO	DESCRIPTION	QTY	ITEM	PART NO	DESCRIPTION	QTY
1	HMA-0065	ADAPTOR	2				
2	WSH-1015	WSH-1015 DOWTY WASHER	2				
3	COU-0162	COU-0162 QR COUPLING	2				
4	HHCE60005	HYD HOSE ASSY	2				



KIT-03553

Shelbourne Reynolds Engineering Limited

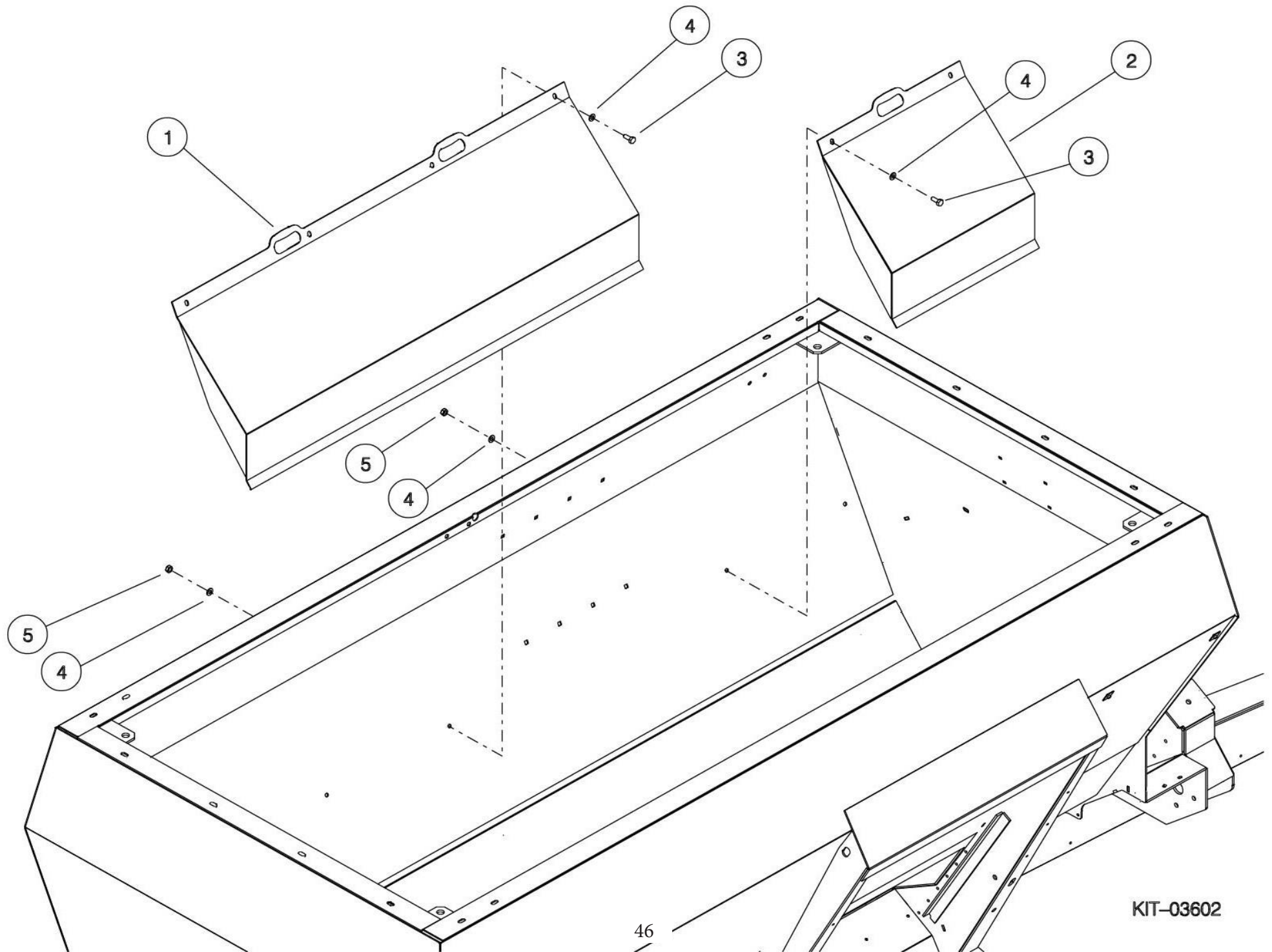
ASSY NUMBER: KIT-03554				ASSY DESCRIPTION: ANTI-BRIDGING AUTO HYDRAULICS KIT			
ITEM	PART NO	DESCRIPTION	QTY	ITEM	PART NO	DESCRIPTION	QTY
1	HVB-25500	RECIPROCATING VALVE	1				
2	HSS-0145	SETSCREW	2				
3	WSH-0012	WASHER	2				
4	WSH-0058	WASHER	2				
5	HMA-0057	ADAPTOR	4				
6	WSH-1010	DOWTY WASHER	4				
7	HMA-0065	ADAPTOR	2				
8	WSH-1015	DOWTY WASHER	2				
9	COU-0162	QR COUPLING	2				
10	HHCE48005	HYD HOSE ASSY	2				
11	HHCE13605	HYD HOSE ASSY	2				



KIT-03554

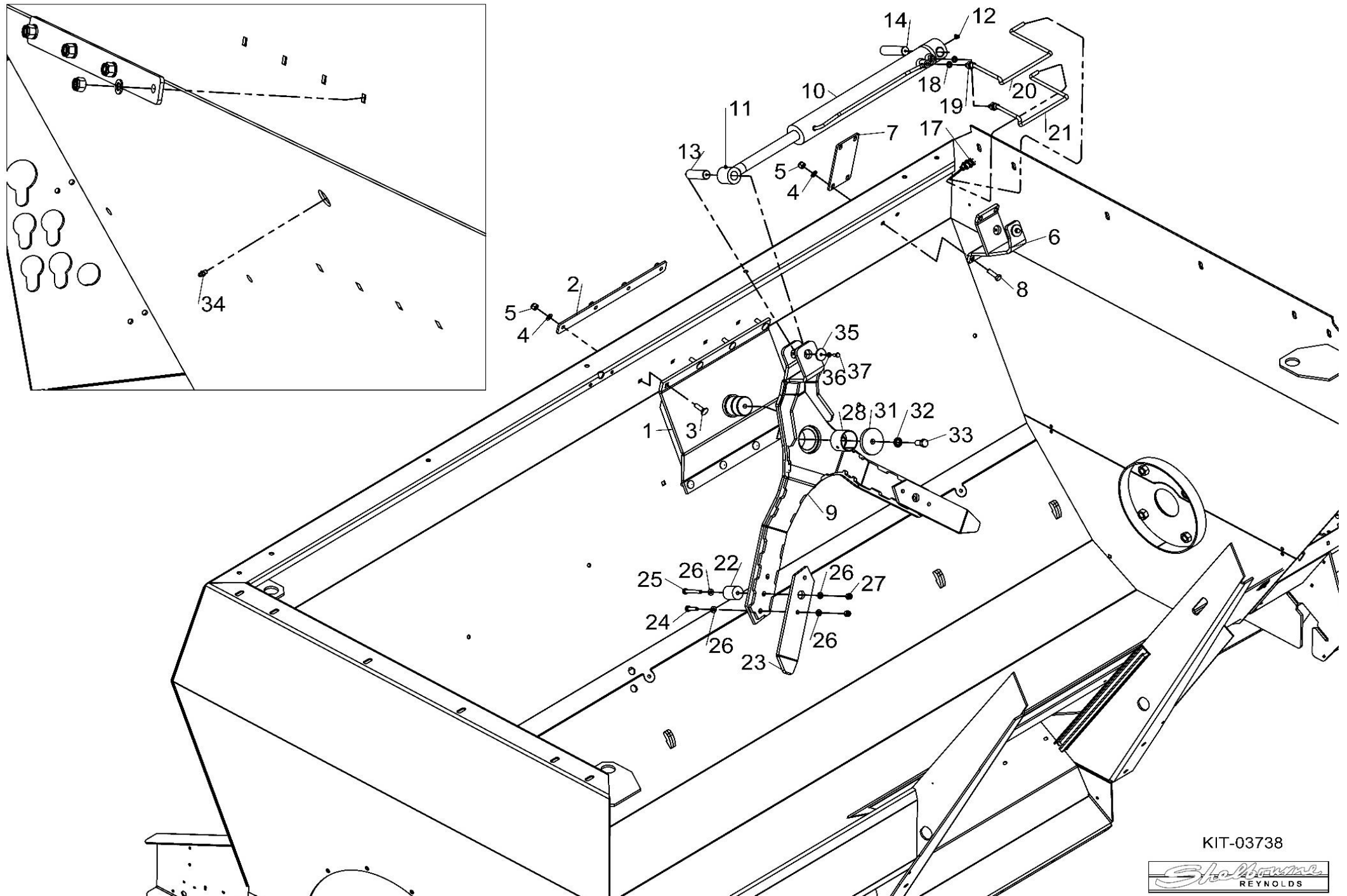
Shelbourne Reynolds Engineering Limited

ASSY NUMBER: KIT-03602				ASSY DESCRIPTION: STRAW PLATE KIT(1400&1600DAIRY/CON)			
ITEM	PART NO	DESCRIPTION	QTY	ITEM	PART NO	DESCRIPTION	QTY
1	590498 01	LONG STRAW PLATE ASSY	1				
2	590497 01	SHORT STRAW PLATE ASSY	1				
3	HSS-0238	SETSCREW	6				
4	WSH-0018	WASHER	12				
5	NUT-0269	NUT	6				



Shelbourne Reynolds Engineering Limited

ASSY NUMBER: KIT-03738				ASSY DESCRIPTION: ANTI-BRIDGING KIT DOUBLE ARM 1600			
ITEM	PART NO	DESCRIPTION	QTY	ITEM	PART NO	DESCRIPTION	QTY
1	591121 01	BRIDGE ARM MTG PLATE W/A	1				
2	591030 01	STRENGTHENER BAR	2				
3	BLT-3800	COACHBOLT	8				
4	WSH-0018	WASHER	12				
5	NUT-0269	NUT	12				
6	591042 01	RAM BRACKET	1				
7	591031 01	STRENGTHENER PLATE	1				
8	HSS-0250	BOLT	4				
9	591134 01	PENDULUM DOUBLE ARM	1				
10	807576 01	HYD RAM (PSD16241174 & ON)	1				
10a	RMSK.....	RAM SEAL KIT, 35mm ROD					
or	801236 01	HYD RAM UPTO & INC PSD16241173	1				
or	RMSK00320	RAM SEAL KIT, 35mm ROD					
11	NIP-00600	GREASE NIPPLE	1				
12	NIP-00605	GREASE NIPPLE	1				
13	592356 02	TAPPED SHAFT	1				
14	592356 01	TAPPED SHAFT	1				
15							
16							
17	HBK-0012	BULKHEAD FITTING	2				
18	WSH-1005	DOWTY WASHER	2				
19	FIT-0025	HYD ADAPT	2				
20	HHCE03005	HYD HOSE ASSY	1				
21	HHCE03405	HYD HOSE ASSY	1				
22	591072 01	NYLON SUPPORT	2				
23	591071 01	ARM EXTENTION	2				
24	HSS-0202	SETSCREW	4				
25	HSSA10440	SETSCREW	2				
26	WSH-0015	PLAIN WASHER	12				
27	NUT-0265	NUT NYLOCK	6				
28	BSHA06565	BUSH	1				
29							
30							
31	190548 72	WASHER	1				
32	WSHA30161	LOCKWASHER	1				
33	HSSA16200	SETSCREW	1				
34	NIP-00600	GREASE NIPPLE	1				
35	190119 12	WASHER	4				
36	WSH-0058	WASHER	4				
37	HSS-0135	SETSCREW	4				

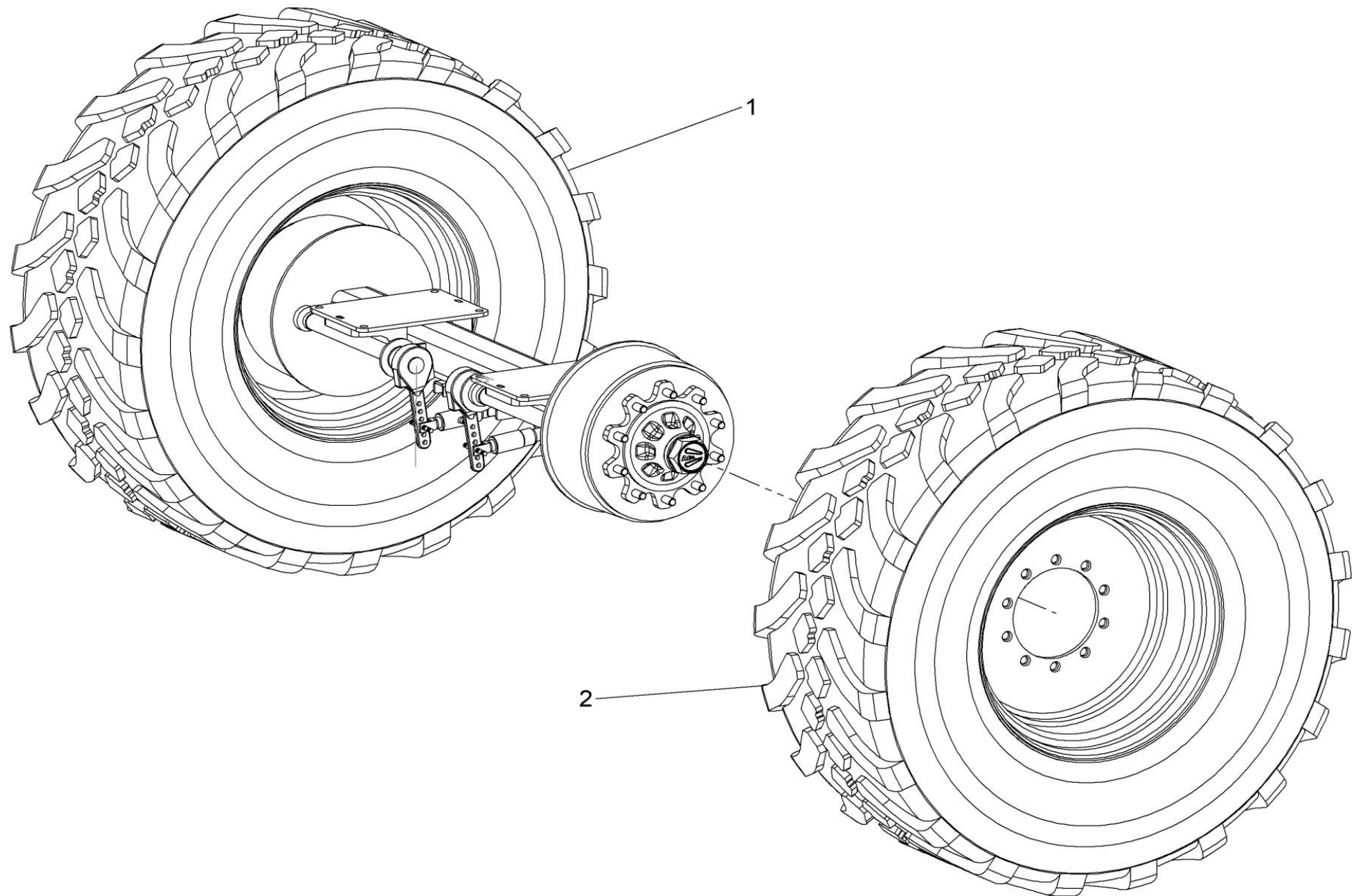


KIT-03738



Shelbourne Reynolds Engineering Limited

ASSY NUMBER: KIT-03772				ASSY DESCRIPTION: WHEEL & TYRE KIT			
ITEM	PART NO	DESCRIPTION	QTY	ITEM	PART NO	DESCRIPTION	QTY
1	WHL-02618	LH WHEEL & TYRE ASSY	1				
2	WHL-02619	RH WHEEL & TYRE ASSY	1				

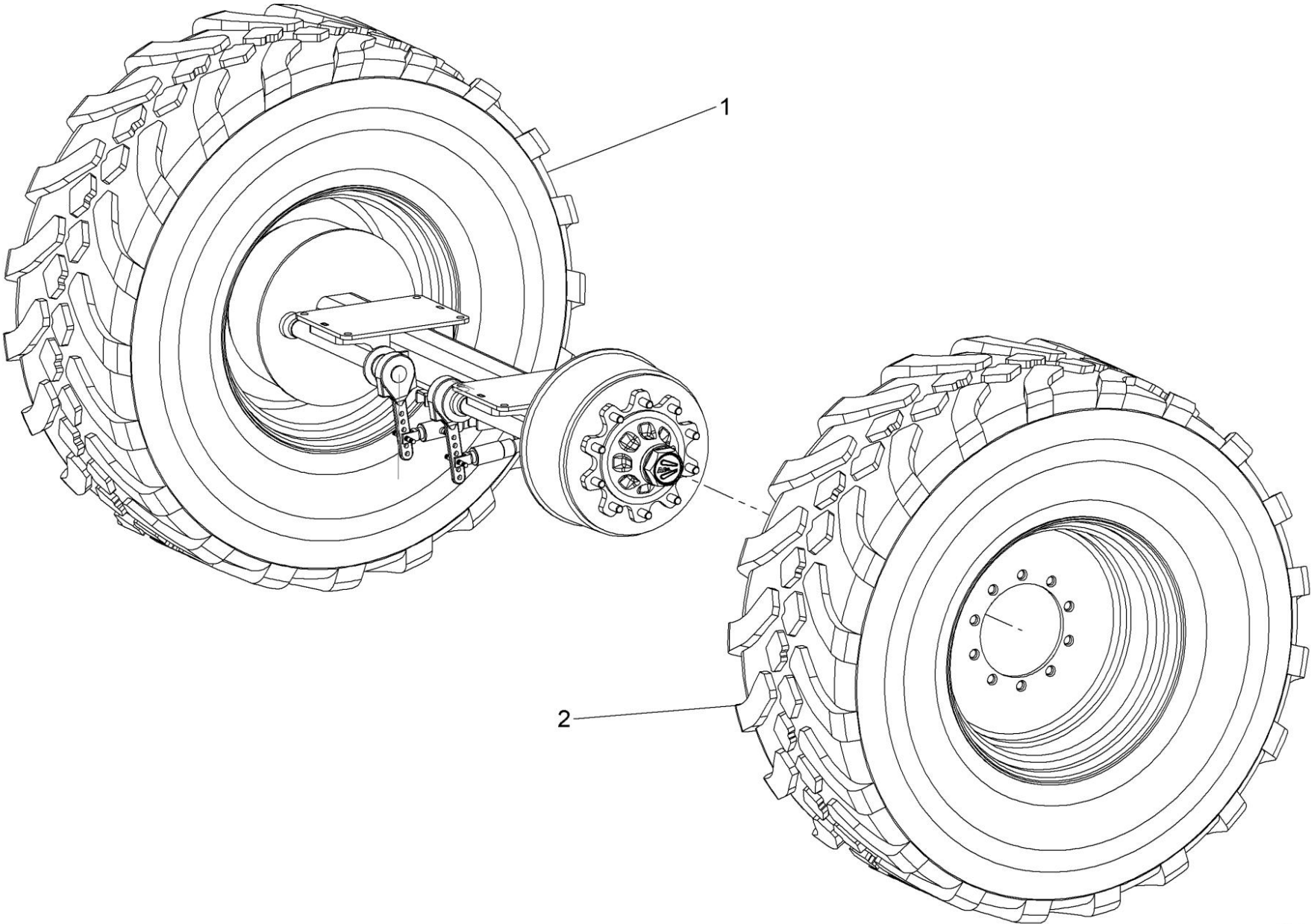


KIT-03772



Shelbourne Reynolds Engineering Limited

ASSY NUMBER: KIT-03772Y				ASSY DESCRIPTION: WHEEL & TYRE KIT (23.1-26 FARMPRO 324)			
ITEM	PART NO	DESCRIPTION	QTY	ITEM	PART NO	DESCRIPTION	QTY
1	WHL-02618Y	LH WHEEL & TYRE ASSY	1				
2	WHL-02619Y	RH WHEEL & TYRE ASSY	1				

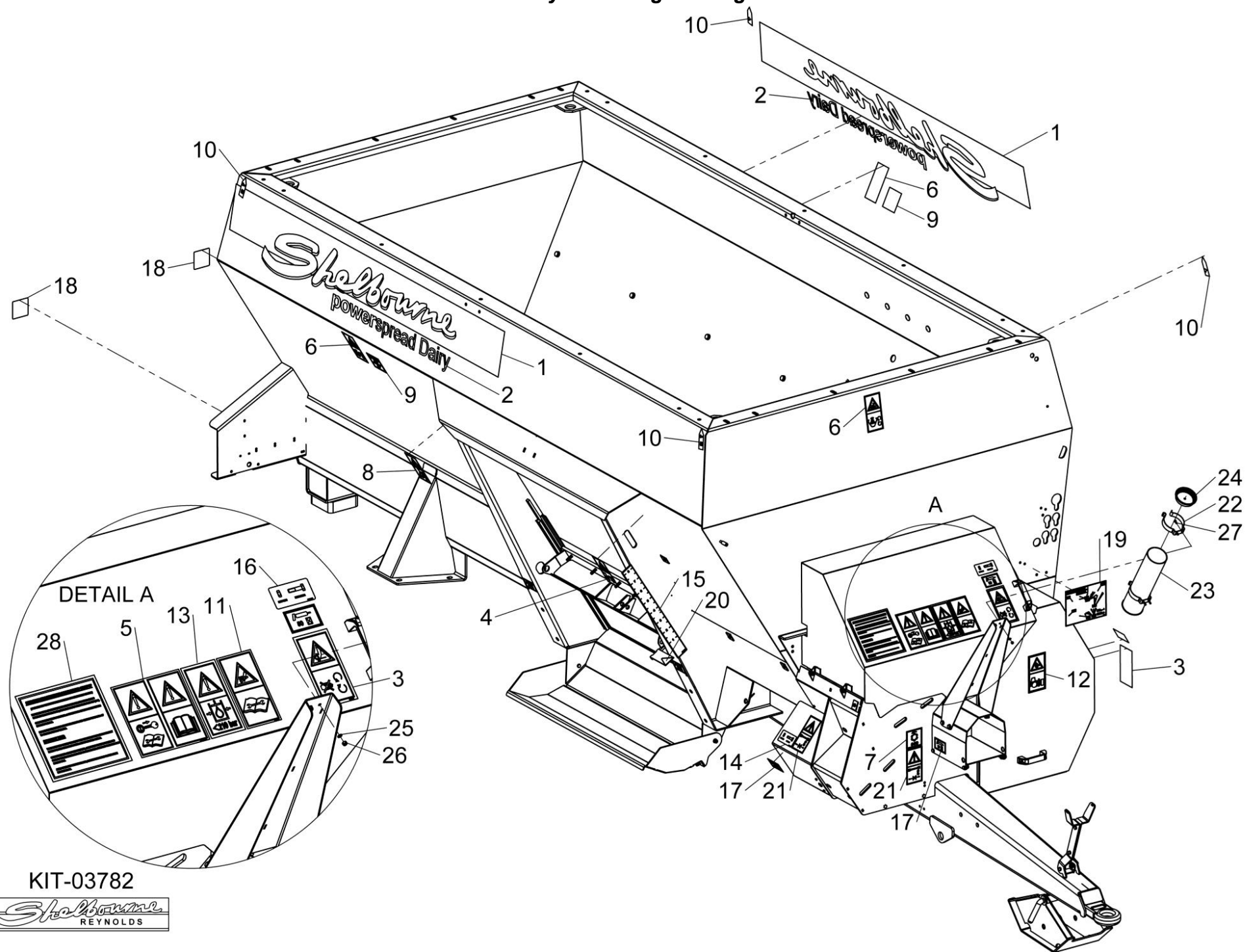


KIT-03772



Shelbourne Reynolds Engineering Limited

ASSY NUMBER: KIT-03782				ASSY DESCRIPTION: TRANSFERS KIT (POWERSPREAD DAIRY)			
ITEM	PART NO	DESCRIPTION	QTY	ITEM	PART NO	DESCRIPTION	QTY
1	591582 01	SHELBOURNE TRANSFER	2				
2	591755 01	POWERSPREAD DAIRY TRANSFER	2				
3	193392 01	STOP ENGINE TRANSFER	2				
4	590477 01	FLYING OBJECTS TRANSFER	1				
5	TNF-0011	BLOCK TRANSFER	1				
6	590479 01	DO NOT ENTER TUB TRANSFER	3				
7	590475 01	MAX PTO SPEED TRANSFER	1				
8	590476 01	NO STEP TRANSFER	1				
9	590788 01	WHEEL NUTS TRANSFER	2				
10	190702 04	SLING POINT TRANSFER	4				
11	800221 01	EMBLEM (HIGH PRESSURE FLUID)	1				
12	260060 01	EMBLEM (STAY CLEAR)	1				
13	614959 01	EMBLEM (MAX HYD PRESSURE)	1				
14	590474 01	SHEARBOLT TRANSFER IMPELLER)	1				
15	604968 01	HEIGHT INDICATOR EMBLEM	1				
16	590478 01	SHEARBOLT TRANSFER (AUGER)	1				
17	127075 12	EMBLEM - 10 HOURS GREASE	2				
18	591927 01	JACKING POINT TRANSFER	2				
19	591947 01	GREASING TRANSFER	1				
20	TPE-00251	REFLECTIVE TAPE	0.05m				
21	193391 01	PTO SHAFT TRANSFER	2				
22	21725019	SPRING CLIP	2				
23	39800004	MANUAL HOLDER TUBE	1				
24	21709163	PLASTIC END CAP	2				
25	WSH-0006	WASHER	4				
26	NUT-0258	NYLOC NUT	4				
27	HSS-0056	SET SCREW	4				
28	590188 01	PROCEDURE EMBLEM	1				

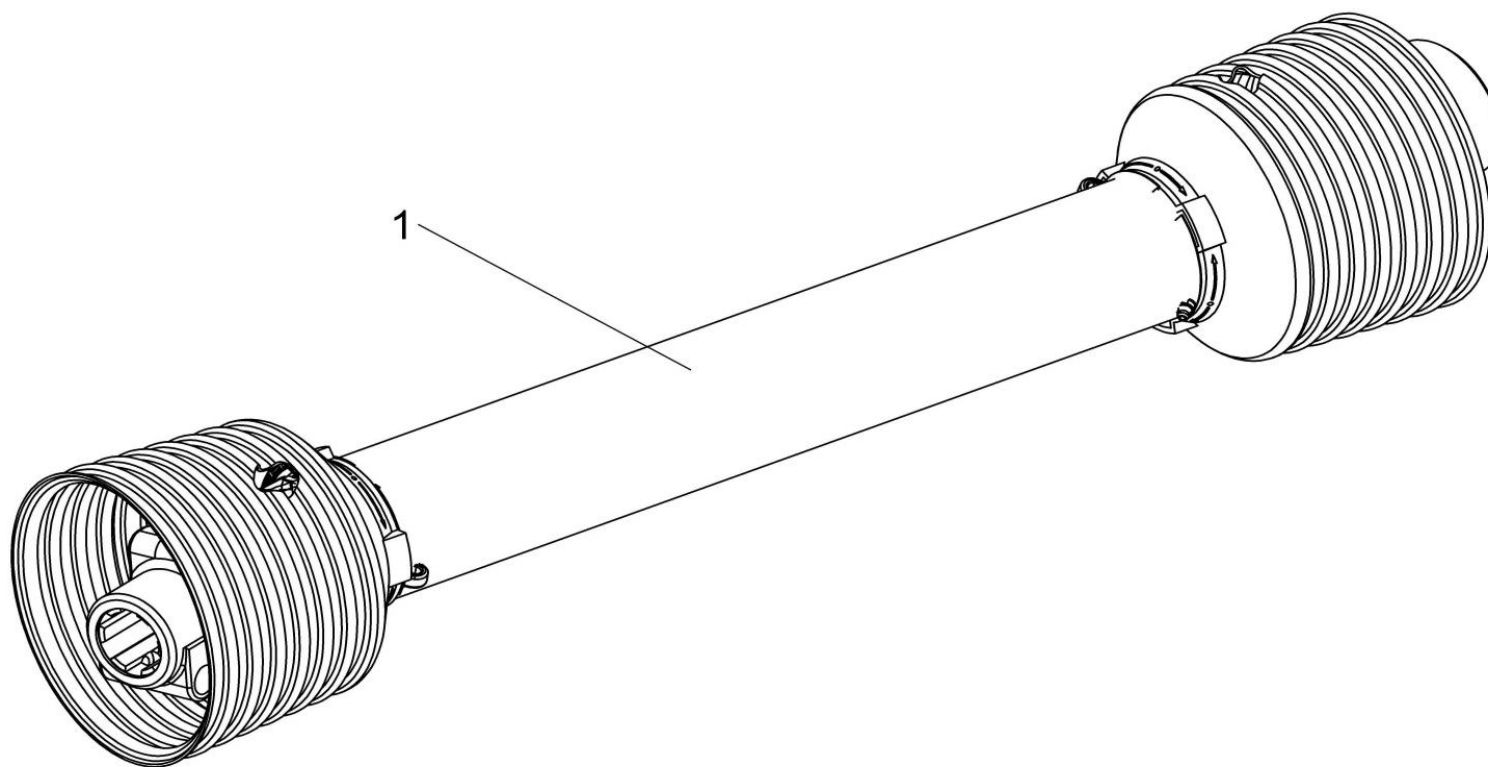


KIT-03782



Shelbourne Reynolds Engineering Limited

ASSY NUMBER: KIT-03930				ASSY DESCRIPTION: WIDE ANDLE PTO KIT			
ITEM	PART NO	DESCRIPTION	QTY	ITEM	PART NO	DESCRIPTION	QTY
1	PTO-14005WE	WIDE ANGLE PTO	1				

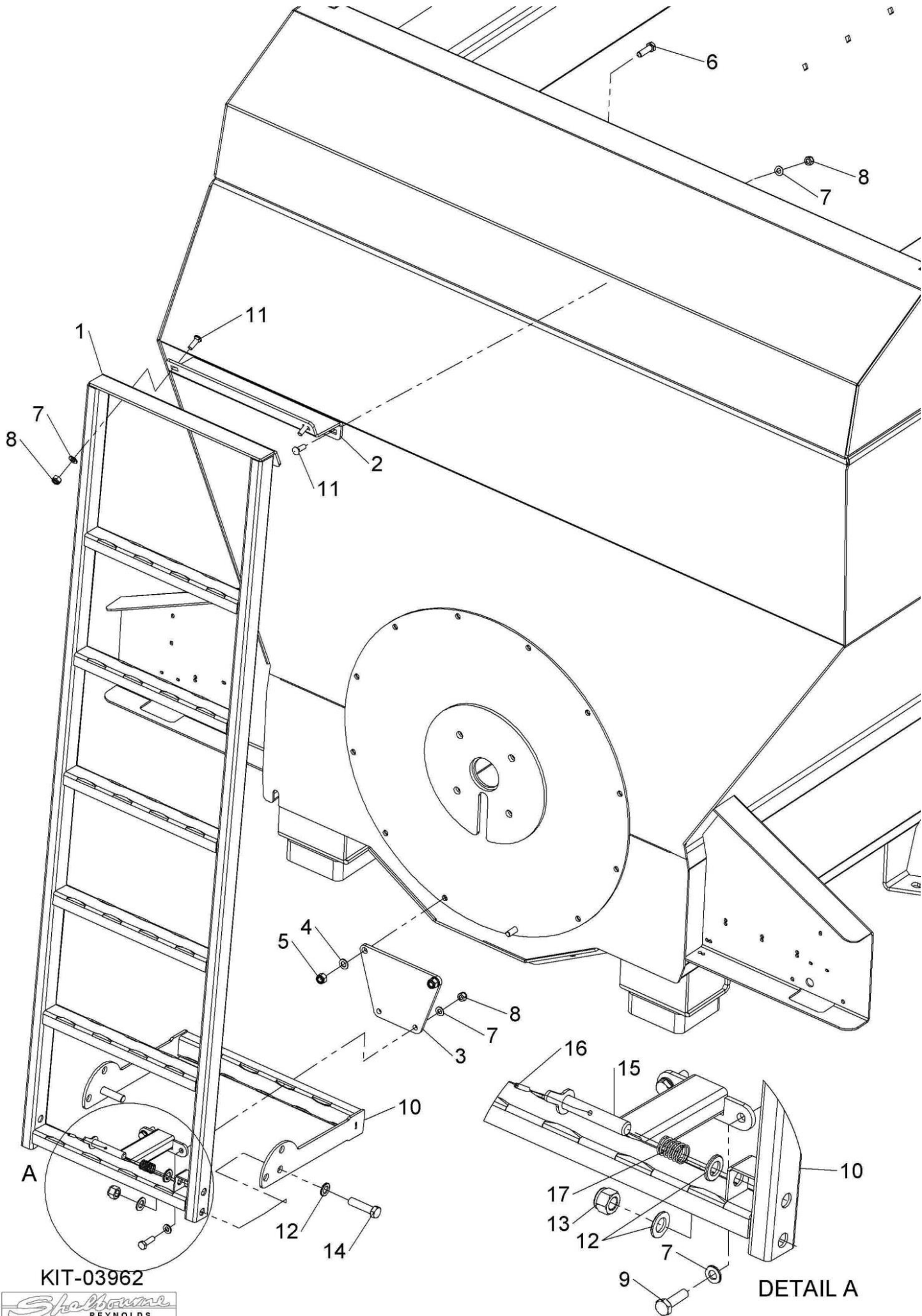


KIT-03930



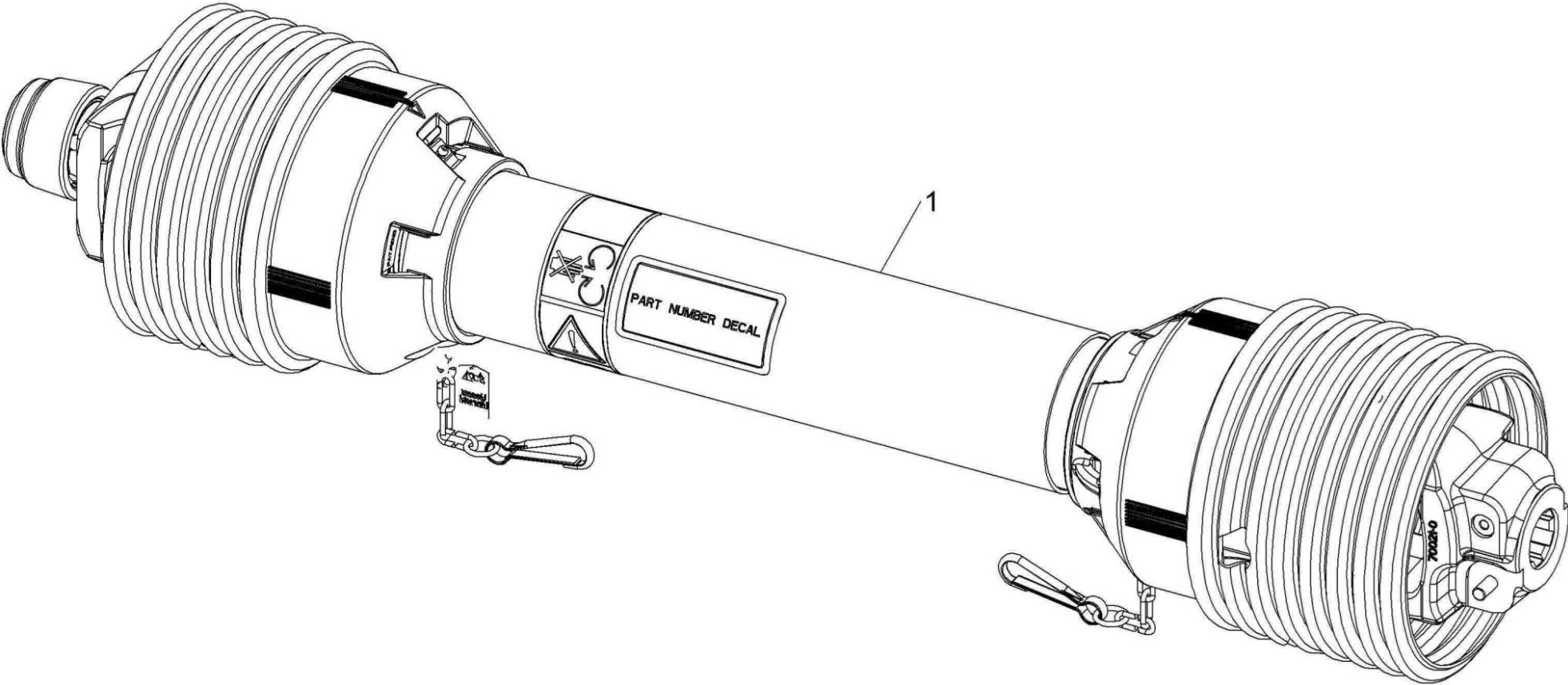
Shelbourne Reynolds Engineering Limited

ASSY NUMBER: KIT-03962				ASSY DESCRIPTION: REAR LADDER KIT (2000 DAIRY)			
ITEM	PART NO	DESCRIPTION	QTY	ITEM	PART NO	DESCRIPTION	QTY
1	591305 01	LADDER W/A	1				
1	591762 01	UPPER FIXING BRKT	1				
3	592225 01	LOWER MTG PLATE	1				
4	WSH-0018	WASHER	2				
5	NUT-0269	NUT	2				
6	HSS-0250	SETSCREW	2				
7	WSH-0015	WASHER	10				
8	NUT-0265	NUT	6				
9	HSS-0198	SETSCREW	2				
10	591496 01	LADDER EXTENSION W/A	1				
11	BLT-3750	COACHBOLT	4				
12	WSH-0024	WASHER	5				
13	NUT-0271	NUT	5				
14	HSS-0322	SETSCREW	2				
15	591495 01	LOACKING PIN W/A	1				
16	PIN-1620	ROLL PIN	1				
17	SPGC22015	COMPRESSION SPRING	1				



Shelbourne Reynolds Engineering Limited

ASSY NUMBER: KIT-59001				ASSY DESCRIPTION: STANDARD PTO KIT (WALTERSCHIED)			
ITEM	PART NO	DESCRIPTION	QTY	ITEM	PART NO	DESCRIPTION	QTY
1	PTO-13001W	STANDARD PTO SHAFT	1				

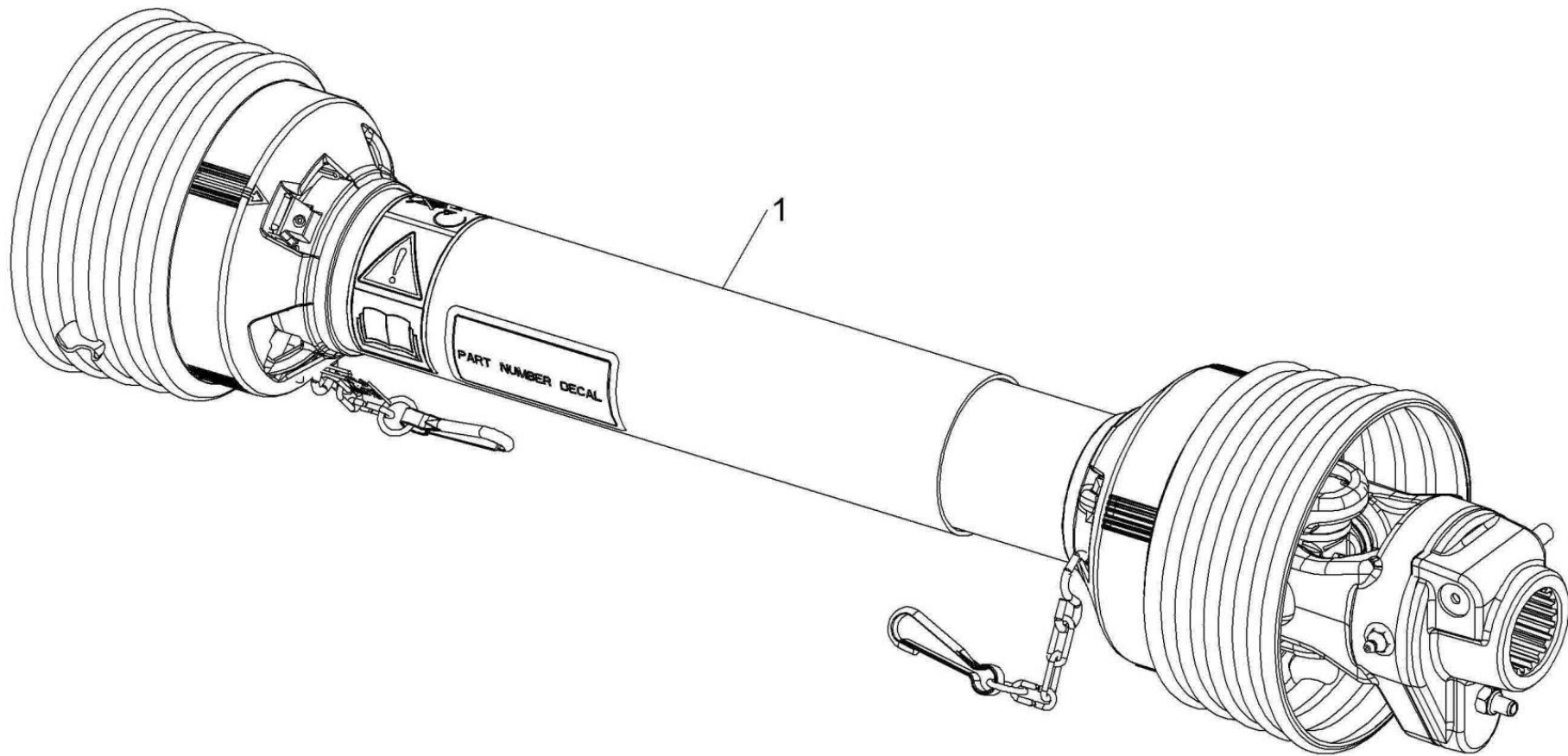


KIT-59001



Shelbourne Reynolds Engineering Limited

ASSY NUMBER: KIT-59002				ASSY DESCRIPTION: WIDE ANGLE PTO KIT (WALTERSCHIED)			
ITEM	PART NO	DESCRIPTION	QTY	ITEM	PART NO	DESCRIPTION	QTY
1	PTO-14005W	WIDE ANGLE PTO SHAFT	1				

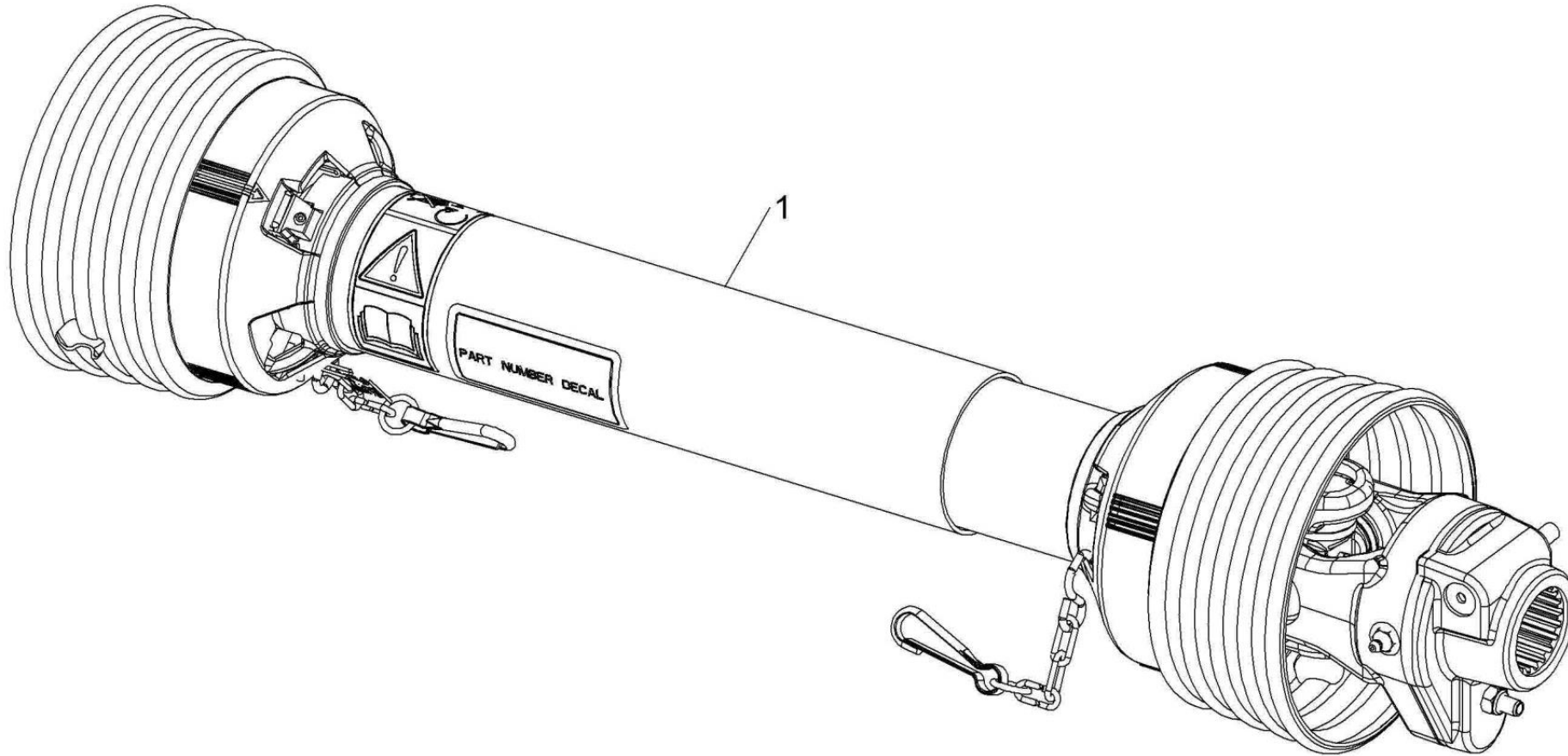


KIT-59002



Shelbourne Reynolds Engineering Limited

ASSY NUMBER: KIT-59012				ASSY DESCRIPTION: WIDE ANGLE PTO KIT (WALT - NEW ZEALAND)			
ITEM	PART NO	DESCRIPTION	QTY	ITEM	PART NO	DESCRIPTION	QTY
1	PTO-14006W	WIDE ANGLE PTO SHAFT	1				

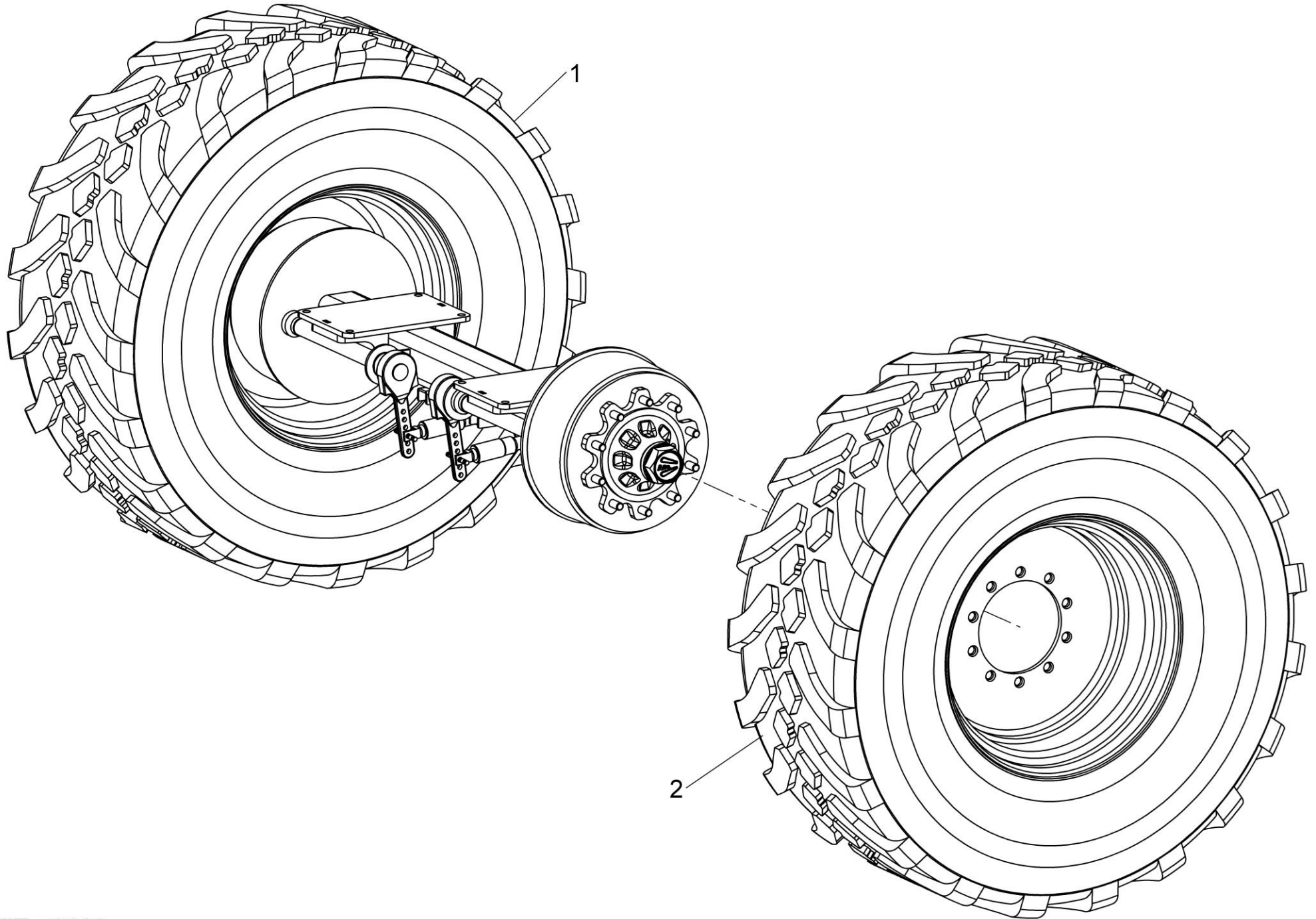


KIT-59002



Shelbourne Reynolds Engineering Limited

ASSY NUMBER: KIT-59030				ASSY DESCRIPTION: WHEEL & TYRE KIT (BKT 32.1-26 8 STUD)			
ITEM	PART NO	DESCRIPTION	QTY	ITEM	PART NO	DESCRIPTION	QTY
1	WHL-02650	LH WHEEL & TYRE ASSY	1				
2	WHL-02651	RH WHEEL & TYRE ASSY	1				



KIT-59030