

# Shelbourne

## REYNOLDS

# RSD/CSD16

## PARTS MANUAL 2020 AND ONWARDS



Shelbourne Reynolds Engineering Ltd  
Stanton  
Bury St Edmunds  
Suffolk  
IP31 2AR  
England

Telephone: 01359 250415  
Fax: 01359 250464

Stores Direct : 01359 251231  
Stores Direct: 01359 252031

Shelbourne Reynolds Inc.  
Colby PO box 607  
1250 S Country Club Drive  
Colby , Kansas 67701  
U.S.A.

Telephone: (785) 462 6299  
Fax: (785) 462 6761

Issue 4

12/12/2023

# ORDERING SPARE PARTS

## IMPORTANT

Your Stripper Header is made up of a Machine assembly number (common parts), specific sub assemblies and also customer optional build kits. The machine, sub assemblies and optional kit numbers are listed in the front pages of your Operators manual. If you do not have these numbers please contact Shelbourne Reynolds Parts Department direct on (telephone) Stanton - (01359) 251231 or Colby - (785) 462 6299.

To ensure that you order the correct part from your SRE dealer please use the following procedure.

### **ALWAYS QUOTE THE MACHINE AND SERIAL NUMBERS WHEN ORDERING.**

The year and/or serial number of the machine may determine the correct sub assembly.

Refer to the Parts Manuals front page/s, listing the machine assemblies. Select the correct machine assembly number which is printed in the top left corner of the page (starting with 1965\_ \_ 01), This machine number can also be taken from the Stripper Header identification plate located on the rear left hand corner of the machine.

On this page you will find the parts listing for the common parts for every configuration of that machine assembly number. You will find the corresponding drawing by either looking at the facing page or progressing through the manual to the next drawing. The drawings indicate the components by item numbers, which you will find, are repeated in the left-hand side of your parts listing, and therefore referring to the correct part.

Note all parts will not be found listed below the machine number. Other parts will be from specific sub assemblies and optional kits. These sub assemblies and kits will be found in numerical order further through the manual. Sub assemblies start with 1960\_ \_ 01 and kits start with KIT- 19 \_ \_ \_.

The parts listing for adaptor plates, drive kits and hydraulic couplings can be found in the following manuals;

### **Drive & Adaptor Plate Manuals**

Massey Ferguson	MAN-03172
Claas/Cat	MAN-03173
John Deere	MAN-03174
New Holland	MAN-03175
Laverda	MAN-03176
Gleaner/Challenger	MAN-03177
Case IH	MAN-03178
Rostselmash	MAN-03179

**KEY-** m = Meter

A/R = Quantity as Required



# List Of Kit Numbers

196576 17	Shelbourne Header	4
196143 11	Header Lights Sub Assembly	6
196173 01	Stripping Rotor Assembly RH 2.4m	8
196193 08	Hydraulic Circuit Sub Assembly	10
196194 17	Top Door Cowl Assembly	12
196195 17	Adjustable Crop Deflector Sub Assembly	14
196228 01	Stripping Rotor Assembly LH 2.4m	16
196247 17	Paddle Auger Assembly (Centre)	18
196282 01	Stripping Rotor Assy LH 2.4m (GRASS SEED)	20
196283 01	Stripping Rotor Assy RH 2.4m (GRASS SEED)	22
196288 01	Emblems And Guards Sub Assembly	25
196289 01	Divider Sub Assembly	28
196292 01	Auger Mounting Sub Assembly	30
196294 02	Rotor Mounting Sub Assembly	32
196325 17	Frame And Parts Sub Assembly	35
196330 01	HTD Drive Sub Assy	38
GEA-0065	Input Gearbox HTD Drive (RSD 2020 & ON)	40
KIT-00112	Idler Assembly Kit	42
KIT-00123	Auger Slip Clutch (10 Spring)	44
KIT-00530	PTO Cone Kit	46
KIT-00931	PTO Support Kit	48
KIT-00976A	Ball Joint Centre Coupling	50
KIT-01336	Spare Pulley Mounting	52
KIT-01401	Safety Decal Kit (North America)	54
KIT-01402	Safety Decal Kit (ISO)	56
KIT-19057	RH Rear Opening Blanking And Spill Plate Kit	58
PTO-260xx	Stripper PTO And Parts	60
RDS-0003	RDS Equipment Stepped Drive	62
RDS-0007	RDS Equipment Stepped Drive	62



## Kit Options

65

KIT-01340	Steel Skid Cover Kit (2020 Only)	66
KIT-01384	Anti-Wrap Plate Kit	68
KIT-01403	Vee Strip Kit	70
KIT-01411	HTD 64 Tooth Pulley Kit	72
KIT-01412	HTD 48 Tooth Pulley Kit	74
KIT-01418	CE Area Kit	76
KIT-01444	Hardox Narrow Skid Cover Kit (2021 & ON)	78
KIT-01451	HTD 64 Tooth Pulley Kit	80
KIT-01452	HTD 48 Tooth Pulley Kit	82

## Shelbourne Reynolds Engineering Limited

ASSY NUMBER: 196576 17				ASSY DESCRIPTION: CVS/CSD/RSD 16 SHELBOURNE HEADER (2 PIECE ROTOR)			
ITEM	PART NO	DESCRIPTION	QTY	ITEM	PART NO	DESCRIPTION	QTY
1	196325 17	FRAME & PARTS SUB	1	14	196289 01	DIVIDER SUB	1
2	196247 17	PADDLE AUGER ASSY (CTR)	1	15	KIT-00530	PTO CONE KIT	1
OR	196326 17	PADDLE AUGER ASSY (RH END)	1	16	196143 11	HEADER LIGHTS SUB (USA ONLY)	1
3	196292 01	AUGER MTG SUB ASSY	1	17			
4	196228 01	STRIPPING ROTOR ASSY 2.4m LH	1	18	KIT-01401	SAFETY DECAL KIT (N AMERICA)	1
OR	196282 01	GRASS SEED STRIP ROTOR 2.4 LH	1	OR	KIT-01402	SAFETY DECAL KIT (REST OF WORLD)	1
5	196173 01	STRIPPING ROTOR ASSY 2.4m RH	1				
OR	196283 01	GRASS SEED STRIP ROTOR 2.4 RH	1				
6	196294 02	ROTOR MTG SUB ASSY	1				
7	196342 01	VS DRIVE SUB ASSY (2023 & ON)	1				
OR	196287 01	VS DRIVE SUB ASSY (UP TO 2023	1				
OR	196330 01	HTD DRIVE SUB ASSY (CSD/RSD)	1				
8	196193 08	HYDRAULICS	1				
9	196194 17	TOP DOOR COWL SUB ASSY	1				
10	196195 17	ADJ. CROP DEFLECTOR SUB	1				
11	196288 01	EMBLEMS & GUARDS SUB	1				
12	RDS-0007	HEADER MONITOR LOOM KIT	1				
13	RDS-0002	COMBINE MONITOR KIT (CVS)	1				
OR	RDS-0003	COMBINE MONITOR KIT (CSD/RSD)	1				

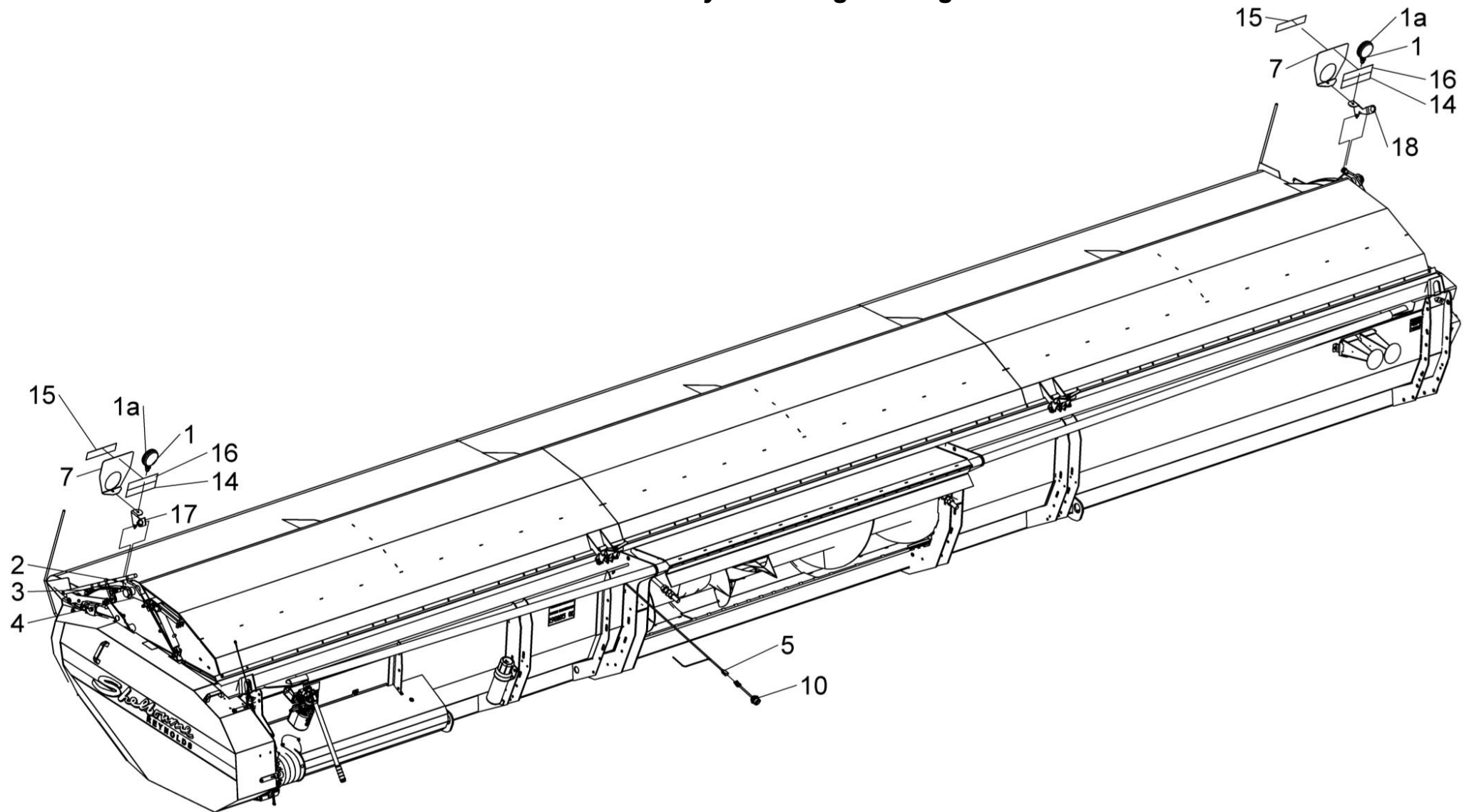
## 5



196576 17  
196576 20

## Shelbourne Reynolds Engineering Limited

ASSY NUMBER: 196143 11				ASSY DESCRIPTION: HEADER LIGHTS SUB 6.6m & SMALLER			
ITEM	PART NO	DESCRIPTION	QTY	ITEM	PART NO	DESCRIPTION	QTY
1	LMP-10505	INDICATOR LAMP	2				
1a	BLB-0015	SPARE BULB (2013 & ON)					
OR	BLB-0020	SPARE BULB (2012 - 2013)					
OR	BLB-0075	SPARE BULB (UPTO 2012)					
1b	LMP-10009	SPARE LENS (3 SCREWS, 2013&ON)					
1b	LMP-10006	SPARE LENS (GROTE, 2012-2013)					
1b	LMP-10000	SPARE LENS FRONT (UPTO 2012)					
1c	LMP-10001	SPARE LENS REAR(PMG UPTO 2012)					
2	ETM-00440	LOOP TERMINAL	2				
3	HSS-0055	SETSCREW	3				
OR	SCW-5180	SELF TAP SCREW	3				
4	ETM-00560	MALE BULLET TERMINAL	2				
5	198524 01	WIRE LOOM & PLUG ASSY	1				
6							
7	290739 01	INDICATOR GUARD (2019 & ON)	2				
OR	193567 01	INDICATOR GUARD (UP TO 2019)	2				
8							
9	WSH-0006	PLAIN WASHER	3				
10	193516 01	LIGHT PLUG (JD PRE 50 SERIES)	1				
OR	195207 01	LIGHT PLUG (JD 50 SERIES)	1				
OR	SEE KIT-01727	LIGHT PLUG (JD 60,70 & S SER)	1				
OR	197040 01	LIGHT PLUG (CASE IH & NH)	1				
a	ECN-09060	SPARE LOCK WASHER					
b	ECN-09050	SPARE PANEL NUT					
OR	198732 01	LIGHT PLUG (NH TR)	1				
OR	SEE KIT-01731	LIGHT PLUG (AGCO MULTI)	1				
OR	291911 01	LONG LIGHT CABLE (11m)	1				
OR	292994 01	COMBINE LIGHT LOOM (JD X9)	1				
11							
12							
13							
14	TPE-00300	FLUORESCENT TAPE -RED/ORANGE	0.23m				
14	TPE-00300	FLUORESCENT TAPE -RED/ORANGE	0.23m				
15	TPE-00250	REFLECTIVE TAPE - YELLOW	0.23m				
15	TPE-00250	REFLECTIVE TAPE - YELLOW	0.23m				
16	TPE-00251	REFLECTIVE TAPE - RED	0.23m				
16	TPE-00251	REFLECTIVE TAPE - RED	0.23m				
17	198958 01	LH LIGHT MOUNTING BRACKET	1				
18	198958 02	RH LIGHT MOUNTING BRACKET	1				

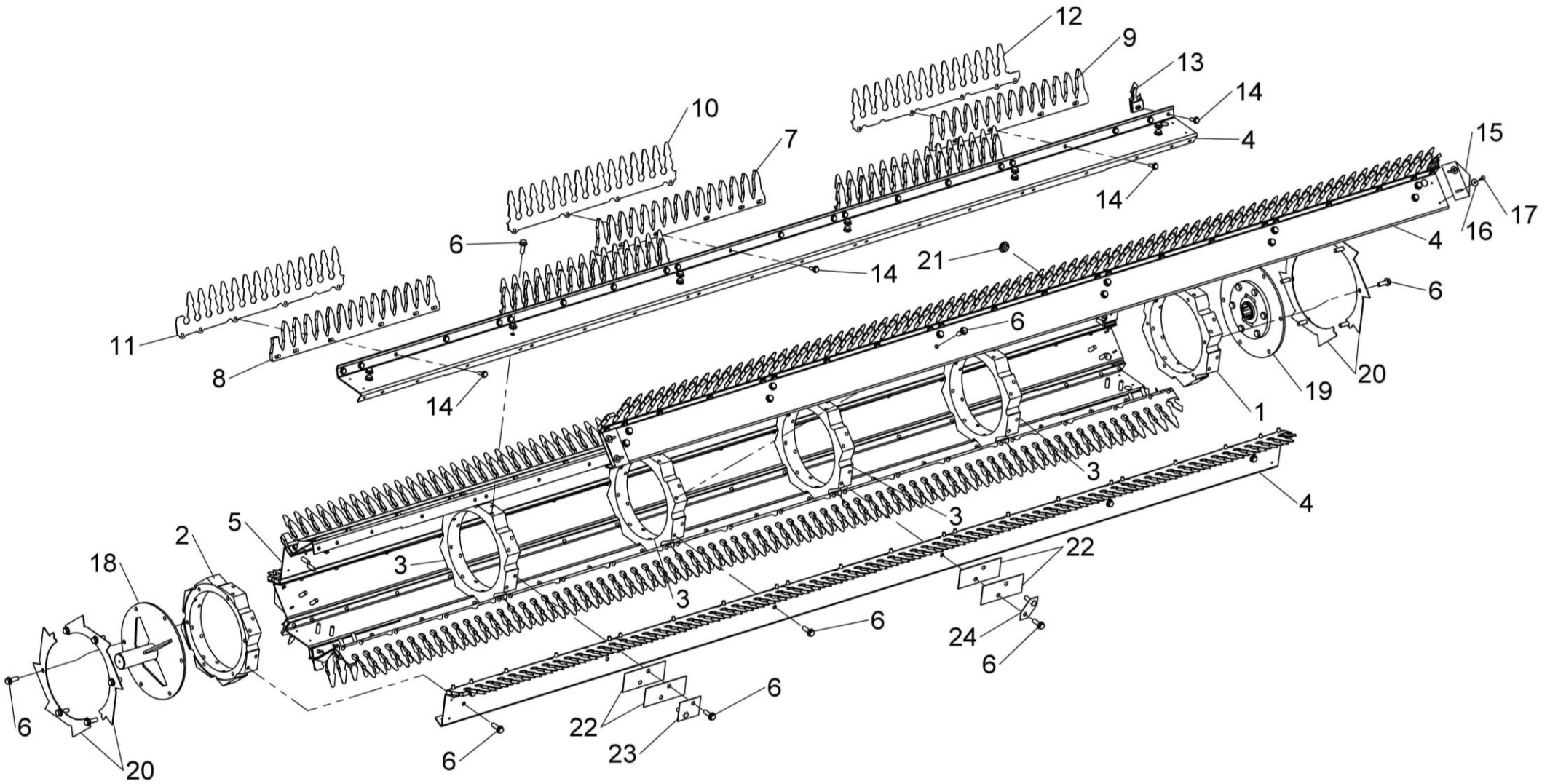


## Shelbourne Reynolds Engineering Limited

ASSY NUMBER: 196173 01				ASSY DESCRIPTION: STRIPPING ROTOR ASSY RH 2.4m			
ITEM	PART NO	DESCRIPTION	QTY	ITEM	PART NO	DESCRIPTION	QTY
1	192892 01	OUTER HUB CASTING LH	1	12a	197718 01	SEED SAVER RH CTR	8
2	192892 02	OUTER HUB CASTING RH	1	12b	291720 03	HEMP STRIPPING FINGER CTR	8
3	192892 03	INNER HUB CASTING	3	12c	193383 01	CENTRE SLOTTED ELEMENT	8
4	291745 02	ROTOR SECTION 2.4m	8	OR	193087 01	FOR SPARES, CUT AND MODIFY	8
OR	291745 04	SPARES COMMON 2.4m PANEL		12d	291146 03	HEMP HARDOX FINGER CTR (3mm)	8
5							
6	HSSG10204	TENSILOCK SETSCREW	96	13a	194109 02	CENTRE FINGER LH (AGGRESSIVE)	8
				13b	291724 02	HEMP SINGLE CTR FINGER	8
7a	193558 01	STANDARD ELEMENT	16	13c	198280 02	CENTRE FINGER LH (NON AGG)	8
7b	291725 01	HEMP SUPPORT FINGER	16	13d	292153 01	HEMP HARDOX CTR FINGER LH	8
7c	198829 01	ROTOR BACKING PLATE	32				
7d	291725 04	HEMP SUPPORT FINGER 8mm THK	16	14	HSSF08174	TENSILOCK SETSCREW	144
				15	192679 01	ANTI-WRAP PLATE	8
8a	193558 02	STANDARD ELEMENT END	8	16	WSH-1034	PENNY WASHER	16
OR	193558 01	FOR SPARES, CUT AND MODIFY	8	17	SCW-5180	SELF TAPPING SCREW	16
8b	291725 02	HEMP SUPPORT FINGER END	8	18	192899 01	IDLE SHAFT W/A	1
OR	291725 01	FOR SPARES, CUT AND MODIFY	8	19	KIT-00976A	BALL JOINT COUPLING KIT	1
8d	291725 05	HEMP SUPPORT FINGER END 8mm	8			FOR SPARES SUPPLY KIT-00976	
OR	291725 04	FOR SPARES, CUT AND MODIFY	8			<b>SEE KIT-00976A PAGE</b>	
						<b>FOR PARTS BREAKDOWN</b>	
9a	193558 03	STANDARD ELEMENT CTR END	8	20	192959 01	OUTER CLAMP RING,	4
OR	193558 01	FOR SPARES, CUT AND MODIFY	8	21	BPG-00200	RUBBER PLUG	1
9b	291725 03	HEMP SUPPORT FINGER CTR	8	22	193118 01	BALANCE WEIGHT (100G)	6
OR	291725 01	FOR SPARES, CUT AND MODIFY	8	23	193118 02	BALANCE WEIGHT (50G)	2
9d	291725 06	HEMP SUPPORT FINGER CTR 8mm	8	24	193382 01	BALANCE WEIGHT (25G)	1
OR	291725 04	FOR SPARES, CUT AND MODIFY	8				
10a	197717 01	SEED SAVER CTR	16		NOTE	1 x ITEM 4 TO HAVE HOLE	
10b	291720 01	HEMP STRIPPING FINGER STANARD	16			KNOCKED OUT FOR GREASER	
10c	193087 01	SLOTTED ELEMENT	16		NOTE	197719 02 & 197718 01 ARE.	
10d	291146 01	HEMP HARDOX FINGER (3mm)	16			CORRECT PARTS WHEN FINGERS SET	
						WITH FLANGES UP, i.e.,	
11a	197719 02	SEED SAVER RH END	8			AGGRESSIVE	
11b	291720 02	HEMP STRIPPING FINGER END	8				
11c	193384 01	END SLOTTED ELEMENT	8			WHEN FLANGES ARE DOWN, i.e.,	
OR	193087 01	FOR SPARES, CUT AND MODIFY	8			NON-AGGRESSIVE, USE 197719 01	
11d	291146 02	HEMP HARDOX FINGER END (3mm)	8			& 198718 02	



***Shelbourne Reynolds Engineering Limited***



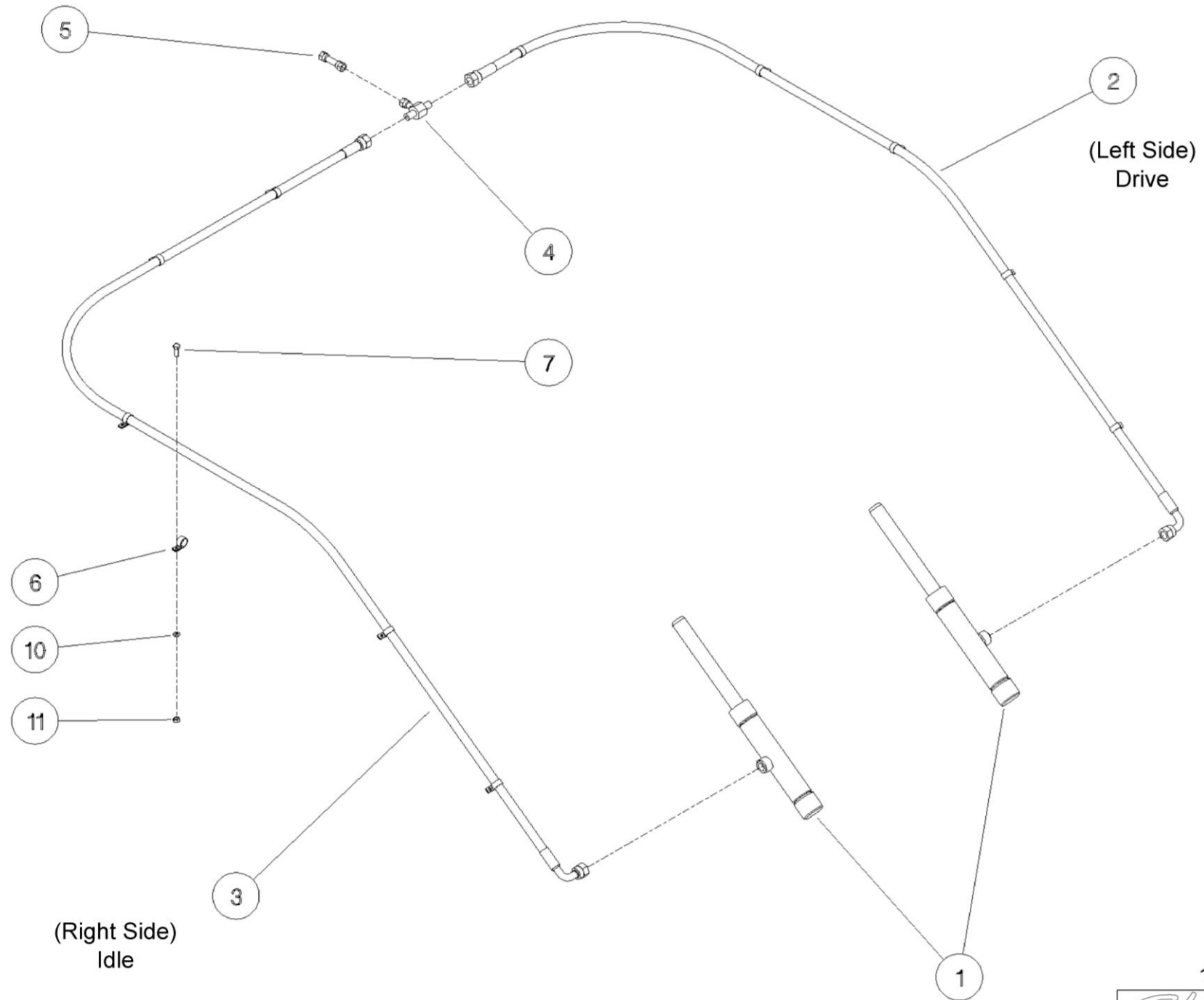
196173 01  
196173 02



## Shelbourne Reynolds Engineering Limited

ASSY NUMBER: 196193 08				ASSY DESCRIPTION: HYDRAULIC CIRCUIT SUB			
ITEM	PART NO	DESCRIPTION	QTY	ITEM	PART NO	DESCRIPTION	QTY
1	195075 01	HYDRAULIC RAM	2				
1a	RMSK00030	SEAL KIT (SPARES)					
2	HHBC23510	HYDRAULIC HOSE LH	1				
3	HHBC49510	HYDRAULIC HOSE RH	1				
4	HPPD07100	HYD TEE FITTING	1				
5	FIT-0213	HYD BULKHEAD FITTING	1				
6	CLP-01012	P CLIP	8				
7	SCW-4960	BUTTON SKT.HD SCREW	4				
10	WSH-0009	PLAIN WASHER	4				
11	NUT-0260	NYLOC NUT	4				

# Shelbourne Reynolds Engineering Limited

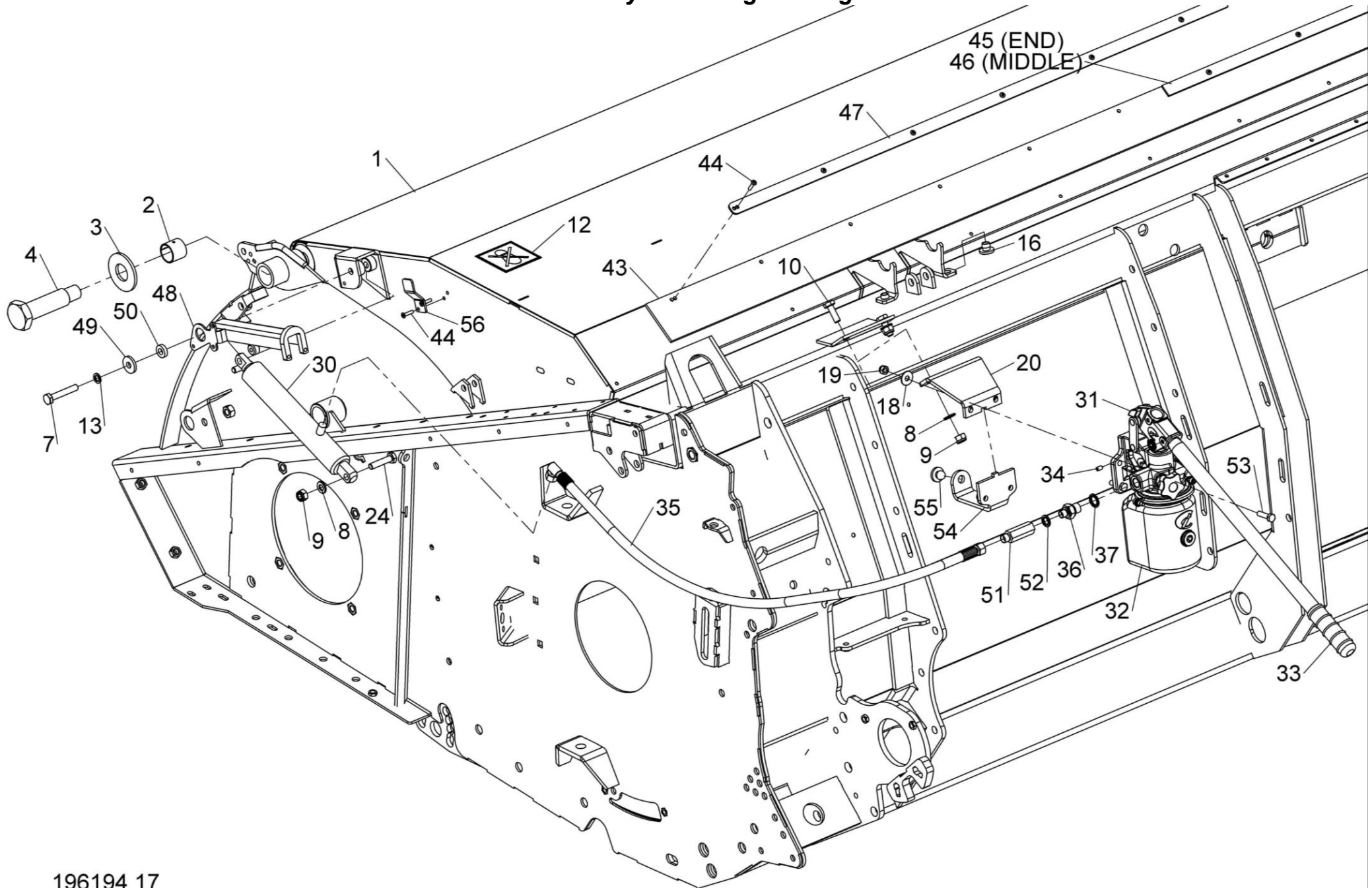


196193



## Shelbourne Reynolds Engineering Limited

ASSY NUMBER: 196194 17				ASSY DESCRIPTION: CVS 16 (TWO PIECE ROTOR) HOOD			
ITEM	PART NO	DESCRIPTION	QTY	ITEM	PART NO	DESCRIPTION	QTY
1	291750 01	HOOD W/A	1	36	FIT-0025	HYD ADAPTOR	1
2	BSHK03056	BUSH PLAIN	2	37	WSH-1010	DOWTY WASHER	1
3	192813 01	LARGE WASHER	2	38			
4	192812 01	HOOD PIVOT PIN	2	39			
5				40			
6				41			
7	BLTA10380	HEX.HEAD BOLT	1	42			
8	WSH-0015	PLAIN WASHER	3	43	198178 03	COWL SEALING STRIP (4.9m)	1
9	NUT-0265	NYLOC NUT	3	44	POP-0006	POP RIVET	29
10	HSS-0194	SET SCREW	2	45	198067 01	1304mm LONG CLAMP STRIP	1
11				46	198067 02	1194mm LONG CLAMP STRIP	2
12	192718 01	TRANSFER(NO STEP)	2	47	198067 03	1104mm LONG CLAMP STRIP	1
13	WSH-0061	SPRING WASHER	1	48	198311 01	RAM STOP W/A	1
14				49	190119 75	WASHER	1
15				50	190119 79	WASHER	1
16	197810 01	BUMP STOP	4	51	HVB-93000	FLOW CONTROL RESTRICTOR	1
17				52	WSH-1005	DOWTY WASHER 1/4"	1
18	WSH-1038	PENNY WASHER	4	53	HSS-0150	SET SCREW	4
19	NUT-0263	NYLOC NUT	4	54	199832 01	JACK MOUNT BOTTOM CVS	1
20	199831 01	JACK MOUNT TOP CVS	1	55	RUB-0330	RUBBER GROMMET FOOT	1
21				56	290373 01	HOOK	1
22							
23							
24	BLTA10290	HEX.HEAD BOLT	1				
25							
26							
27							
28							
29							
30	197601 01	HYDRAULIC CYLINDER ASSY	1				
30a	RMSK00030	RAM SEAL KIT					
31	JAC-00228	HYD HAND PUMP (2023 & ON)	1				
OR	JAC-00227	HYD HAND PUMP (UPTO 2033)	1				
31a	FITE00107	FILLER CAP					
31b	HPS-01520	SEAL KIT FOR JAC-00228 & JAC-00227					
31b	HPS-01510	SEAL KIT FOR JAC-00227					
32	JAC-00222	HYD RESERVOIR -TANK	1				
33	JAC-00230	HYD HAND PUMP HANDLE	1				
34	SCW-4530	GRUBSCREW	1				
35	HHCC10505	HYD HOSE ASSY	1				



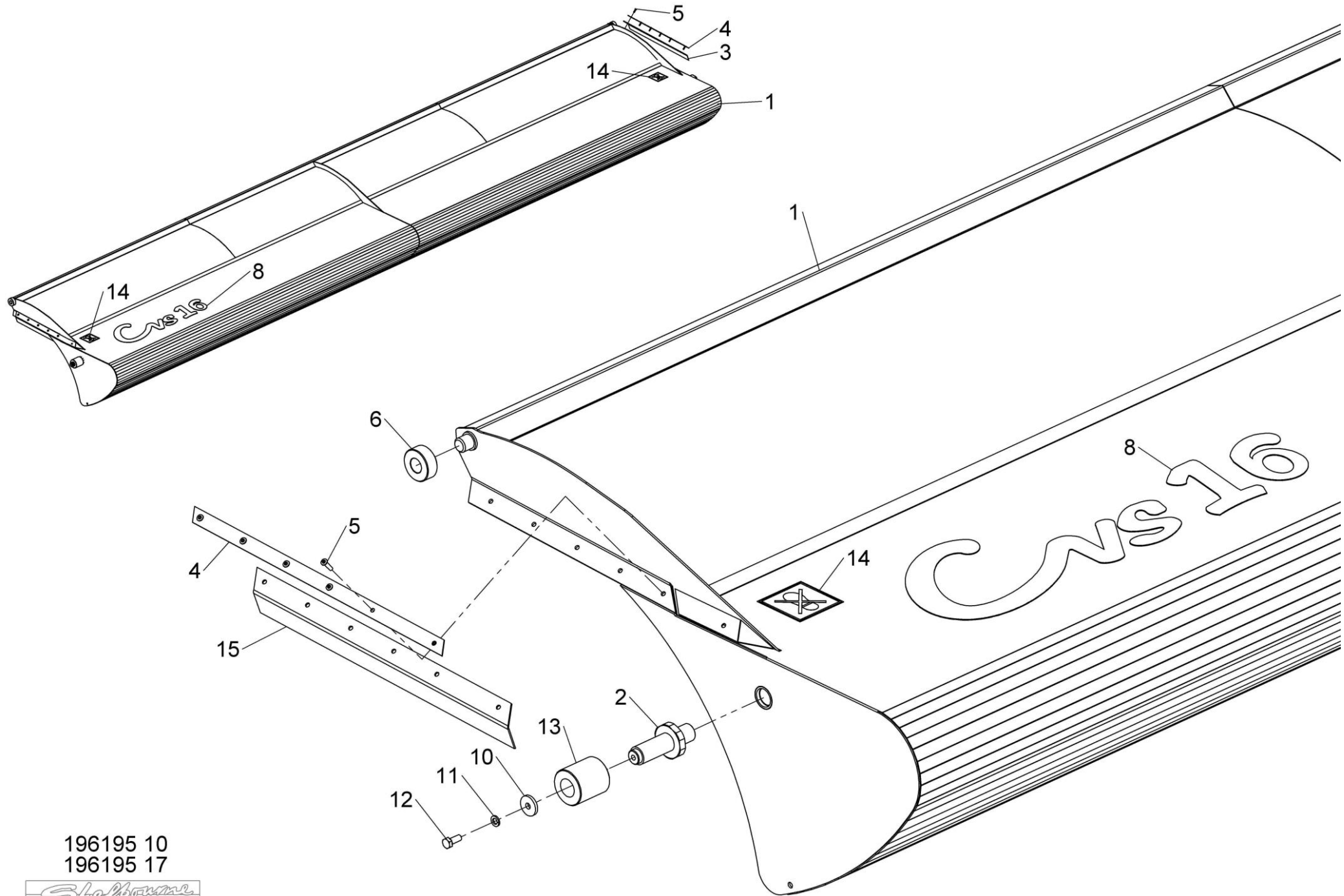
196194 17

## Shelbourne Reynolds Engineering Limited

ASSY NUMBER: 196195 17				ASSY DESCRIPTION: CVS 16 (TWO PIECE ROTOR) CROP DEFLECTOR			
ITEM	PART NO	DESCRIPTION	QTY	ITEM	PART NO	DESCRIPTION	QTY
1	291757 01	16FT CROP DEFLECTOR W/A	1				
2	195379 01	SPINDLE	2				
3	292110 01	SIDE SEAL LH (SMOOTH SIDE UP)	1				
4	195433 01	CLAMP STRIP	2				
5	POP-0006	POP RIVET	12				
6	191642 01	NYLON ROLLER	2				
7							
8	199015 09	CVS16 EMBLEM (WHITE)	1				
OR	199016 05	RSD16 EMBLEM (WHITE)	1				
OR	290710 03	CSD EMBLEM (WHITE)	1				
9							
10	190119 08	WASHER	2				
11	WSH-0058	WASHER	2				
12	HSS-0140	SETSCREW	2				
13	192688 01	NYLON ROLLER	2				
14	192718 01	TRANSFER (NO STEP)	1				
15	292110 02	SIDE SEAL RH (SMOOTH SIDE UP)	1				



# Shelbourne Reynolds Engineering Limited



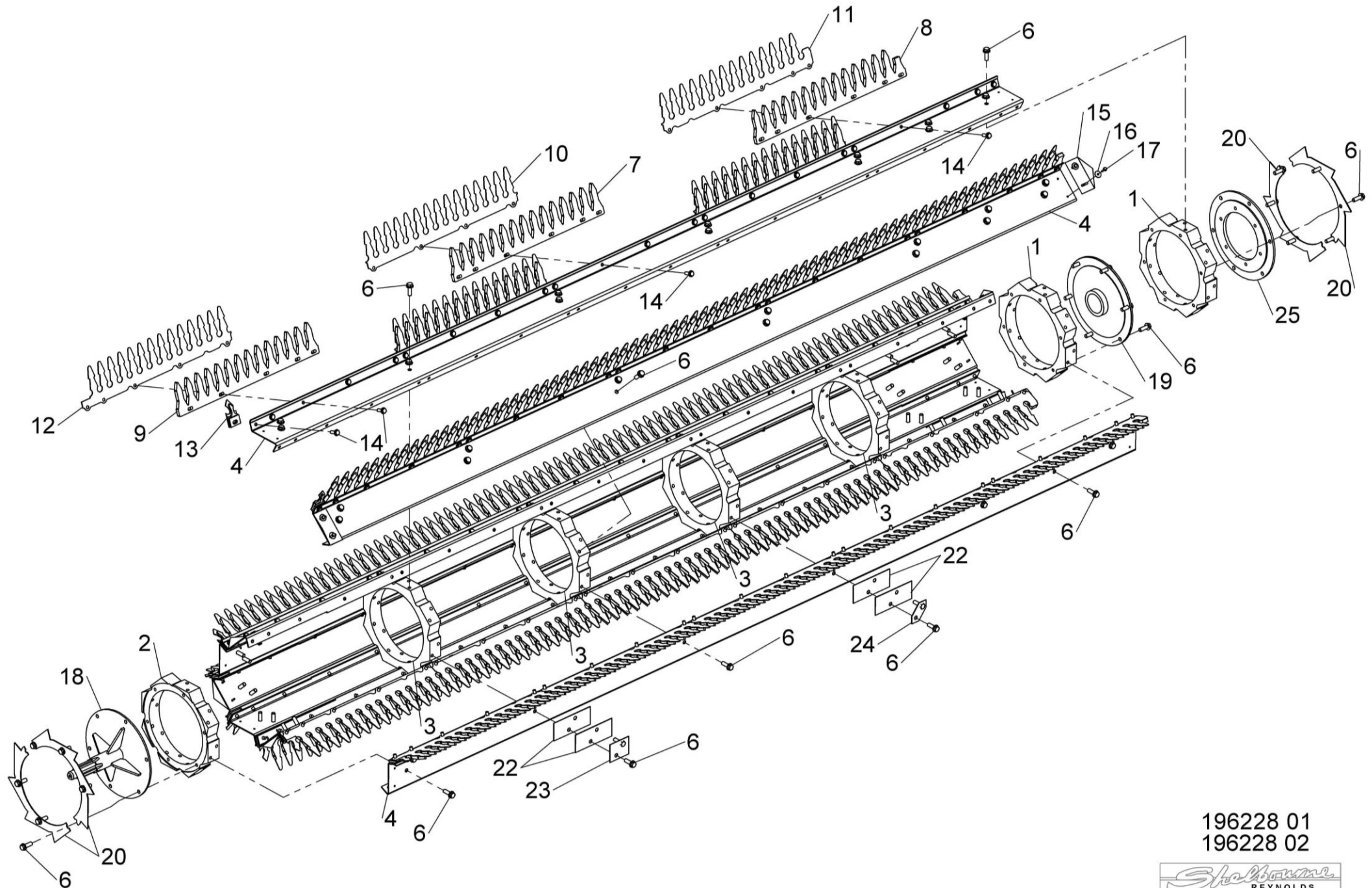
196195 10  
196195 17



## Shelbourne Reynolds Engineering Limited

ASSY NUMBER: 196228 01				ASSY DESCRIPTION: STRIPPING ROTOR ASSY LH 2.4m			
ITEM	PART NO	DESCRIPTION	QTY	ITEM	PART NO	DESCRIPTION	QTY
1	192892 01	OUTER HUB CASTING LH	2	12a	197718 02	SEED SAVER LH CTR	8
2	192892 02	OUTER HUB CASTING RH	1		291720 03	HEMP STRIPPING FINGER CTR	8
3	192892 03	INNER HUB CASTING	3	12c	193383 01	CENTRE SLOTTED ELEMENT	8
4	291745 01	ROTOR SECTION 2.4m	8	OR	193087 01	FOR SPARES, CUT AND MODIFY	8
OR	291745 04	SPARES COMMON 2.4m PANEL		12d	291146 03	HEMP HARDOX FINGER CTR (3mm)	8
5							
6	HSSG10204	TENSILOCK SETSCREW	114	13a	194109 01	CENTRE FINGER LH (AGGRESSIVE)	8
				13b	291724 01	HEMP SINGLE CTR FINGER LH	8
7a	193558 01	STANDARD ELEMENT	16	13c	198280 01	CENTRE FINGER LH (NON AGG)	8
7b	291725 01	HEMP SUPPORT FINGER 10mm THK	16	13d	292153 01	HEMP HARDOX CTR FINGER LH	8
7c	198829 01	ROTOR BACKING PLATE	32	14	HSSF08174	TENSILOCK SETSCREW	144
7d	291725 04	HEMP SUPPORT FINGER 8mm THK	16	15	192679 01	ANTI-WRAP PLATE	8
				16	WSH-1034	PENNY WASHER	16
8a	193558 02	STANDARD ELEMENT END	8	17	SCW-5180	SELF TAPPING SCREW	16
OR	193558 01	FOR SPARES, CUT AND MODIFY	8	18	193103 01	CENTRE DRIVE SHAFT W/A	1
8b	291725 02	HEMP SUPPORT FINGER END 10mm	8	19	197114 01	ROTOR DRIVE DISC W/A	1
OR	291725 01	FOR SPARES, CUT AND MODIFY	8	20	192959 01	OUTER CLAMP RING	4
8d	291725 05	HEMP SUPPORT FINGER END 8mm	8	21			
OR	291725 04	FOR SPARES, CUT AND MODIFY	8	22	193118 01	BALANCE WEIGHT (100G)	6
				23	193118 02	BALANCE WEIGHT (50G)	2
9a	193558 03	STANDARD ELEMENT CTR END	8	24	193382 01	BALANCE WEIGHT (25G)	1
OR	193558 01	FOR SPARES, CUT AND MODIFY	8	25	197111 01	ROTOR DRIVE DISC	1
9b	291725 03	HEMP SUPPORT FINGER CTR 10mm	8				
OR	291725 01	FOR SPARES, CUT AND MODIFY	8		NOTE	197719 01 & 197718 02 ARE	
9d	291725 06	HEMP SUPPORT FINGER CTR 8mm	8			CORRECT PARTS WHEN FINGERS SET	
OR	291725 04	FOR SPARES, CUT AND MODIFY	8			WITH FLANGES UP, i.e.,	
						AGGRESSIVE.	
10a	197717 01	SEED SAVER CTR	16				
10b	291720 01	HEMP STRIPPING FINGER STANARD	16				
10c	193087 01	SLOTTED ELEMENT	16				
10d	291146 01	HEMP HARDOX FINGER (3mm)	16				
11a	197719 01	SEED SAVER LH END	8				
11b	291720 02	HEMP STRIPPING FINGER END	8				
11c	193384 01	END SLOTTED ELEMENT	8				
OR	193087 01	FOR SPARES, CUT AND MODIFY	8				
11d	291146 02	HEMP HARDOX FINGER END (3mm)	8				

# Shelbourne Reynolds Engineering Limited



196228 01  
196228 02

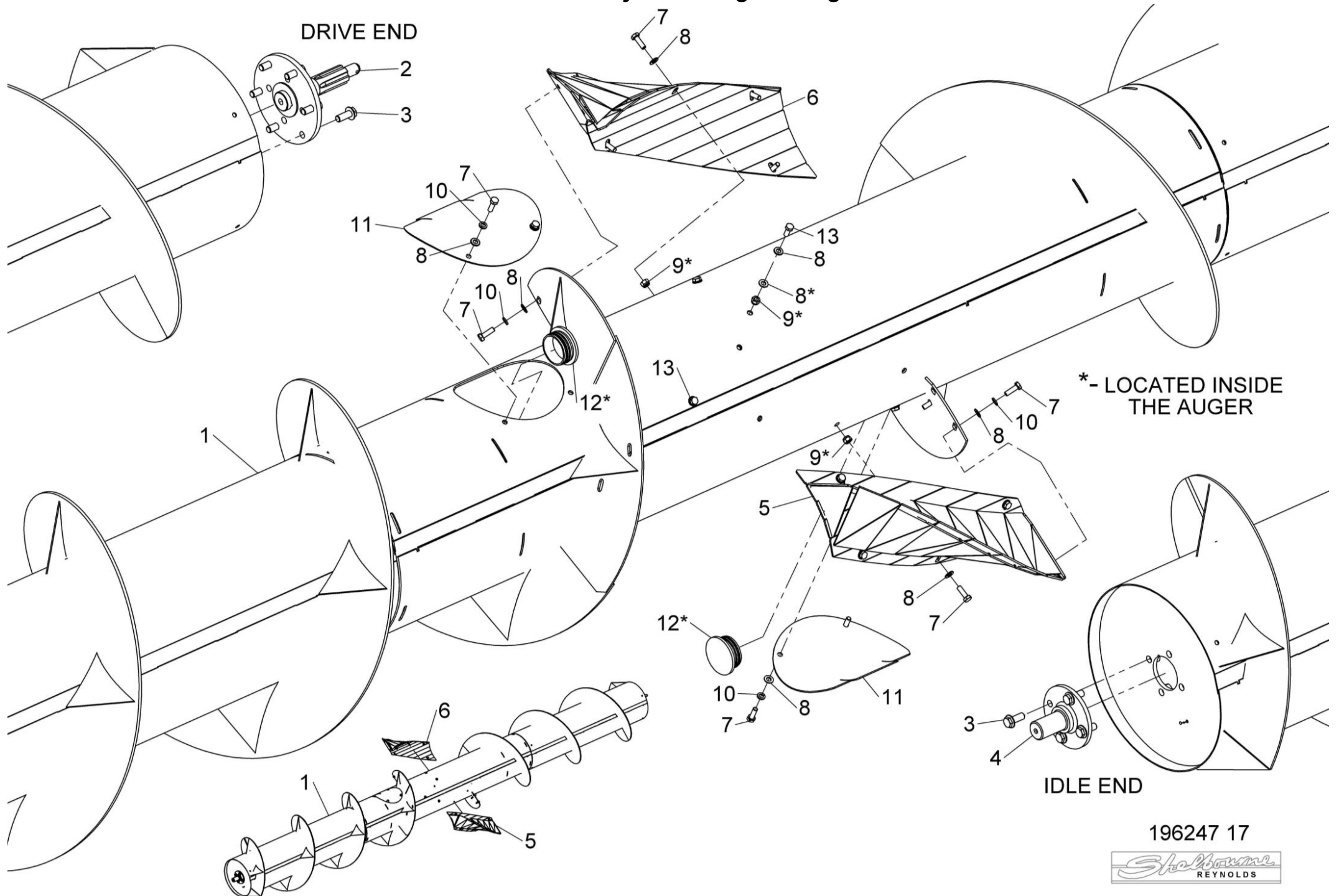
*Shelbourne*  
REYNOLDS

## Shelbourne Reynolds Engineering Limited

ASSY NUMBER: 196247 17				ASSY DESCRIPTION: 4.8m (16') PADDLE AUGER ASSY (CENTRE FEED)			
ITEM	PART NO	DESCRIPTION	QTY	ITEM	PART NO	DESCRIPTION	QTY
1	291298 01	AUGER W/A (STANDARD CTR FEED)	1				
2	195848 01	AUGER DRIVE SHAFT	1				
3	HSSF12204	SET SCREW	10				
4	197704 02	IDLER SHAFT	1				
5	197620 01R	AUGER SPIRAL PADDLE LH	1				
6	197620 02R	AUGER SPIRAL PADDLE RH	1				
7	HSS-0145	BOLT	18				
8	WSH-0012	PLAIN WASHER	48				
9	NUT-0263	NYLOC NUT	20				
10	WSH-0058	SPRING WASHER	8				
11	194472 01	INSPECTION COVER	2				
12	21709036	TUBE PLUG	2				
13	HSS-0140	BOLT	10				



# Shelbourne Reynolds Engineering Limited



196247 17

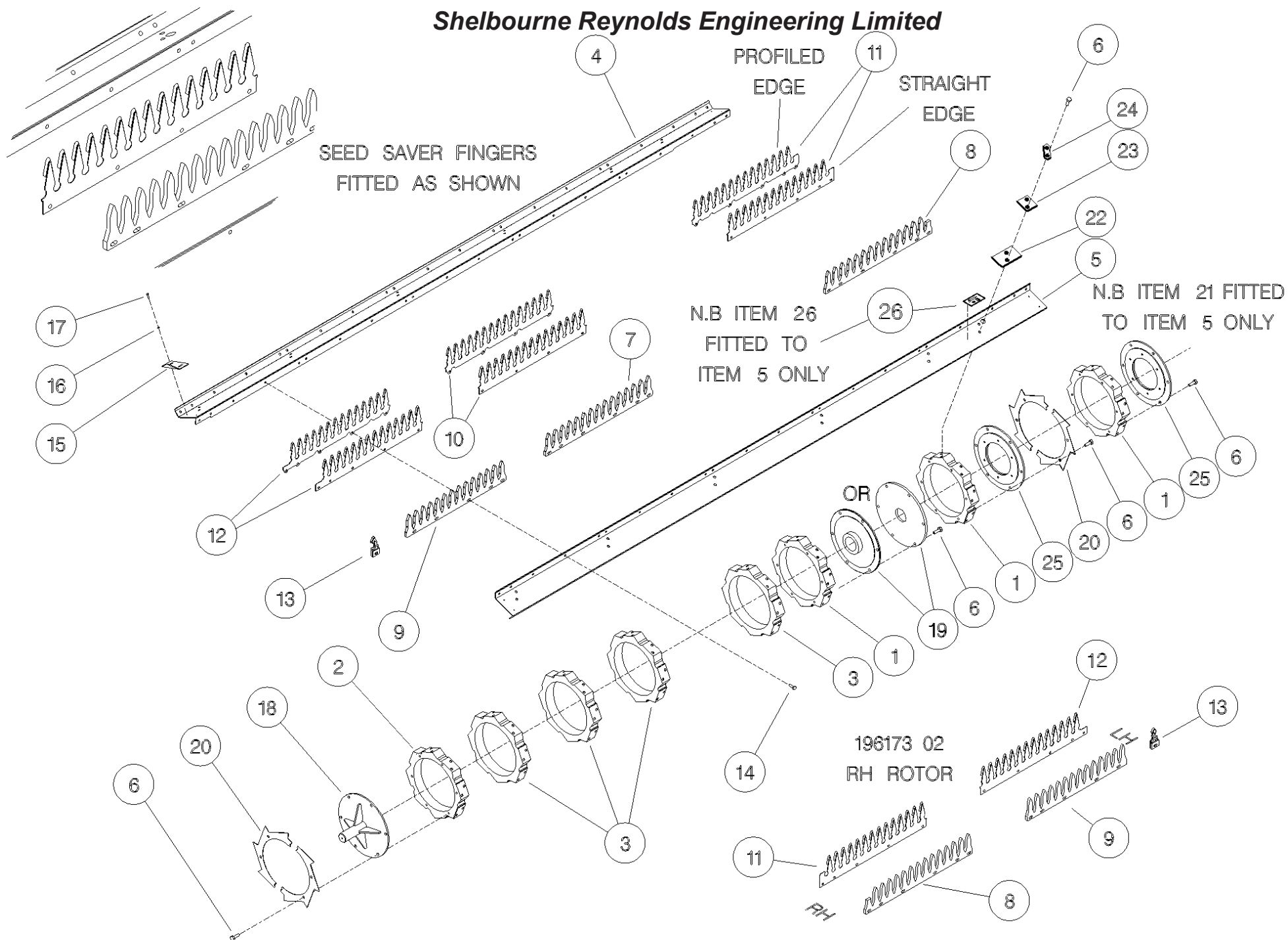
*Shelbourne*  
REYNOLDS

***Shelbourne Reynolds Engineering Limited***

ASSY NUMBER: 196282 01				ASSY DESCRIPTION: STRIPPING ROTOR ASSY LH 2.4m (GRASS SEED)			
ITEM	PART NO	DESCRIPTION	QTY	ITEM	PART NO	DESCRIPTION	QTY
1	192892 01	OUTER HUB CASTING LH	2				
2	192892 02	OUTER HUB CASTING RH	1				
3	192892 03	INNER HUB CASTING	3				
4	291745 01	ROTOR SECTION 3.0m	6				
OR	291745 04	SPARES COMMON 3.0m ROTOR PANEL					
5	291745 06	ROTOR SECTION 3.0m INSPECTION	2				
6	HSSG10204	SETSCREW	114				
7	193558 01	STANDARD ELEMENT	16				
8	193558 02	END HOLE ELEMENT	8				
OR	193558 01	FOR SPARES, CUT AND MODIFY STD SUPPORT FINGER	8				
9	193558 03	CENTRE END HOLE ELEMENT	8				
OR	193558 01	FOR SPARES, CUT AND MODIFY STD SUPPORT FINGER	8				
10	197717 01	SEED SAVER CENTRE (PROFILED EDGE)	16				
11	197719 02	SEED SAVER RH END (PROFILE EDGE)	8		NOTE	ITEMS 11 AND 12 ARE CORRECT PARTS WHEN FINGERS SET WITH FLANGES DOWN - NON-AGGRESSIVE. SEE RH ROTOR ASSY PARTS WHEN FLANGES ARE REQUIRED UP.	
12	197718 01	SEED SAVER RH CENTRE (PROFILED EDGE)	8				
13	198280 01	CENTRE FINGER LH (NON AGG)	8				
14	HSSF08174	SETSCREW	144				
15	192679 01	ANTI-WRAP PLATE	8				
16	WSH-1034	PENNY WASHER	16			FINGERS SET NON-AGGRESSIVE FOR GRASS SEED	
17	SCW-5180	SELF TAP SCREW	16				
18	193103 01	CENTRE DRIVE SHAFT W/A	1				
19	197114 01	ROTOR DRIVE DISC W/A	1				
20	192959 01	OUTER CLAMP RING	4				
21							
22	193118 01	BALANCE WEIGHT (100G)	6				
23	193118 02	BALANCE WEIGHT (50G)	2				
24	193382 01	BALANCE WEIGHT (25G)	1				
25	197111 01	ROTOR DRIVE DISC	1				
26	199753 01	COVER PLATE	2				



# Shelbourne Reynolds Engineering Limited



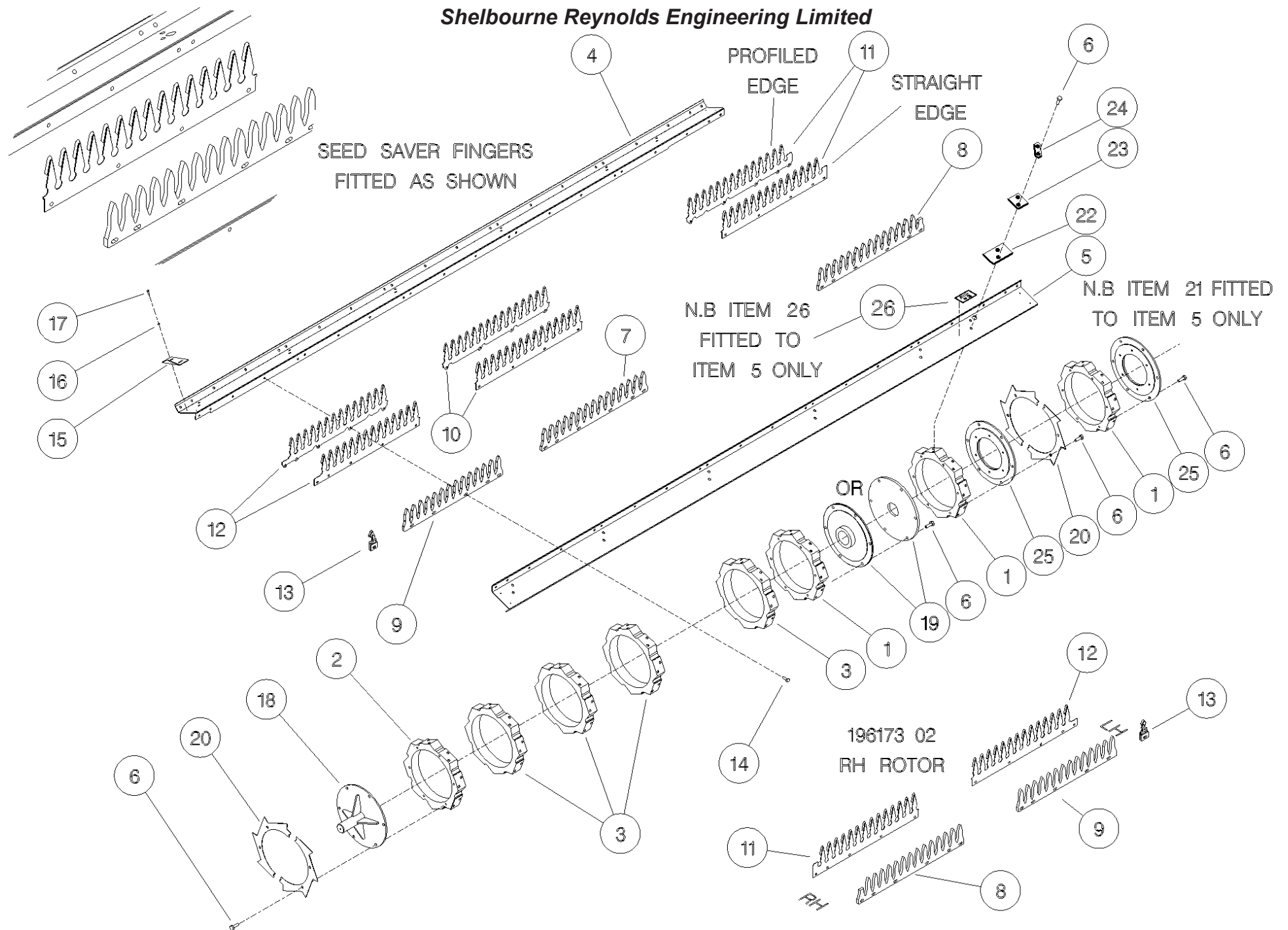
3.0m LH ROTOR ILLUSTRATED 196174 02

196173 - 196174 - 196228

**Shelbourne Reynolds Engineering Limited**

ASSY NUMBER: 196283 01				ASSY DESCRIPTION: STRIPPING ROTOR ASSY RH 2.4m (GRASS SEED)			
ITEM	PART NO	DESCRIPTION	QTY	ITEM	PART NO	DESCRIPTION	QTY
1	192892 01	OUTER HUB CASTING LH	1				
2	192892 02	OUTER HUB CASTING RH	1				
3	192892 03	INNER HUB CASTING	3				
4	291745 01	ROTOR SECTION 2.4m	6		NOTE	1 x ITEM 4 TO HAVE HOLE KNOCKED OUT FOR GREASER	
OR	291745 04	SPARES COMMON 2.4m ROTOR PANEL					
5	291745 07	ROTOR SECTION 2.4m INSPECTION	2				
6	HSSG10204	TENSILOCK SETSCREW	96				
7	193558 01	STANDARD ELEMENT	16				
8	193558 02	END HOLE ELEMENT	8				
OR	193558 01	FOR SPARES, CUT AND MODIFY STD SUPPORT FINGER	8				
9	193558 03	CENTRE END HOLE ELEMENT	8				
OR	193558 01	FOR SPARES, CUT AND MODIFY STD SUPPORT FINGER	8				
10	197717 01	SEED SAVER CENTRE (PROFIED EDGE)	16				
11	197719 01	SEED SAVER LH END (PROFILE EDGE)	8		NOTE	ITEMS 11 AND 12 ARE CORRECT PARTS WHEN FINGERS SET WITH FLANGES DOWN - NON-AGGRESSIVE. SEE LH ROTOR ASSY PARTS WHEN FLANGES ARE REQUIRED UP.	
12	197718 02	SEED SAVER LH CENTRE (PROFIED EDGE)	8				
13	198280 02	CENTRE FINGER RH (NON AGG)	8				
14	HSSF08174	TENSILOCK SETSCREW	144				
15	192679 01	ANTI-WRAP PLATE	8				
16	WSH-1034	PENNY WASHER	16			FINGERS SET NON-AGGRESSIVE FOR GRASS SEED	
17	SCW-5180	SELF TAP SCREW	16				
18	192899 01	IDLE SHAFT W/ASSY	1				
19	KIT-00976A	BALL JOINT COUPLING KIT	1				
20	192959 01	OUTER CLAMP RING	4				
21	BPG-00200	PLASTIC BODY PLUG	1				
22	193118 01	BALANCE WEIGHT	6				
23	193118 02	BALANCE WEIGHT	2				
24	193382 01	BALANCE WEIGHT	1				
25							
26	199753 01	COVER PLATE	2				

# **Shelbourne Reynolds Engineering Limited**

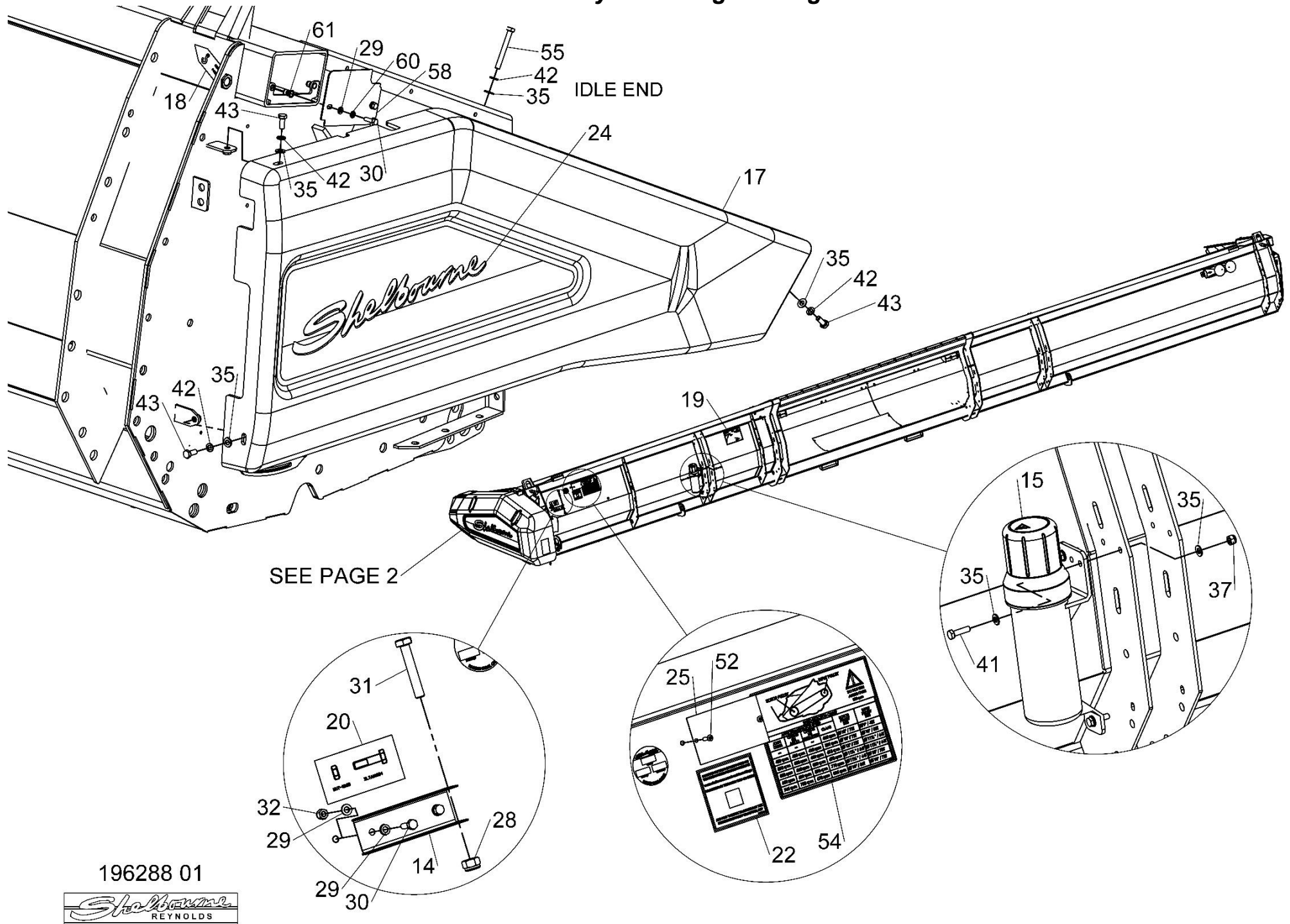




## Shelbourne Reynolds Engineering Limited

ASSY NUMBER: 196288 01				ASSY DESCRIPTION: EMBLEMS & GUARDS SUB			
ITEM	PART NO	DESCRIPTION	QTY	ITEM	PART NO	DESCRIPTION	QTY
1	290620 01	GUARD MOUNTING PLATE	1	40	HSS-0185	SETSCREW	1
2	290494 01	CORNER GUARD W/A	1	41	HSS-0150	SETSCREW	4
3	290512 01	PIVOT W/A	1	42	WSH-0058	SPRING WASHER	18
4	290496 01	GUARD MOUNTING PLATE	1	43	HSS-0140	SETSCREW	7
5	199998 01	ARM W/A	1	44	WSH-0061	SPRING WASHER	1
6	290118 01	PIVOT BRACKET	1	45	NUTA13087	NUTSERT	2
7	290119 01	MOUNTING PLATE	1	46	BLTA10500	HEX HEAD BOLT	1
8	290540 01	CLAMP BRACKET	1	47	BLT-4710	COACH BOLT	6
9	290000 01	LH DRIVE GUARD	1	48	NUTA13080	NUTSERT	2
10	290539 01	LOCATING PLATE	2	49	HSS-0194	SETSCREW	1
11	190119 19	WASHER	1	50	HSS-0155	SETSCREW	1
12	198288 01	GEARBOX COVER PLT	1	51	WSH-1038	PENNY WASHER	4
13	198254 01	INNER SHIELD PLT (RSD/CSD ONLY)	1	52	POP-0006	POP RIVET	2
14	191841 03	SHEAR BOLT HOLDER	1	53	290878 01	EMBLEM (DRIVE MAINTENANCE)	1
15	PCN-00100	MANUAL CANISTER	1	54	290910 01	EMBLEM (HTD SPEEDS, RSD ONLY)	1
16	CHN-0145	CHAIN	0.17m	OR	292044 01	EMBLEM (HTD SPEEDS, CSD ONLY)	1
16	CHN-0145	CHAIN	0.17m	55	HSSA08440	SETSCREW (2019 & ON)	1
17	290001 01	IDLE END GUARD	1	56	198253 01	INNER SHIELD RIB (RSD/CSD ONLY)	1
18	190702 04	EMBLEM (SLING POINT)	4	57	290880 01	GUARD SUPPORT (2019 & ON)	1
19	290879 01	EMBLEM (HEADER MAINTENANCE)	1	58	292023 01	TOP BEAM CAP (2021 & ON)	1
20	613205 01	EMBLEM (SHEARBOLT)	1	59	292027 01	TOP BEAM CAP RSD (2022 & ON)	1
21				OR	292023 01	TOP BEAM CAP RSD (2021 ONLY)	1
22	290150 01	EMBLEM (COMBINE SETTINGS)	1	OR	292027 01	TOP BEAM CAP CVS (2021 & ON)	1
23	290640 01	EMBLEM (SHELBOURNE)	1	60	WSH-0056	SPRING WASHER	4
24	290534 01	EMBLEM (SHELBOURNE)	1	61	NUTA13060	NUTSERT	4
25	290526 01	SERIAL NO. PLATE	1	62	WSHA10101	PENNY WASHER	1
26	HSS-0202	SETSCREW	5	63	SCW-0516	BUTT HEAD SCREW	1
27	WSH-0015	PLAIN WASHER	9	64	HSS-0135	SETSCREW	4
28	NUT-0265	NYLOC NUT	13				
29	WSH-0009	PLAIN WASHER	20				
30	HSS-0086	SETSCREW	10				
31	BLTA10384	HEX HEAD BOLT	5				
32	NUT-0260	NYLOC NUT	8				
33	HSS-0092	SETSCREW	1				
34	WSH-1036	PENNY WASHER	2				
35	WSH-0012	PLAIN WASHER	27				
36	HSS-0145	SETSCREW	5				
37	NUT-0263	NYLOC NUT	10				
38	PIN-01950	LYNCH PIN	2				
39	HSS-0088	SETSCREW	1				

# Shelbourne Reynolds Engineering Limited

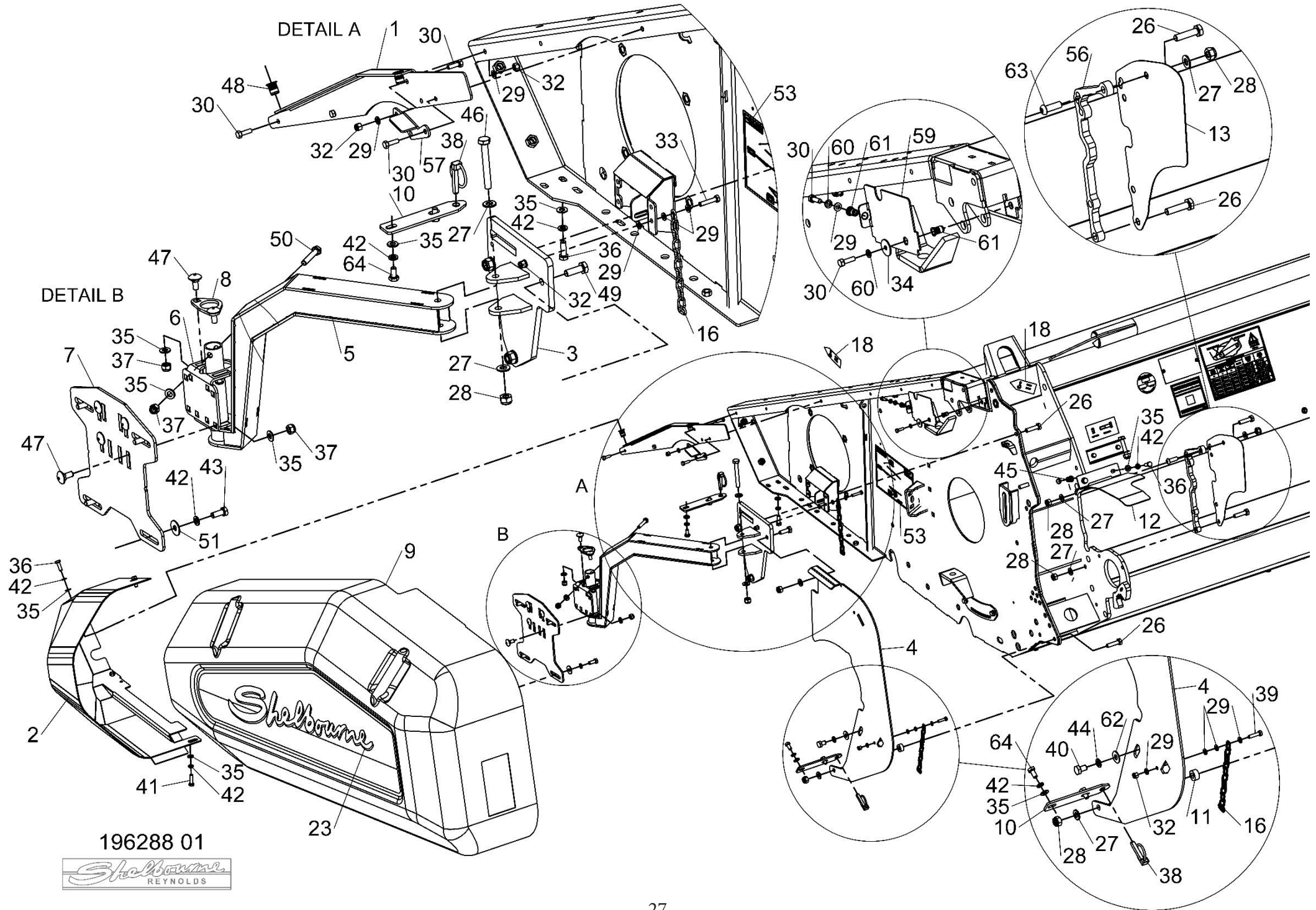


196288 01





# Shelbourne Reynolds Engineering Limited

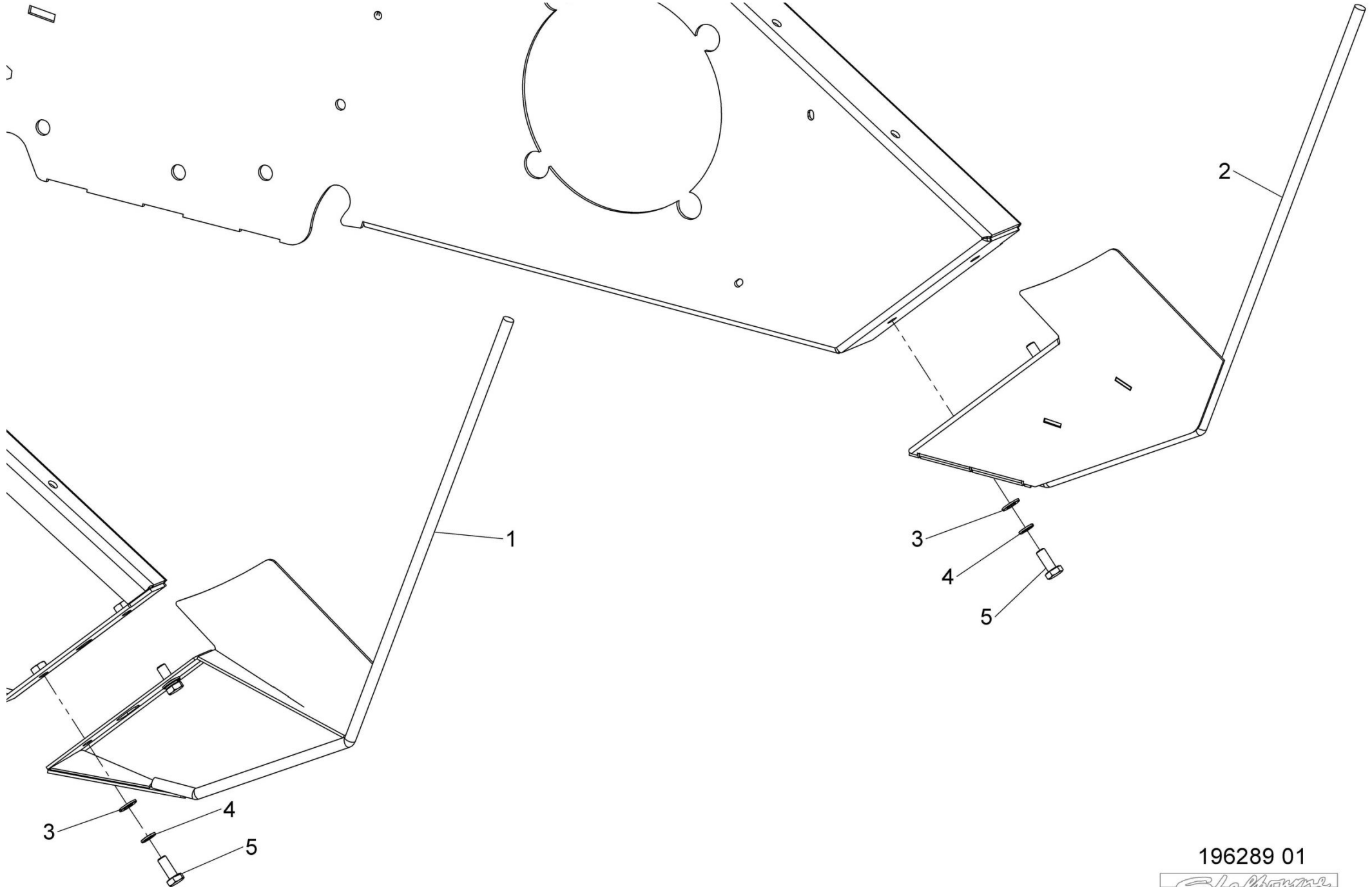


196288 01

Shelbourne  
REYNOLDS

***Shelbourne Reynolds Engineering Limited***

ASSY NUMBER: 196289 01				ASSY DESCRIPTION: DIVIDER SUB ASSY			
ITEM	PART NO	DESCRIPTION	QTY	ITEM	PART NO	DESCRIPTION	QTY
1	194501 02	RH DIVIDER W/A	1				
2	290480 01	LH DIVIDER W/A	1				
3	WSH-0015	PLAIN WASHER	4				
4	WSH-0061	SPRING WASHER	4				
5	HSS-0191	SET SCREW	4				



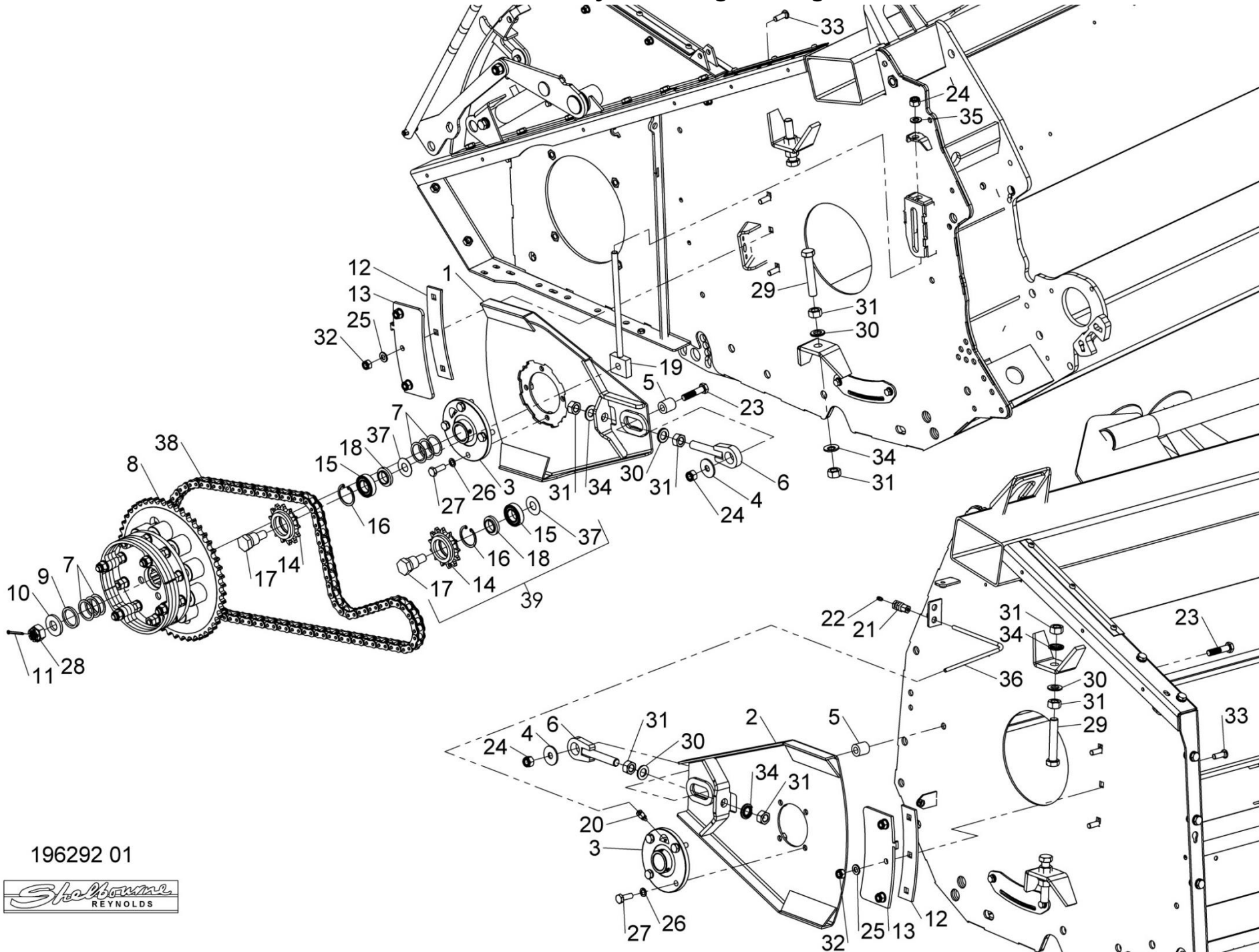
196289 01

## Shelbourne Reynolds Engineering Limited

ASSY NUMBER: 196292 01				ASSY DESCRIPTION: AUGER MTG SUB ASSY			
ITEM	PART NO	DESCRIPTION	QTY	ITEM	PART NO	DESCRIPTION	QTY
1	290353 01	AUGER ADJUSTER PLT (LH) W/A	1	37	190548 04	SHIM	A/R
2	290368 01	AUGER ADJUSTER PLT (RH) W/A	1	38	CHN-01991	CHAIN (99 LINKS c/w JOINER)	1
3	BRG-23560	BEARING	2	OR	CHN-01992	CHAIN (111 LINKS)FOR 22T SPRKT	1
4	190119 26	WASHER	2				
5	290363 01	SPACER	2	38a	CHN-01910	CHAIN HALF LINK	
6	290360 01	ADJUSTER W/A	2	38b	CHN-01901	JOINING LINK	
7	190119 95	WASHER	6	39	KIT-00112	SPARES IDLER SPROCKET ASSY KIT	
8	KIT-00123	AUGER DRIVE CLUTCH <b>SEE KIT-00123 PAGE</b>  <b>FOR PARTS BREAKDOWN</b>	1			INC ITEMS 14,15,16,17,18 & 37	
9	190119 82	WASHER	1				
10	190119 47	WASHER	1				
11	PIN-1150	SPLIT PIN	1				
12	200407 01	SUPPORT PLATE	2				
13	200408 01	OVERLAP PLATE	2				
14	131041 01	IDLER SPROCKET	2				
15	BRG-1995	BEARING	2				
16	CIR-0470	INTERNAL CIRCLIP	2				
17	190060 11	IDLER SPINDLE	2				
18	191040 01	SPACER	2				
19	290510 01	CHAIN ADJUSTER W/A	1				
20	LUB-00046	STRAIGHT ADAPTOR	1				
21	LUB-00052	BULKHEAD STRAIGHT	1				
22	NIP-00600	GREASE NIPPLE	2				
23	BLTA12380	HEX.HEAD BOLT	2				
24	NUT-0269	NYLOC NUT	3				
25	WSH-0015	PLAIN WASHER	6				
26	WSH-0061	SPRING WASHER	8				
27	HSS-0194	SETSCREW	8				
28	NUT-0580	CASTLE NUT	1				
29	HSS-0330	SETSCREW	4				
30	WSH-0024	PLAIN WASHER	6				
31	NUT-0180	PLAIN NUT	12				
32	NUT-0265	NYLOC NUT	6				
33	BLT-3750	COACH BOLT	6				
34	WSHA30161	LOCKWASHER	6				
35	WSH-0018	PLAIN WASHER	1				
36	LUB-00044	GREASE TUBE	0.35m				



# Shelbourne Reynolds Engineering Limited



196292 01

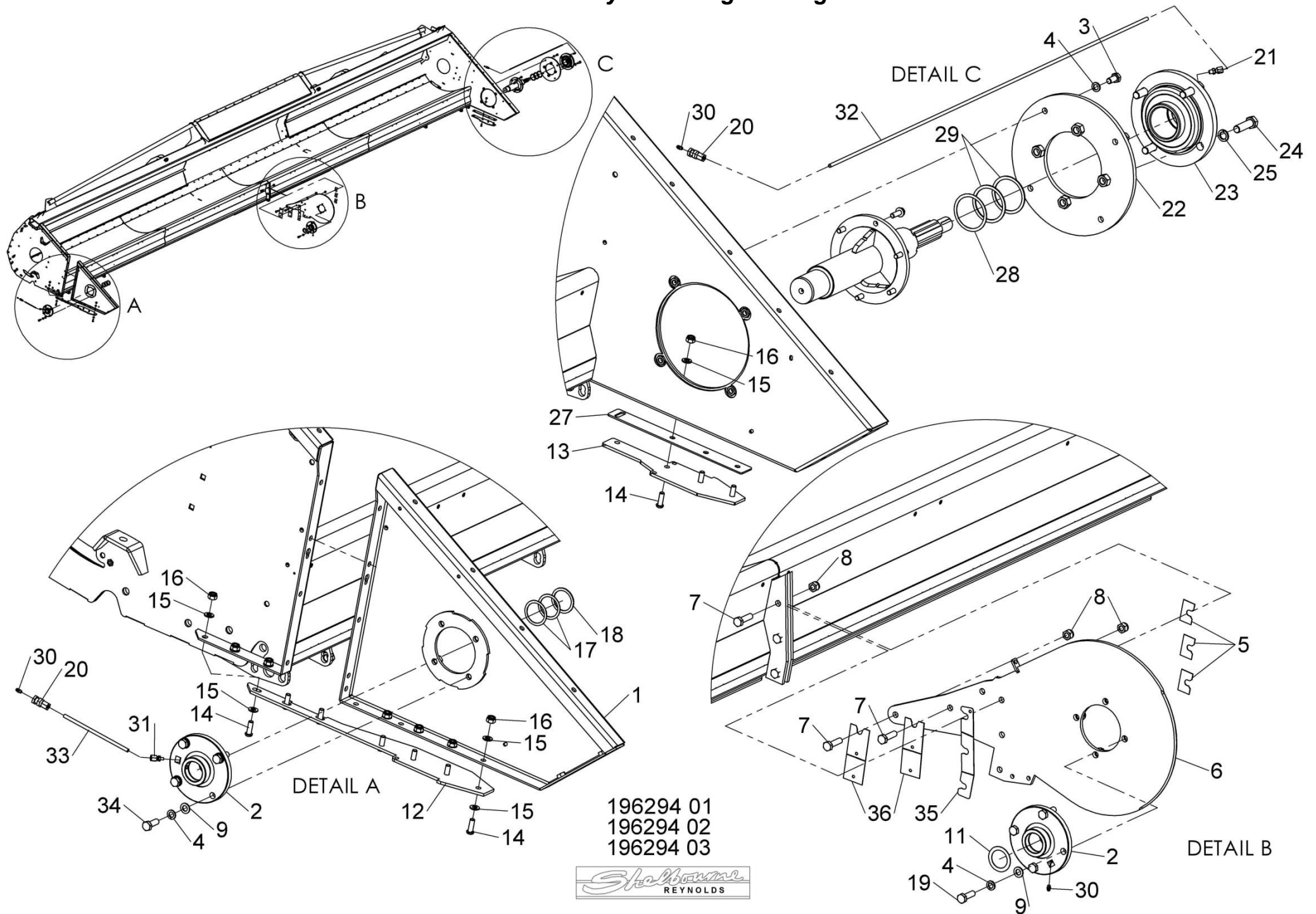




## Shelbourne Reynolds Engineering Limited

ASSY NUMBER: 196294 02				ASSY DESCRIPTION: ROTOR MTG SUB ASSY CVS (70mm SHAFT)			
ITEM	PART NO	DESCRIPTION	QTY	ITEM	PART NO	DESCRIPTION	QTY
1	194915 01	RH SIDE PLATE W/A	1				
2	BRG-3275	BEARING	2				
3	HSS-0235	SETSCREW	4				
4	WSH-0065	SPRING WASHER	12				
5	194401 01	SHIM	3				
6	194400 01	DIVISION PLATE (CHAMFER)	1				
7	BLTA12290	BOLT	5				
8	NUTA07120	AERO-TIGHT NUT	5				
9	WSH-0018	PLAIN WASHER	8				
10							
11	194128 03	SHIM (1mm)	A/R				
12	194404 01	DIVIDING PLATE RH	1				
13	290518 01	DIVIDING PLATE LH	1				
14	SCW-0516	BUTTON HD SCREW	10				
15	WSH-0015	PLAIN WASHER	13				
16	NUT-0265	NYLOC NUT	10				
17	192876 01	SHIM (1mm)	A/R				
18	192876 02	SHIM (2mm)	A/R				
19	HSS-0250	SETSCREW	4				
20	LUB-00052	BULKHEAD	2				
21	LUB-00045	STRAIGHT ADAPTOR	1				
22	198122 01	BEARING SUPPORT	1				
23	BRG-27040	BEARING	1				
24	HSS-0318	SETSCREW (2021 & ON)	4				
OR	HSS-0319	SETSCREW (UPTO 2021)	4				
25	WSH-0070	SPRING WASHER (2021 & ON)	4				
OR	WSH-0024	PLAIN WASHER (UPTO 2021)	4				
26	NUT-0271	NYLOC NUT (UPTO 2021)	4				
27	290519 01	FOOT PACKER PLATE	1				
28	190548 73	WASHER	2				
29	190548 74	WASHER	2				
30	NIP-00600	GREASE NIPPLE	2				
31	LUB-00046	STRAIGHT ADAPTOR	1				
32	LUB-00044	GREASE TUBE	0.35m				
33	LUB-00044	GREASE TUBE	1.25m				
34	HSS-0241	SETSCREW	4				
35	199889 01	SHIM 1mm	A/R				
OR	199889 02	SHIM 2mm	A/R				
36	199890 01	SHIM 1mm	A/R				
OR	199890 02	SHIM 2mm	A/R				

# Shelbourne Reynolds Engineering Limited



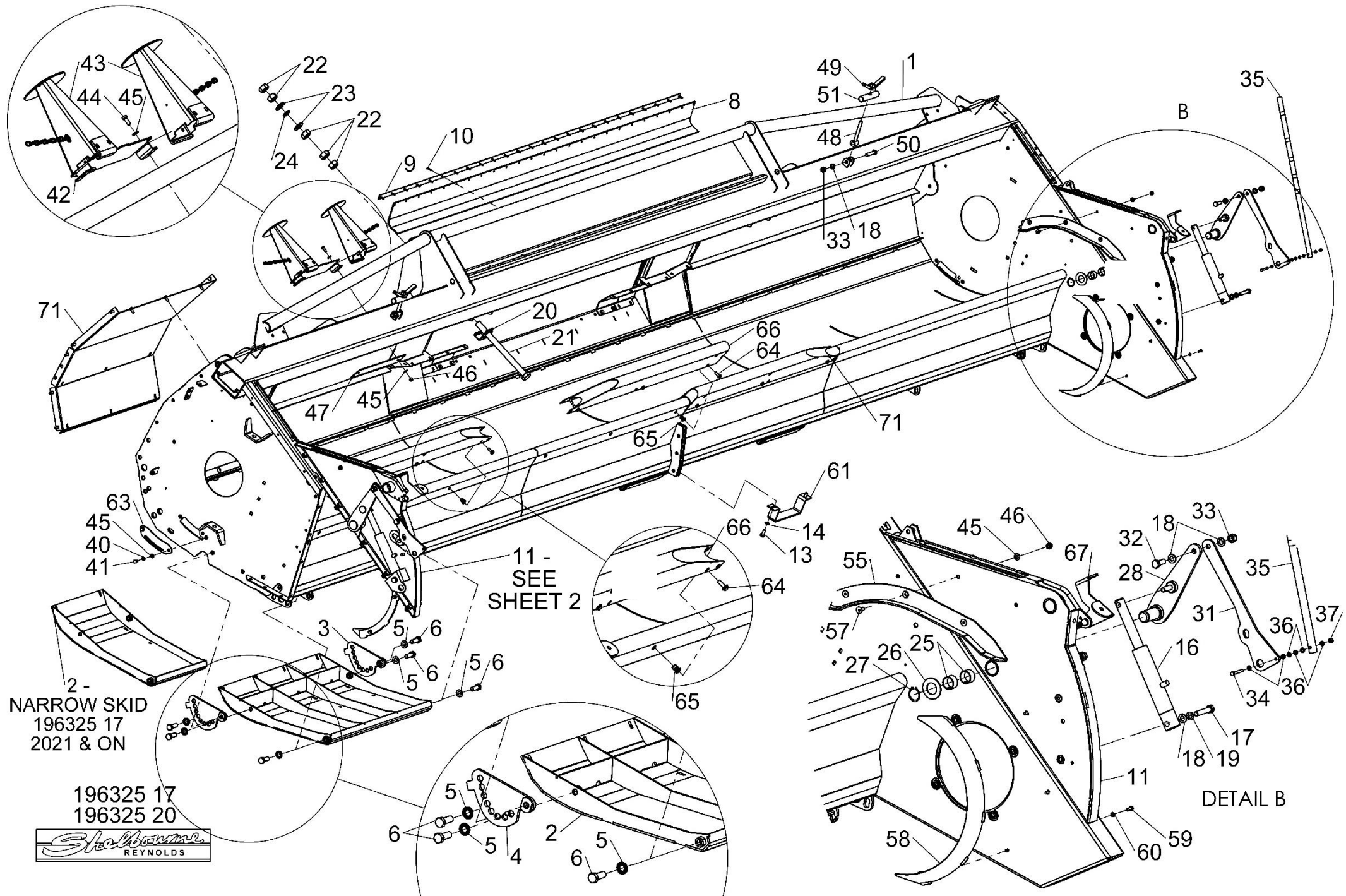


## Shelbourne Reynolds Engineering Limited

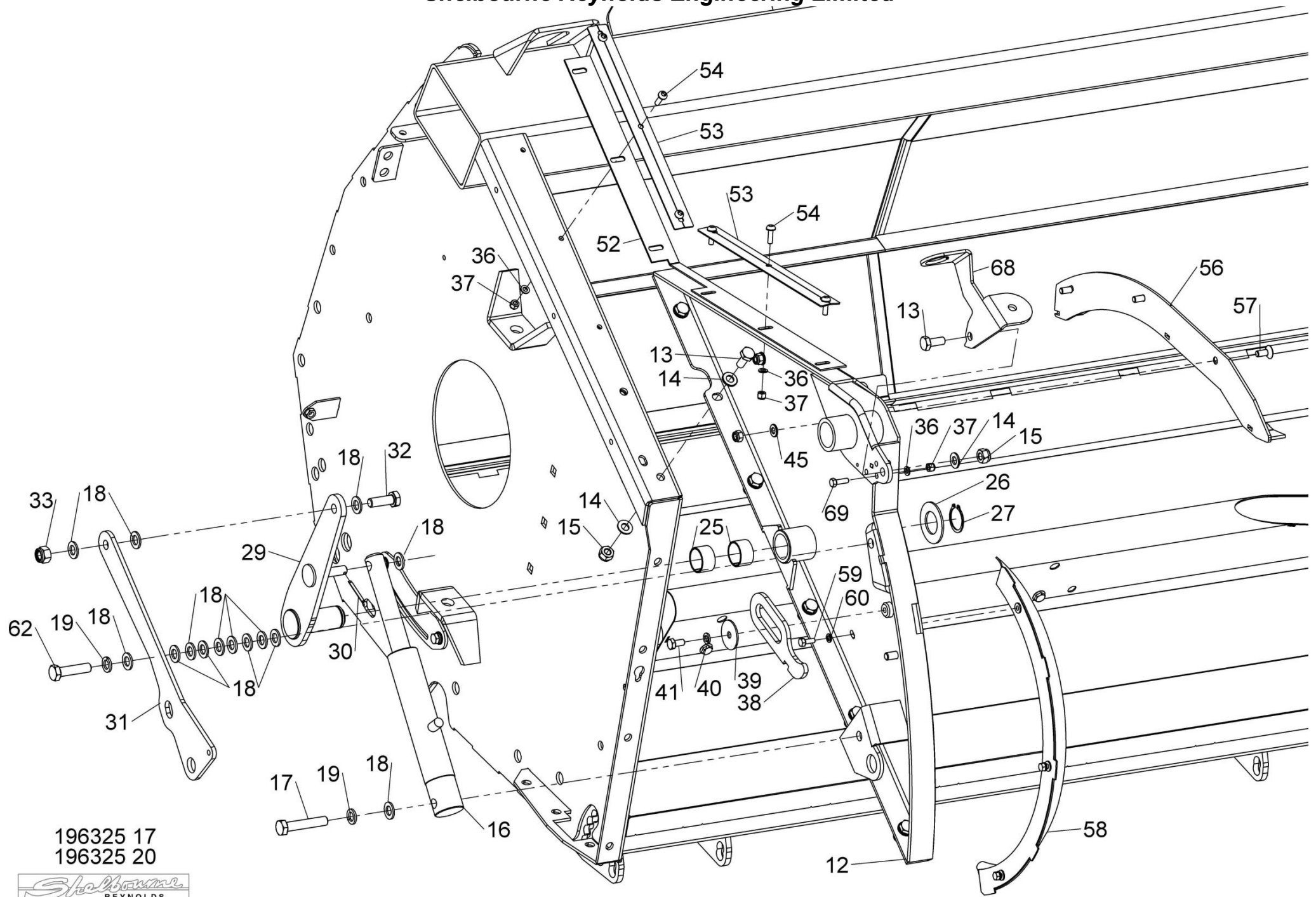
ASSY NUMBER: 196325 17				ASSY DESCRIPTION: Cvs16 FRAME & PARTS SUB ASSY (2 ROTORS)			
ITEM	PART NO	DESCRIPTION	QTY	ITEM	PART NO	DESCRIPTION	QTY
1	291740 01	CVS16 MAINFRAME W/A	1	39	190119 05	WASHER	2
2	292038 01	SKID W/A NARROW (2021 & ON)	2	40	WSH-0058	SPRING WASHER	6
OR	194395 01	SKID W/A (UP TO 2021)	2	41	HSS-0135	SETSCREW	6
3	193828 01	SKID ADJUSTER LH	2	42	198172 01	HEADER STAND BRACKET	1
4	193828 02	SKID ADJUSTER RH	2	43	290520 01	HEADER STAND	2
5	WSHA30161	LOCK WASHER	12	44	HSS-0145	SETSCREW	2
6	HSS-0317	SETSCREW	12	45	WSH-0012	PLAIN WASHER	14
7				46	NUT-0263	NYLOC NUT	8
8	194545 01	RUBBER SEAL	1	47			
9	194493 01	CLAMP STRIP	1	48	193244 01	RETAINING NUT	2
10	POP-0006	POP RIVET	25	49	193248 01	RETAINING SCREW	2
11	194913 01	TOP SIDE PLATE LH	1	50	BLTA12380	BOLT	2
12	194913 02	TOP SIDE PLATE RH	1	51	193251 01	RETAINING BAR	2
13	HSS-0191	SETSCREW	18	52	194000 01	RUBBER SEAL	2
14	WSH-0015	PLAIN WASHER	30	53	199567 01	CLAMP STRIP	4
15	NUT-0265	NYLOC NUT	14	54	SCW-4960	BUTT HD SCREW	12
16	195075 01	HYDRAULIC RAM	2	55	194385 01	RUNNER ASSY LH	1
16a	RMSK00030	RAM SEAL KIT		56	194385 02	RUNNER ASSY RH	1
17	BLTA12410	BOLT	2	57	SCW-1735	CSK SOCKET HD SCW	6
18	WSH-0018	PLAIN WASHER	32	58	193363 01	ROTOR DEFLECTOR	2
19	WSH-0065	SPRING WASHER	4	59	HSS-0084	SETSCREW	6
20	194987 01	LOCKING ASSY	2	60	WSH-0056	SPRING WASHER	6
21	HSSA24994	SETSCREW	2	61	195126 01	STRAP	2
22	NUT-0190	PLAIN NUT	10	62	HSS-0260	BOLT (SHIPPING ONLY)	2
23	WSH-0036	PLAIN WASHER	4	63	195844 01	COVER PLATE	2
24	190548 62	WASHER	2	64	HSSF08174	TENSILOCK SETCREW	12
25	BSHK03047	BUSH	4	65	NUTA13080	NUTSERT	27
26	WSH-1547	PLAIN WASHER	2	66	291700 01	TAPERED SPILL PLATE (CTR FEED)	2
27	CIR-1150	CIRCLIP	2	OR	291700 01	TAPERED SPILL PLT (OFFSET FEED)	1
28	194538 06	LIFT ARM LH	1	OR	291700 01	TAPERED SPILL PLATE (RSD)	0
29	194538 07	LIFT ARM RH	1	67	198958 01	LH LIGHT BRACKET	1
30	PIN-1150	SPLIT PIN	2	68	198958 02	RH LIGHT BRACKET	1
31	194537 01	LINK ARM	2	69	HSS-0086	SETSCREW	2
32	HSS-0250	SETSCREW	2	70			
33	NUT-0269	NYLOC NUT	4	71	KIT-19057	FILL IN PLATE & SCRAPER KIT	1
34	HSSA06290	SETSCREW	1	72			
35	192494 01	NOSE HEIGHT INDICATOR ROD	1	73			
36	WSH-0009	PLAIN WASHER	21	74			
37	NUT-0260	NYLOC NUT	15	75			
38	192809 01	NOSE STOP LATCH	2				



# Shelbourne Reynolds Engineering Limited





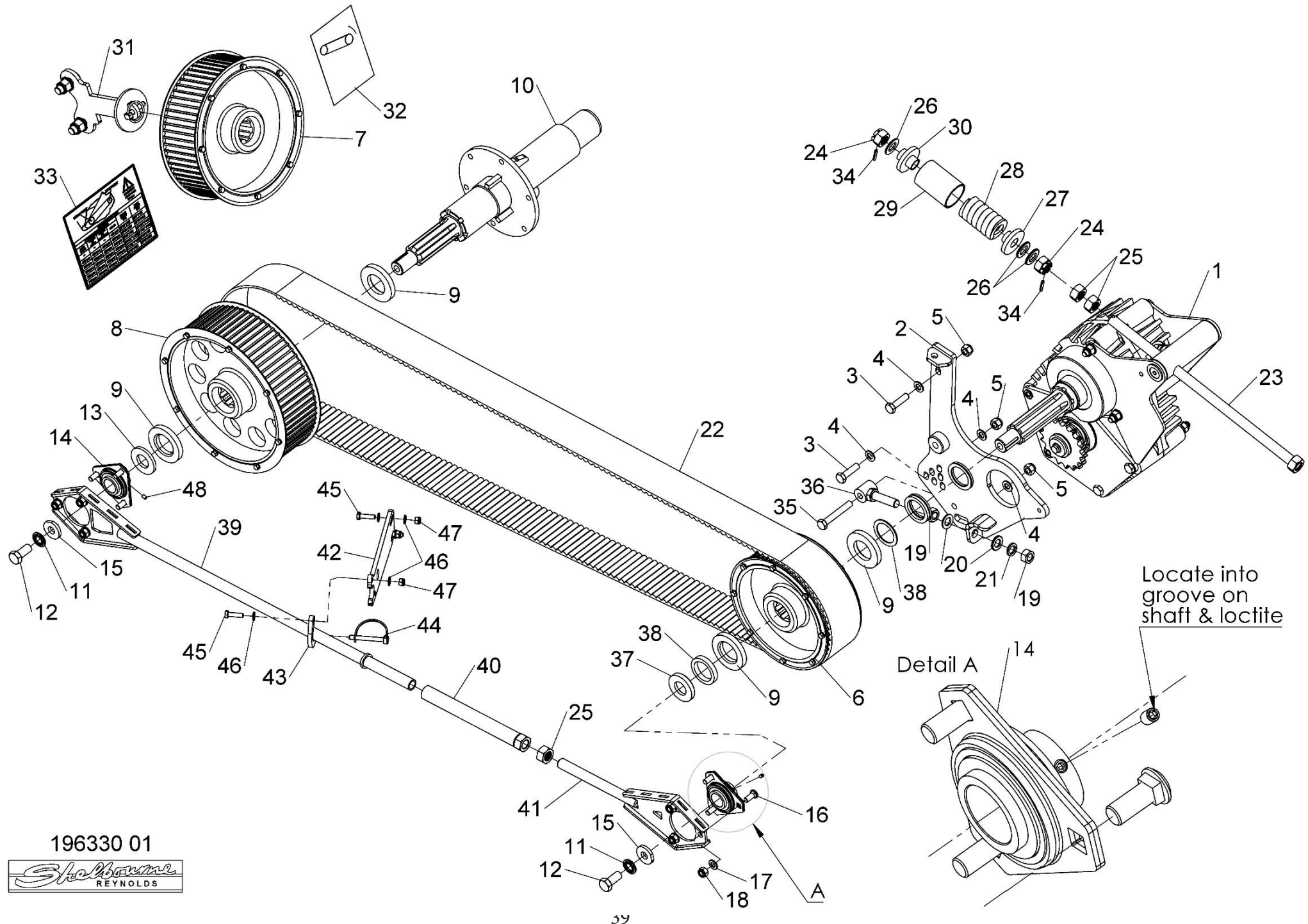


196325 17  
196325 20

## Shelbourne Reynolds Engineering Limited

ASSY NUMBER: 196330 01				ASSY DESCRIPTION: HTD DRIVE SUB ASSY (RSD 2020 & ON) (CSD 2021 & ON)			
ITEM	PART NO	DESCRIPTION	QTY	ITEM	PART NO	DESCRIPTION	QTY
1	GEA-0065	INPUT GEARBOX ASSY SEE GEA-0065 PAGE FOR PARTS BREAKDOWN	1	25	NUT-0185	PLAIN NUT	3
2	292318 01	GEARBOX SUPPORT PLA W/A (FOR SPARES SUPPLY 199260 01)	1	26	WSH-0030	PLAIN WASHER	3
OR	199260 01	GEARBOX SUPPORT PLT W/A	1	27	199737 01	REAR SPRING BOSS	1
3	BLTA12290	HEX HEAD BOLT	2	28	SPGE02530	DIE SPRING	1
4	WSH-0018	PLAIN WASHER	4	29	199736 01	SPRING SETTING TUBE	1
5	NUT-0269	NYLOC NUT	3	30	199738 01	FRONT SPRING BOSS	1
6	292538 01	HTD PULLEY (56T, 10") 2023 & ON	1	31	KIT-01336	SPARE PULLEY MOUNTING KIT SEE KIT-01336 PAGE FOR PARTS BREAKDOWN	1
OR	199263 01	HTD PULLEY (56T, 10") UPTO 2023 FOR SPARES SUPPLY 292538 01 & 2 x 292365 01	1	32	199413 01	PULLEY IDENTIFICATION DECAL	1
7	292539 01	HTD PULLEY (64T, 11½") 2023 & ON	1	33	290910 01	SPEED SELECTION DECAL	1
OR	199264 01	HTD PULLEY (64T, 11½") UPTO 2023 FOR SPARES SUPPLY 292539 01 & 2 x 292365 01	1	34	PIN-1620	ROLL PIN	2
8	292540 01	HTD PULLEY (72T, 13") 2023 & ON	1	35	BLTA12500	HEX HEAD BOLT	1
OR	199265 01	HTD PULLEY (72T, 13") UPTO 2023 FOR SPARES SUPPLY 292540 01 & 2 x 292365 01	1	36	199412 01	ADJUSTER W/A	1
9	292365 01	HTD PULLEY WASHER (2021 & ON)	4	37	291843 01	SHOULDERED WASHER	1
OR	195935 01	TAPERED COLLAR (UPTO 2021)	4	38	190119 71	WASHER (2mm)	A/R
10	198138 01	ROTOR DRIVE SHAFT W/A (70mm)	1	OR	198800 75	WASHER (4mm)	A/R
11	WSHA30161	LOCK WASHER	2	OR	198800 76	WASHER (6mm)	A/R
12	HSS-0315	SETSCREW	2	OR	198800 78	WASHER (8mm)	A/R
13	190548 36	WASHER	1	OR	198800 77	WASHER (10mm)	A/R
14	BRG-0240	BEARING (ALSO SUPPLY ITEM 55)	2	OR	190119 73	WASHER (12mm)	A/R
15	198800 48	WASHER	2	39	198236 01	TIE BAR W/A	1
16	BLT-3745	COACHBOLT	6	40	198235 01	TIE ROD ADJUSTER	1
17	WSH-0015	PLAIN WASHER	6	41	198232 01	TIE ROD END W/A	1
18	NUT-0265	NYLOC NUT	6	42	199739 01	TIE ROD REAINER	1
19	NUT-0180	PLAIN NUT	2	43	199740 01	RETAINING PLATE	1
20	WSH-0024	PLAIN WASHER	2	44	PIN-1720	SPRING PIN	1
21	WSH-0070	SPRING WASHER	1	45	HSS-0150	SETSCREW	3
22	BEL-55350	BELT	1	46	WSH-0012	PLAIN WASHER	6
23	198029 01	GEARBOX ADJUSTER ROD	1	47	NUT-0263	NYLOC NUT	3
24	NUT-0580	CASTLE NUT	2	48	SCGF06047	GRUB SCREW	2

# Shelbourne Reynolds Engineering Limited



196330 01

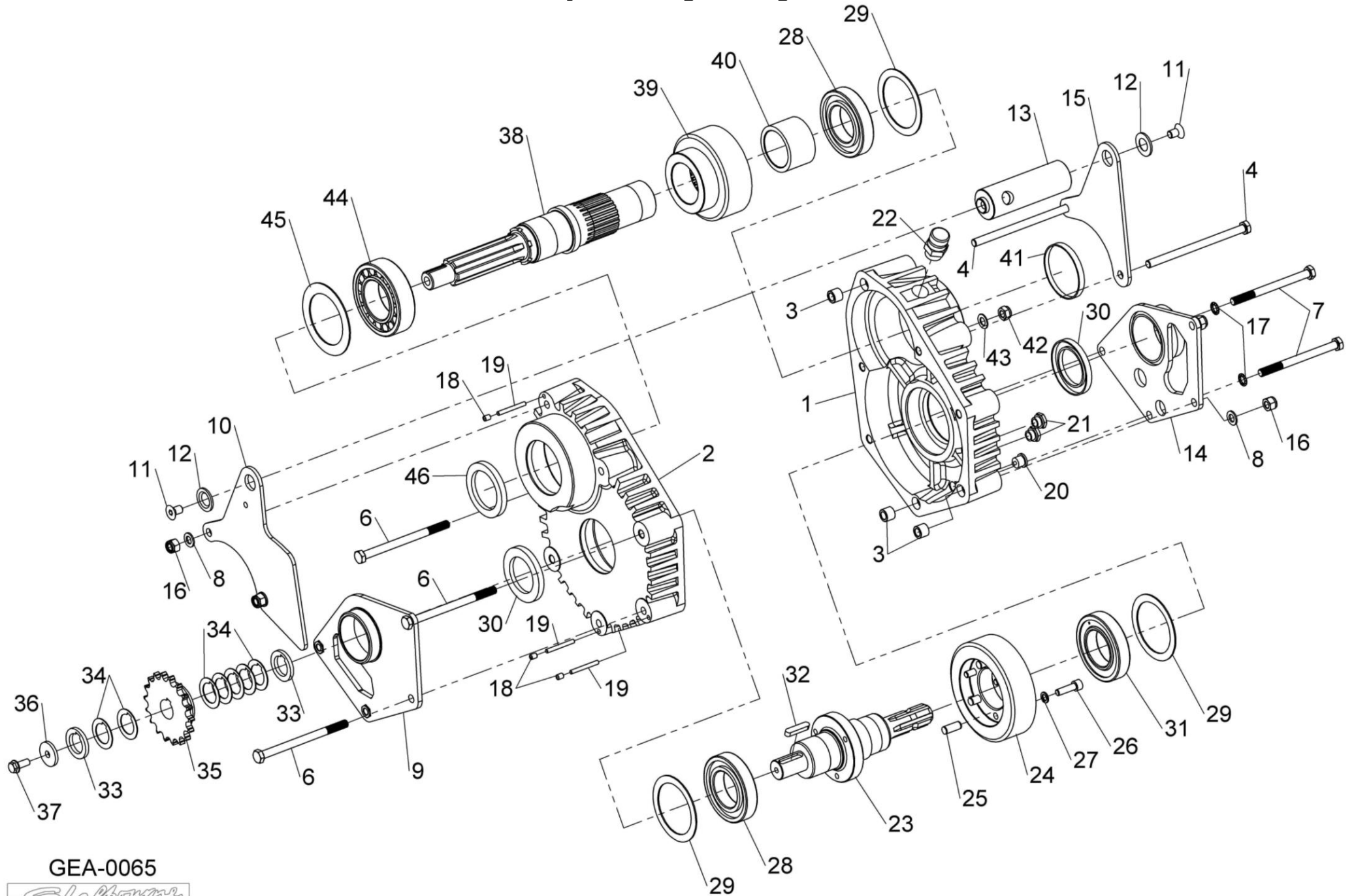


## Shelbourne Reynolds Engineering Limited

ASSY NUMBER: GEA-0065				ASSY DESCRIPTION: INPUT GEARBOX HTD DRIVE (RSD 2020 & ON)			
ITEM	PART NO	DESCRIPTION	QTY	ITEM	PART NO	DESCRIPTION	QTY
1	197619 03	CASE HALF	1	35	192768 18	AUGER DRIVE SPROCKET (18T)	1
2	197619 04	CASE HALF	1	OR	192768 04	AUGER DRIVE SPROCKET (16T)	1
3	192598 01	DOWEL	3	OR	192768 16	AUGER DRIVE SPROCKET (15T)	1
4	BLTA12810	HEX HEAD BOLT	2	OR	192768 10	AUGER DRIVE SPROCKET (22T)	1
5				OR	192768 08	AUGER DRIVE SPROCKET (13T)	1
6	BLTA12750	HEX HEAD BOLT	3	OR	192768 20	AUGER DRIVE SPROCKET (12T)	1
7	BLT-2276	HEX.HEAD BOLT	2	36	190548 01	RETAINING WASHER	1
8	WSH-0018	PLAIN WASHER	4	37	HSSF10174	SET SCREW	1
9	198021 01	G/BOX MOUNTING PLT LH	1	38	291842 01	PINION SHAFT	1
10	198026 01	G/BOX ADJ PLT LH	1	39	198999 09	PINION GEAR (32 TOOTH)	1
11	SCW-1930	CSK SKT HD SCREW	2	OR	198999 11	PINION GEAR (34 TOOTH)	1
12	198024 01	CSK WASHER	2	OR	198999 12	PINION GEAR (30 TOOTH)	1
13	198023 01	GEARBOX ADJUSTER	1	OR	198999 13	PINION GEAR (36 TOOTH)	1
14	198022 01	G/BOX MOUNTING PLT RH	1	40	198942 01	SPACER	1
15	198025 01	G/BOX ADJ PLT RH	1	41	SEAZ09000	PLUG SEAL	1
16	NUT-0269	NYLOC NUT	4	42	NUT-0270	NYLOC NUT (THIN)	1
17	WSHA20121	SHAKEPROOF WASHER	2	43	WSH-0019	PLAIN WASHER (FORM B)	1
18	SCW-4535	SOCKET GRUBSCREW	3	44	BRG-16585	BEARING (65mm)	1
19	192597 01	JACKING ROD VS	3	45	198927 01	SPACER RING (2mm)	1
20	FIT-0253	PLUG	1	OR	198927 02	SPACER RING (1.6mm)	A/R
21	FITD00005	SIGHT GLASS/SEAL	2	OR			
22	FIT-0255	BREATHER	1				
23	192591 01	INPUT SHAFT	1	OR	198927 03	SPACER RING (1.2mm)	A/R
24	192592 09	INPUT GEAR (37 TOOTH)	1	OR	198927 04	SPACER RING (1mm)	A/R
OR	192592 11	INPUT GEAR (35 TOOTH)	1	46	SEAB06500	SHAFT SEAL (65mm)	1
OR	192592 12	INPUT GEAR (39 TOOTH)	1				
OR	192592 13	INPUT GEAR (33 TOOTH)	1				
25	PIN-61217	DOWEL PIN	3		GEA-0065JD/CIH	SPARES GEARBOX ASSY C/W 37T & 32T GEARS	
26	SCW-0196	CAP HEAD SCREW	3		GEA-0065LEX/CNH	SPARES GEARBOX ASSY C/W 33T & 36T GEARS	
27	WSH-0061	SPRING WASHER	3				
28	BRG-7040	BEARING	2				
29	192596 01	SPACER RING (2mm)	3				
OR	192596 02	SPACER RING (1.6mm)	A/R				
OR	192596 03	SPACER RING (1.2mm)	A/R				
OR	192596 04	SPACER RING (1mm)	A/R				
30	SEA-0590	SHAFT SEAL	2				
31	BRG-16080	BEARING	1				
32	K1008045	KEY	1				
33	191692 01	SPACER	2				
34	191692 02	SPACER	7				



# Shelbourne Reynolds Engineering Limited



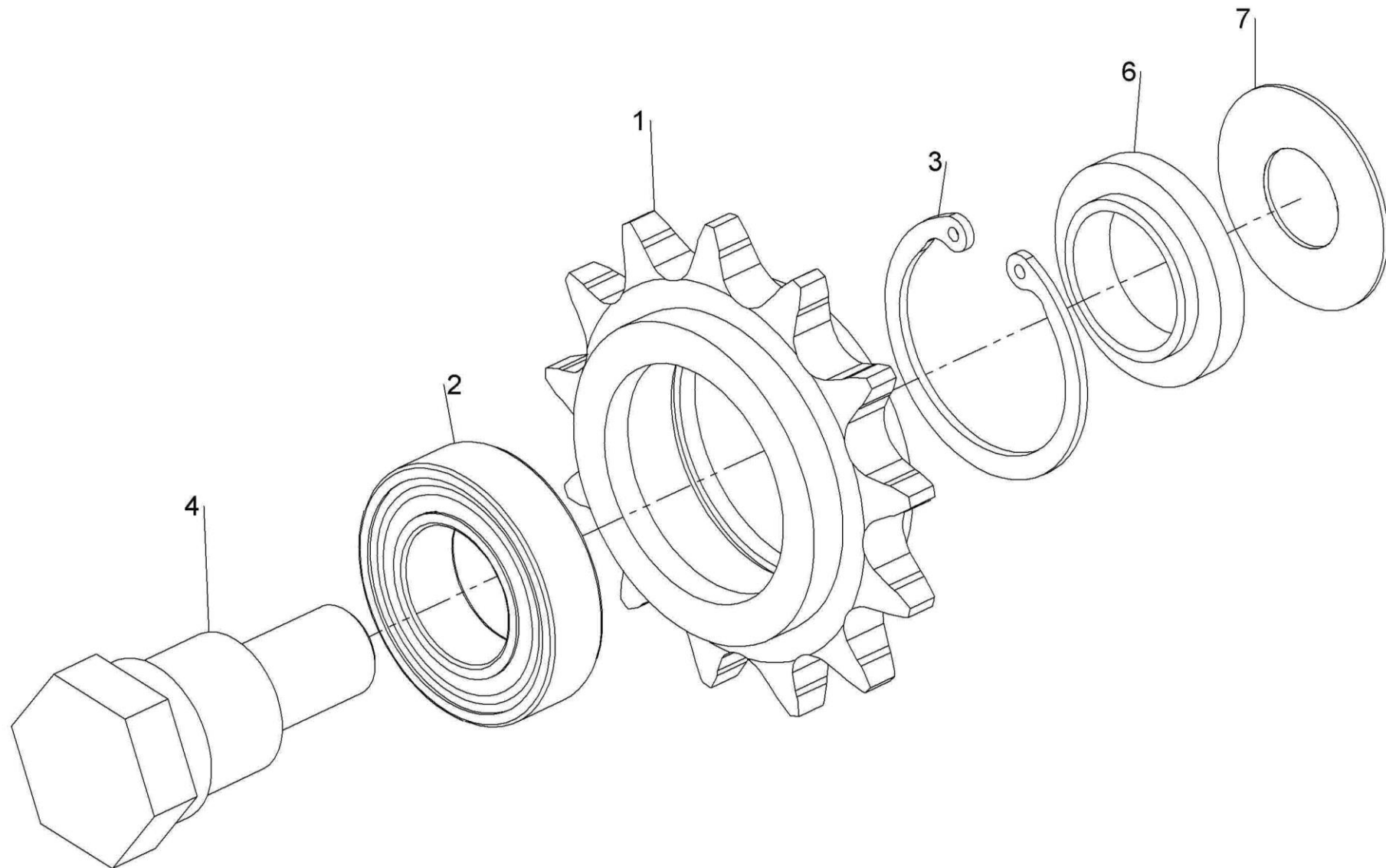
GEA-0065





***Shelbourne Reynolds Engineering Limited***

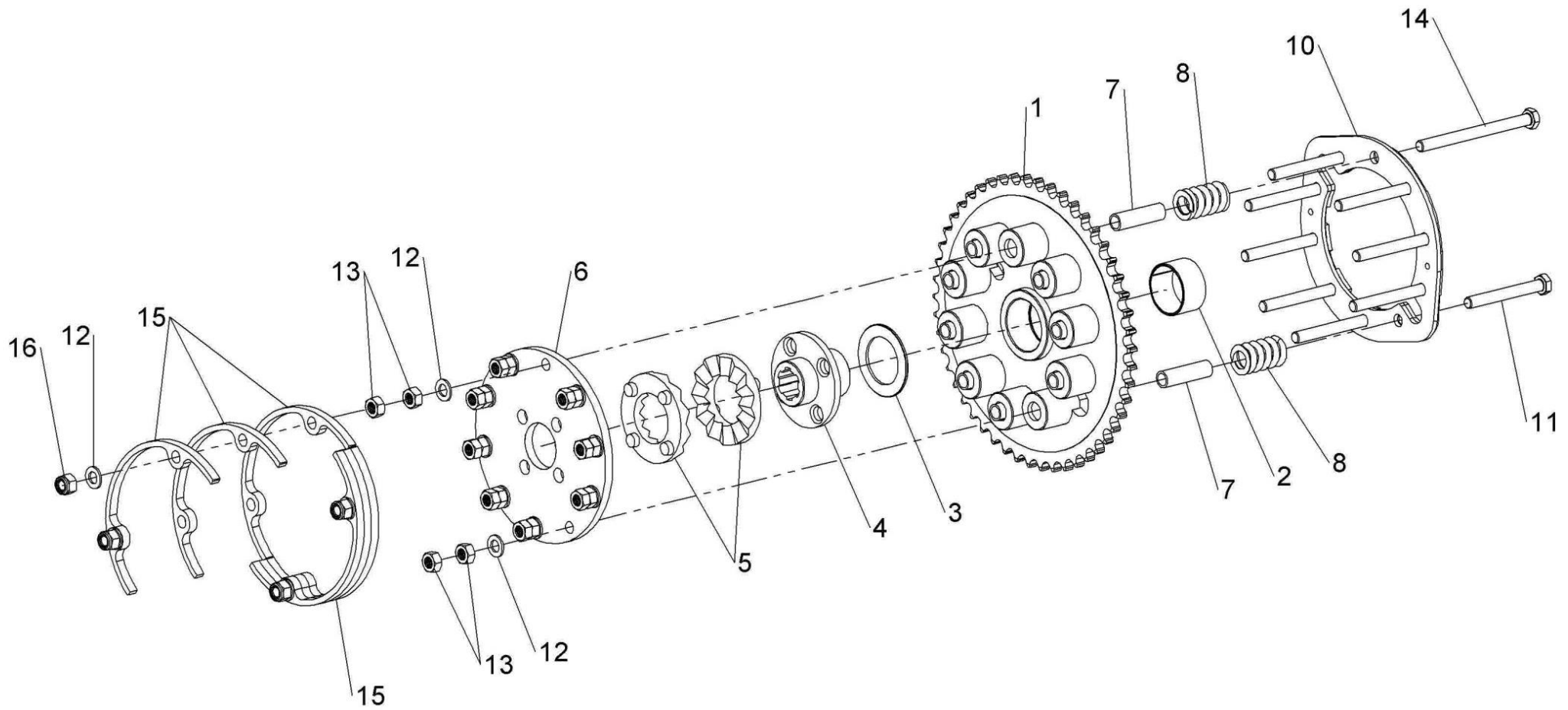
ASSY NUMBER: KIT-00112				ASSY DESCRIPTION: IDLER ASSY KIT			
ITEM	PART NO	DESCRIPTION	QTY	ITEM	PART NO	DESCRIPTION	QTY
1	131041 01	JOCKEY SPKT 133/4P	1				
2	BRG-1995	SUPPORT	1				
3	CIR-0470	CIRCLIP INT	1				
4	190060 11	AUGER IDLE SPINDLE	1				
5							
6	191040 01	SPACER	1				
7	190548 04	WASHER	2				



**KIT-00112**

## Shelbourne Reynolds Engineering Limited

ASSY NUMBER: KIT-00123				ASSY DESCRIPTION: AUGER SLIP CLUTCH (10 SPRING)			
ITEM	PART NO	DESCRIPTION	QTY	ITEM	PART NO	DESCRIPTION	QTY
1	290418 01	50T SPROCKET ASSY	1				
2	BSHK05056	BUSH	1				
3	192008 02	THRUST WASHER	1				
4	195850 01	SPLINED CLUTCH HUB	1				
5	131005	CLUTCH PLATE	2				
6	290335 01	DRIVE DISC	1				
7	131073 04	SPACER	10				
8	131063	SPRING	10				
9							
10	290336 01	LOCKING RING	1				
11	BLT-2270	BOLT	6				
12	WSH-0018	PLAIN WASHER	14				
13	NUT-0170	PLAIN NUT	20				
14	HSSA12710	SETSCREW	4				
15	290403 01	BELT SLIPPER	6				
16	NUT-0269	NYLOC NUT	4				



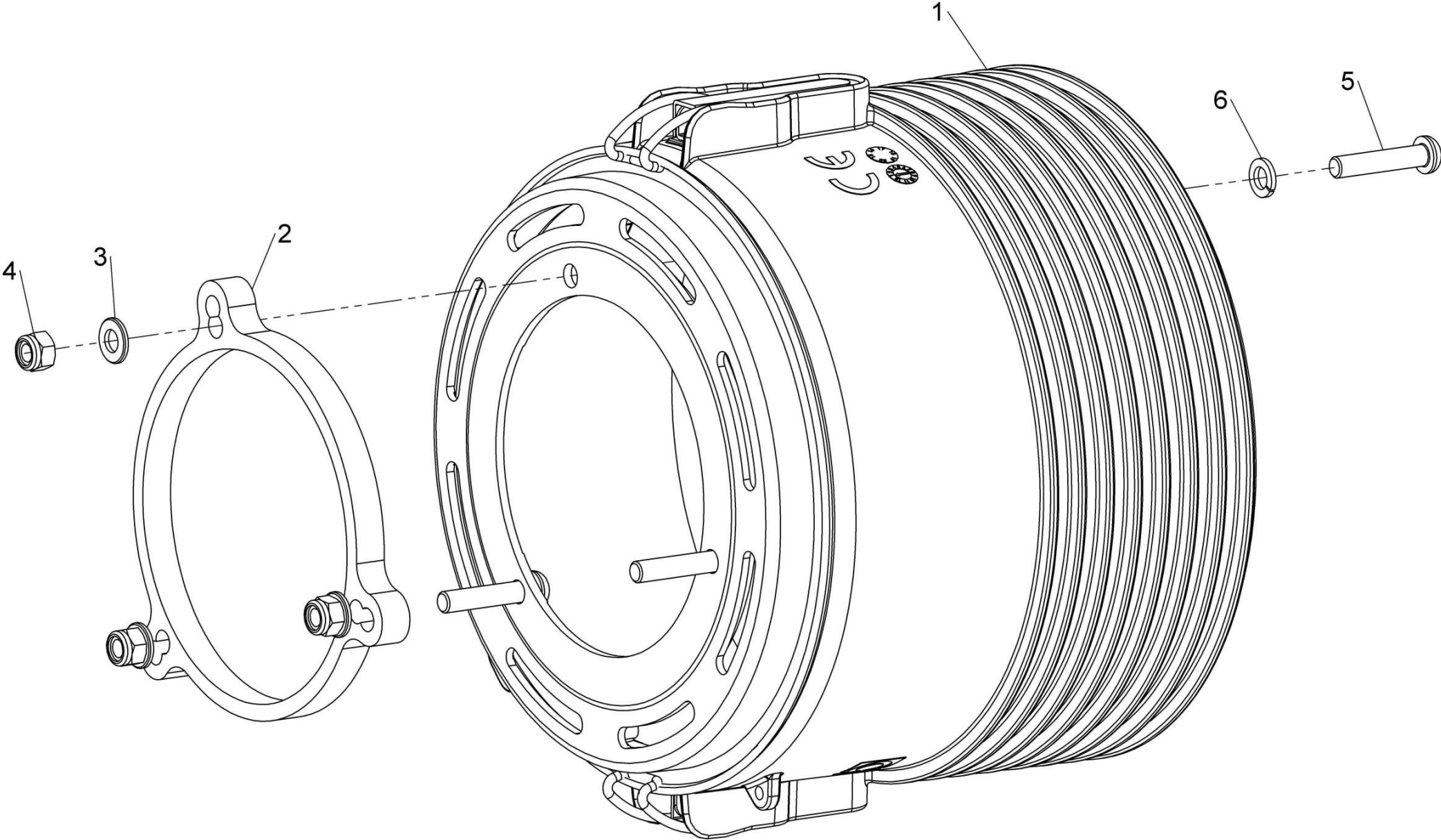
KIT-00123



***Shelbourne Reynolds Engineering Limited***

ASSY NUMBER: KIT-00530				ASSY DESCRIPTION: PTO CONE KIT			
ITEM	PART NO	DESCRIPTION	QTY	ITEM	PART NO	DESCRIPTION	QTY
1	290626 01	PTO CONE	1				
2	199741 01	CONE SPACER	1				
3	WSH-0012	PLAIN WASHER (UPTO 2020)	2				
4	NUT-0263	NYLOC NUT (UPTO 2020)	3				
5	SCBA08260	BUTT. HD SCREW	3				
6	WSH-0058	SPRING WASHER (2020 & ON)	3				



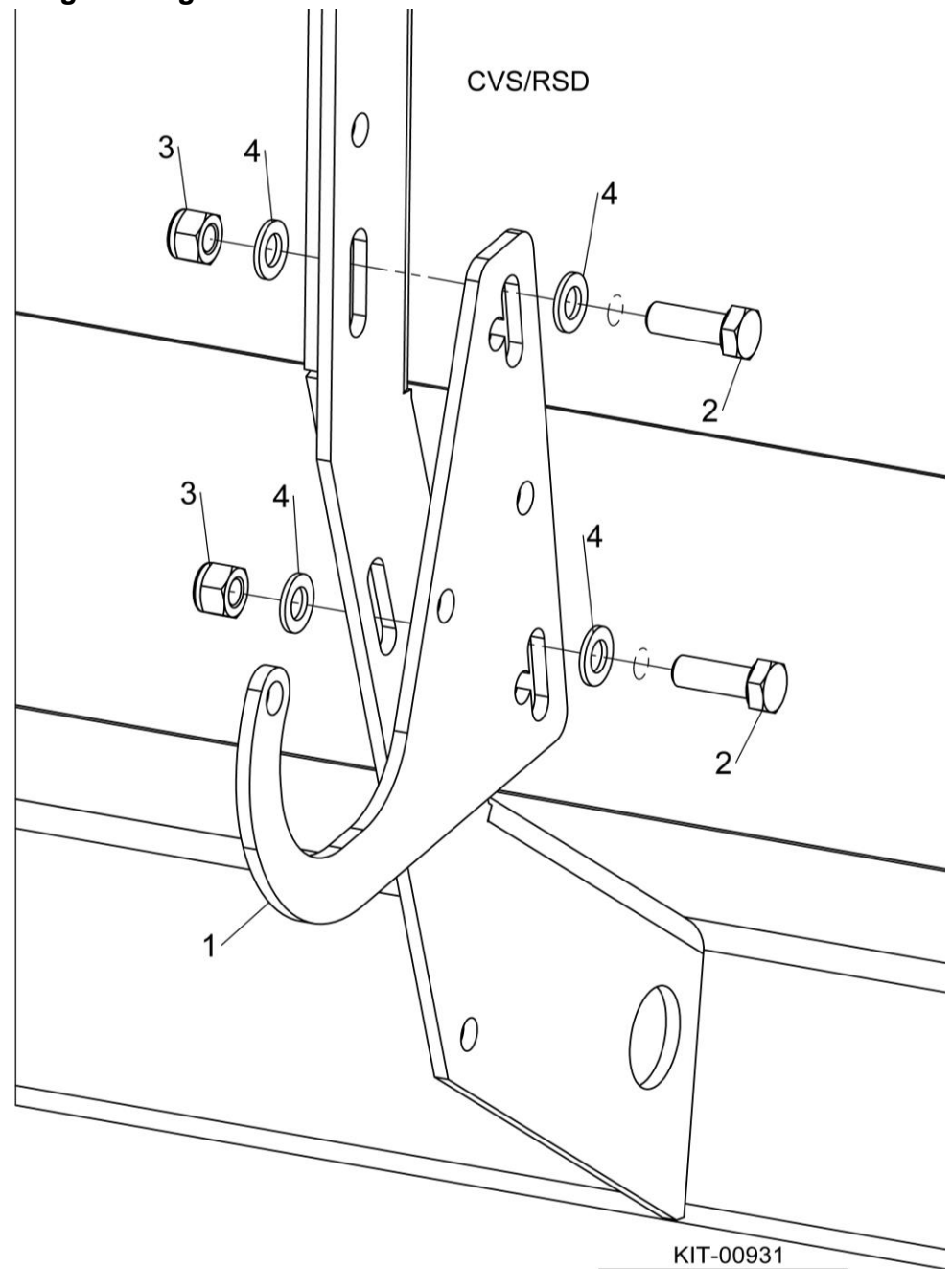
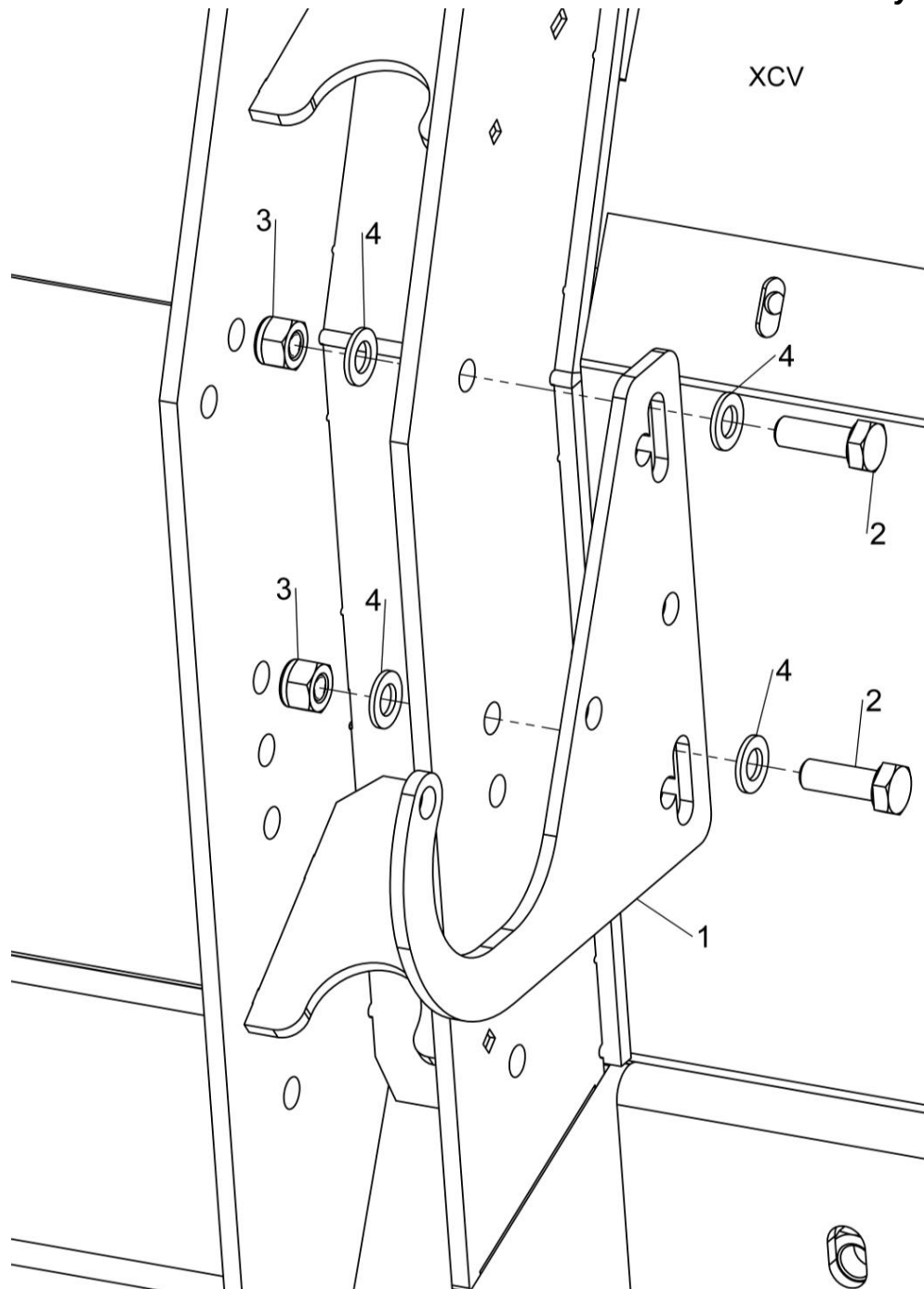


KIT-00530



***Shelbourne Reynolds Engineering Limited***

ASSY NUMBER: KIT-00931				ASSY DESCRIPTION: PTO SUPPORT KIT			
ITEM	PART NO	DESCRIPTION	QTY	ITEM	PART NO	DESCRIPTION	QTY
1	191945 01	PTO SUPPORT	1				
2	HSS-0241	SETSCREW	2				
3	NUT-0269	NYLOC NUT	2				
4	WSH-0018	PLAIN WASHER	4				

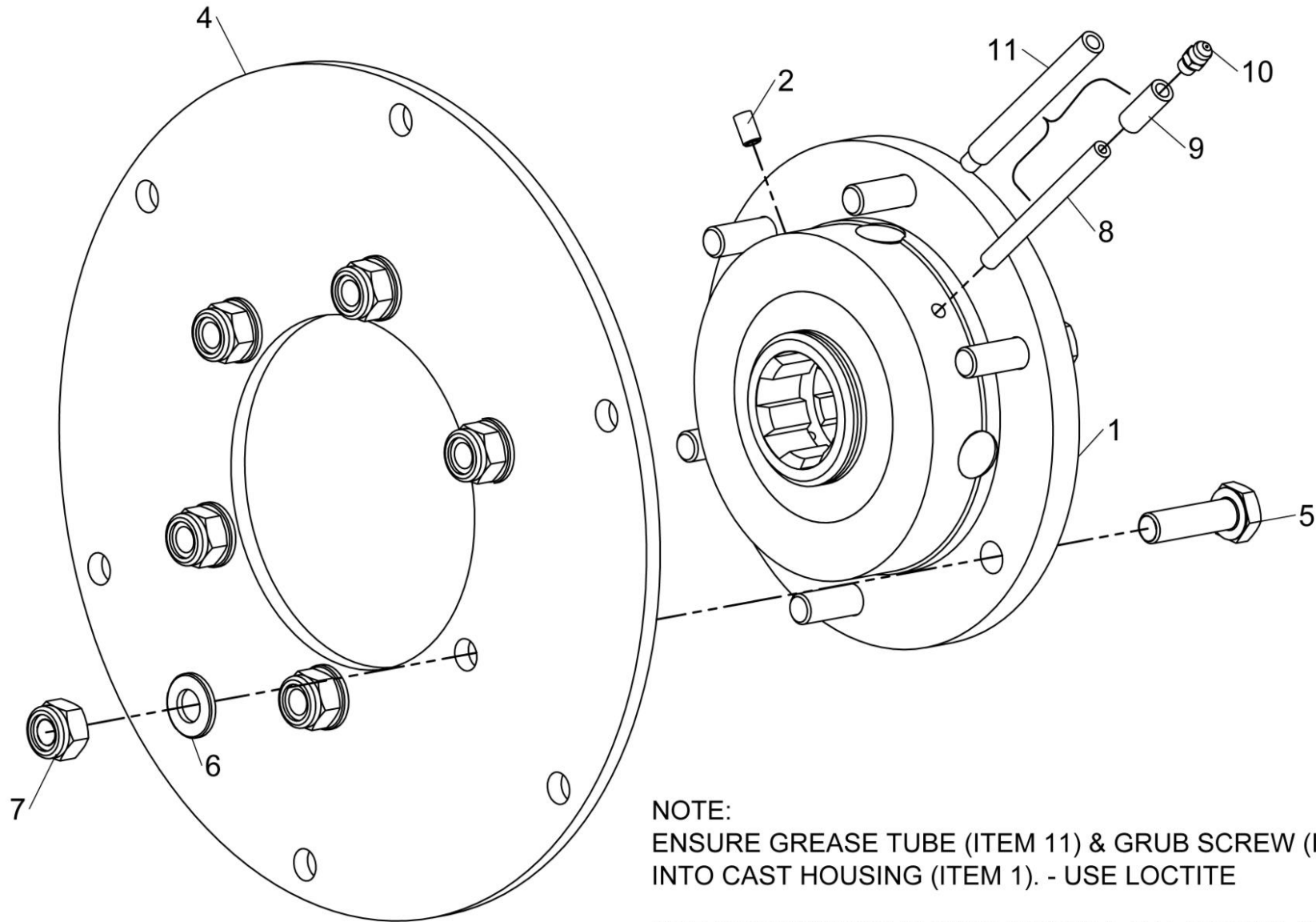


KIT-00931



## Shelbourne Reynolds Engineering Limited

ASSY NUMBER: KIT-00976				ASSY DESCRIPTION: BALL JOINT CTR COUPLING			
ITEM	PART NO	DESCRIPTION	QTY	ITEM	PART NO	DESCRIPTION	QTY
1	193114 01	SPLINED BALL ASSY	1				
OR	193114P	SPARE SPLINED BALL ASSY (ALTERNATIVE TO 193114 01)					
2	SCW-4530	GRUBSCREW	1				
3							
4	193106 01	DRIVE RING PLATE	1				
5	HSS-0198	SETSCREW	6				
6	WSH-0015	PLAIN WASHER	6				
7	NUT-0265	NYLOC NUT	6				
8	193077 01	GREASE PIPE (UPTO 2022)	1				
9	193078 01	GREASE PIPE SLEEVE (UPTO 2022)	1				
10	NIP-00600	GREASE NIPPLE	1				
11	292226 01	GREASE PIPE (2022 & ON)	1				
		SUPPLY IN PLACE OF ITEMS 8 & 9					



**NOTE:**

ENSURE GREASE TUBE (ITEM 11) & GRUB SCREW (ITEM 2) ARE ASSEMBLED INTO CAST HOUSING (ITEM 1). - USE LOCTITE

THE ORIENTATION SHOWN IS FOR A R.H. ROTOR, SWAP ITEMS 2 & 11 FOR A LH ROTOR

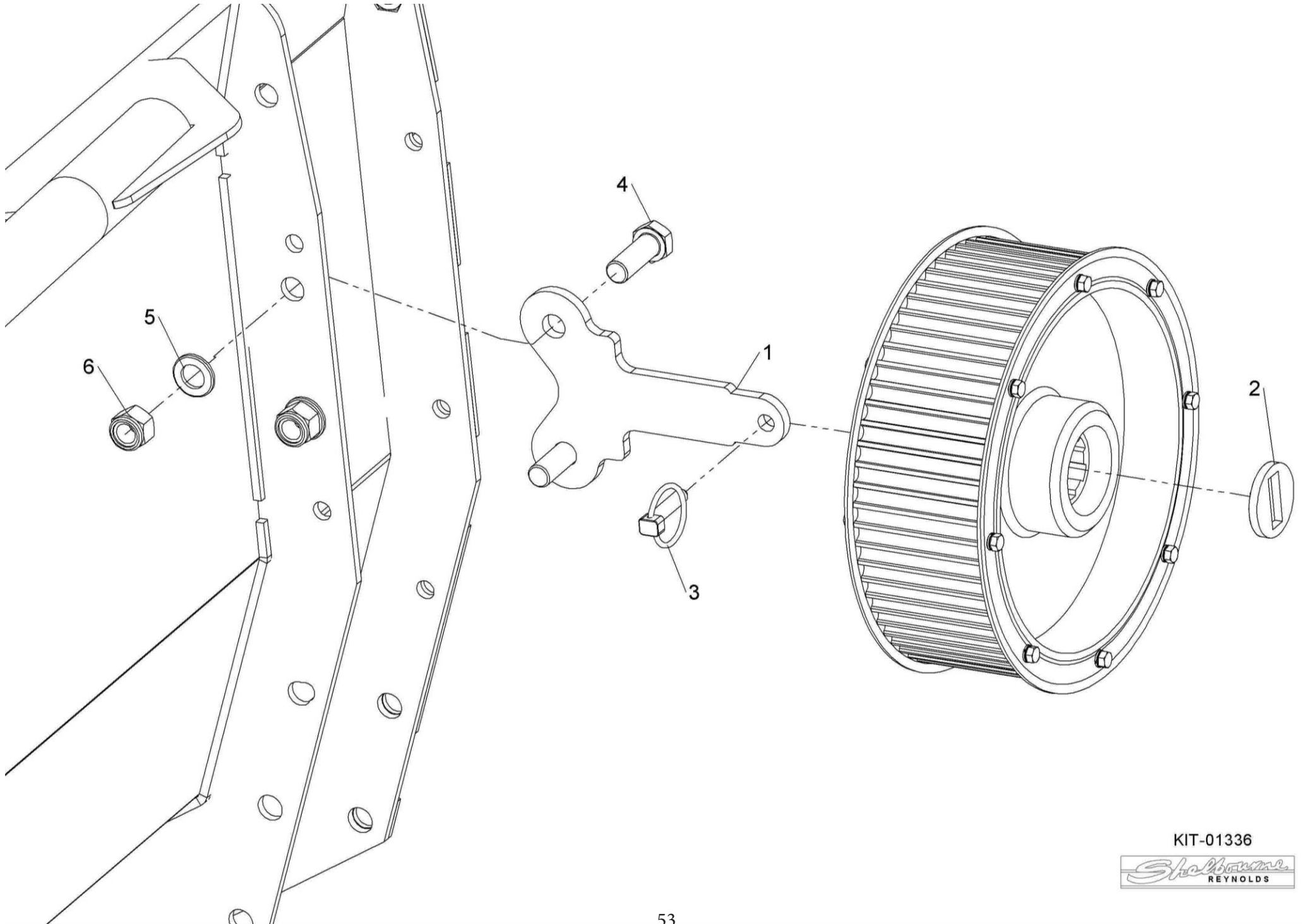
KIT-00976





## Shelbourne Reynolds Engineering Limited

ASSY NUMBER: KIT-01336				ASSY DESCRIPTION: SPARE PULLEY MOUNTING			
ITEM	PART NO	DESCRIPTION	QTY	ITEM	PART NO	DESCRIPTION	QTY
1	290487 01	PULLEY HOLDER (2018 & ON)	1				
OR	197210 01	PULLEY MTG BRACKET (UPTO 2018)	1				
2	291035 01	WASHER (2022 & ON)	1				
OR	197212 01	WASHER (UPTO 2022)	1				
3	PIN-01950	LYNCH PIN	1				
4	HSS-0317	SET SCREW (2018 & ON)	2				
OR	HSS-0317	SET SCREW (UPTO 2018)	4				
5	WSH-0024	PLAIN WASHER (2018 & ON)	2				
OR	WSH-0024	PLAIN WASHER (UPTO 2018)	4				
6	NUT-0271	NYLOC NUT (2018 & ON)	2				
OR	NUT-0271	NYLOC NUT (UPTO 2018)	4				

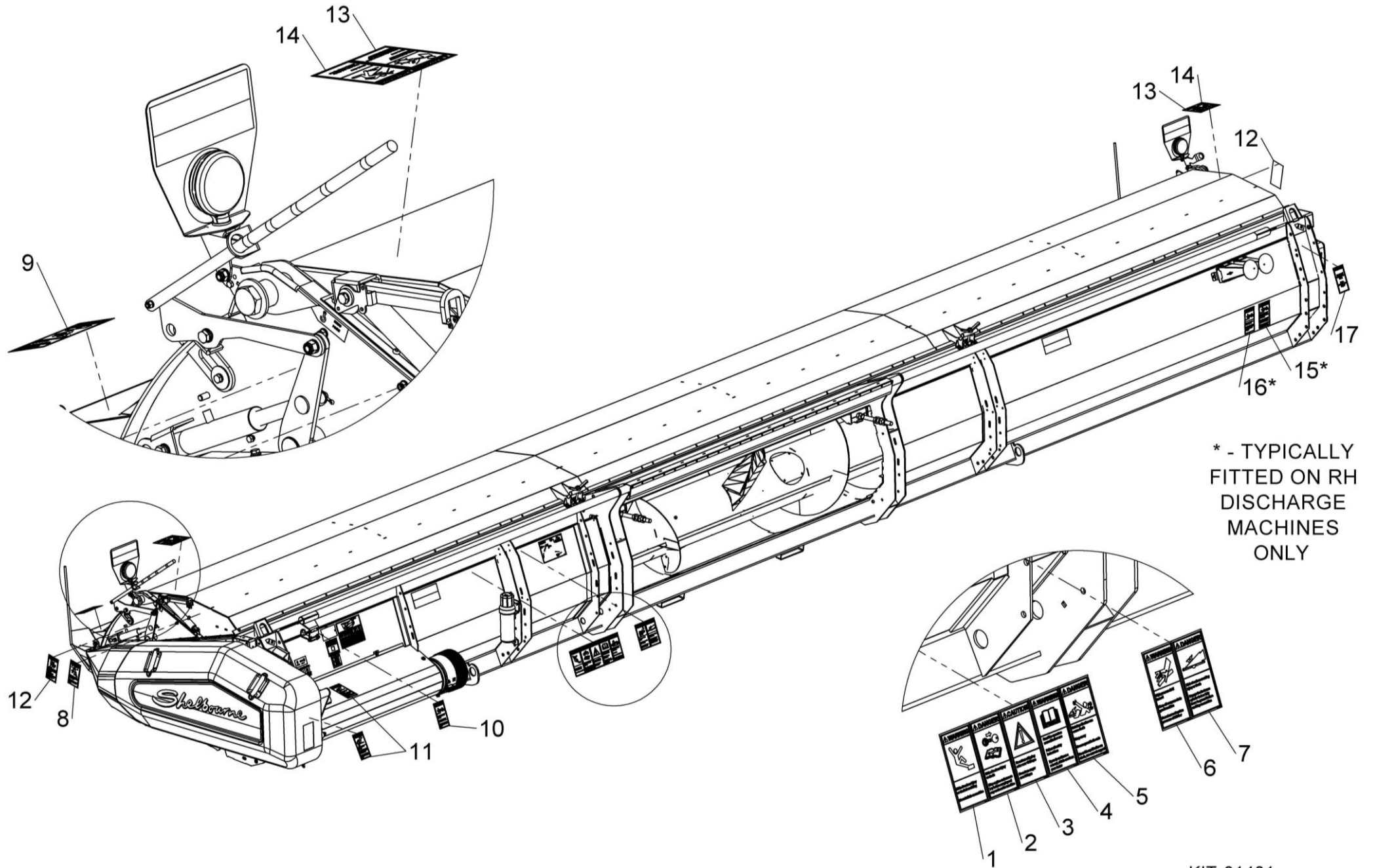


KIT-01336



## Shelbourne Reynolds Engineering Limited

ASSY NUMBER: KIT-01401				ASSY DESCRIPTION: SAFETY DECAL KIT NORTH AMERICA			
ITEM	PART NO	DESCRIPTION	QTY	ITEM	PART NO	DESCRIPTION	QTY
1	198835 01	EMBLEM - DO NOT CLIMB	1				
2	198840 01	EMBLEM - STOP ENGINE	1				
3	198838 01	EMBLEM - SPEED RESTRICTION	1				
4	199011 01	EMBLEM - READ OPS MANUAL	1				
5	198842 01	EMBLEM - ROTATING DRIVE LINE	1				
6	198832 01	EMBLEM - HIGH PRESSURE FLUID	1				
7	198844 01	EMBLEM - RISK OF CRUSHING	1				
8	198843 01	EMBLEM - HOOD LOCK	1				
9	198836 01	EMBLEM - CROP DEFLECTOR LOCK	1				
10	198839 01	EMBLEM - AUGER	1				
11	198837 01	EMBLEM - MOVING PARTS UNDER	2				
12	198833 01	EMBLEM - CROP DEFLECTOR HAND	2				
13	198841 01	EMBLEM - ROTOR KEEP AWAY	2				
14	198834 01	EMBLEM - STAND CLEAR ROTOR	2				
15	291880 01	EMBLEM - AUGER UNDER COVER	1				
16	291881 01	EMBLEM - AUGER NO COVER	1				
17	291968 01	EMBLEM - P65	1				



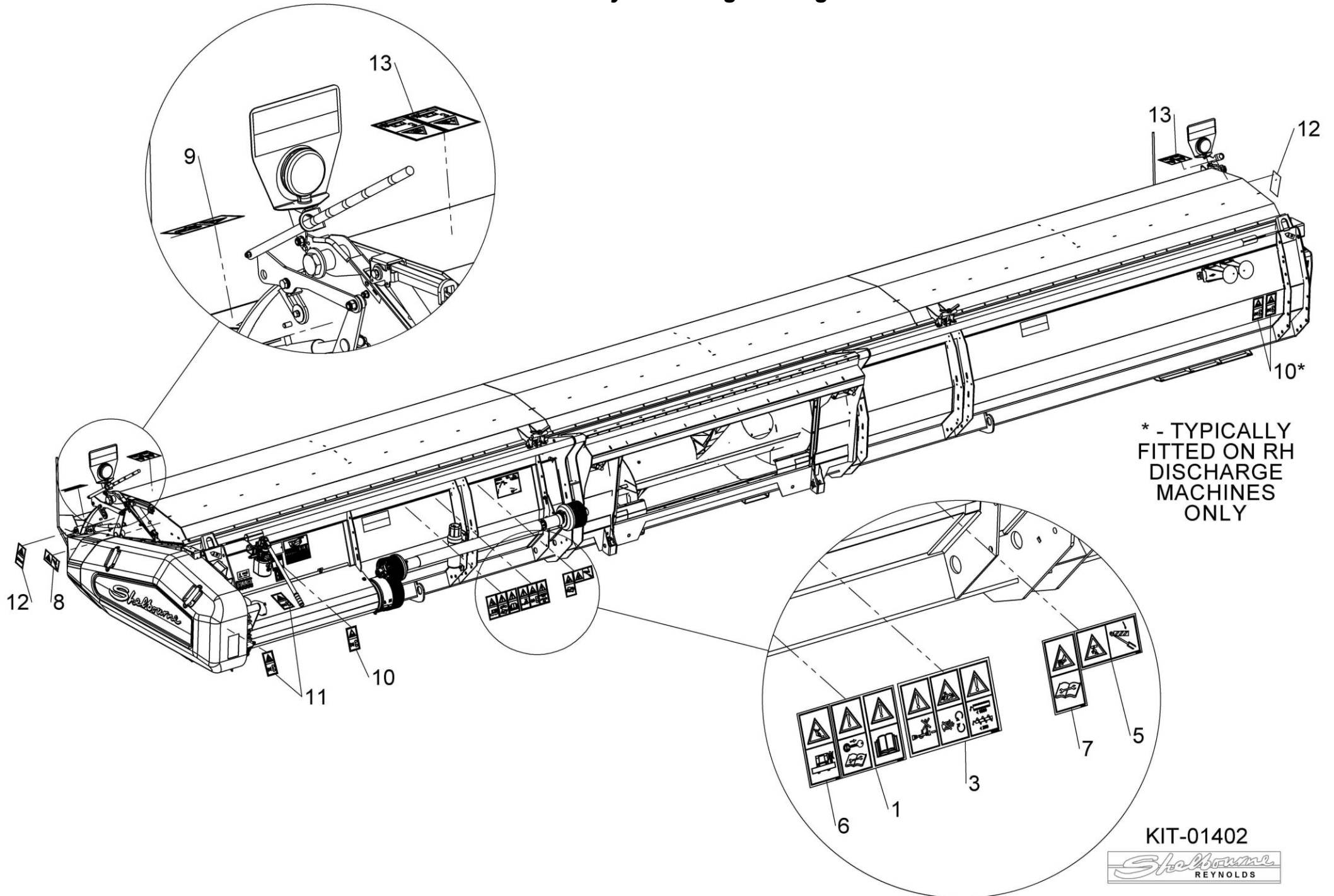
KIT-01401



## Shelbourne Reynolds Engineering Limited

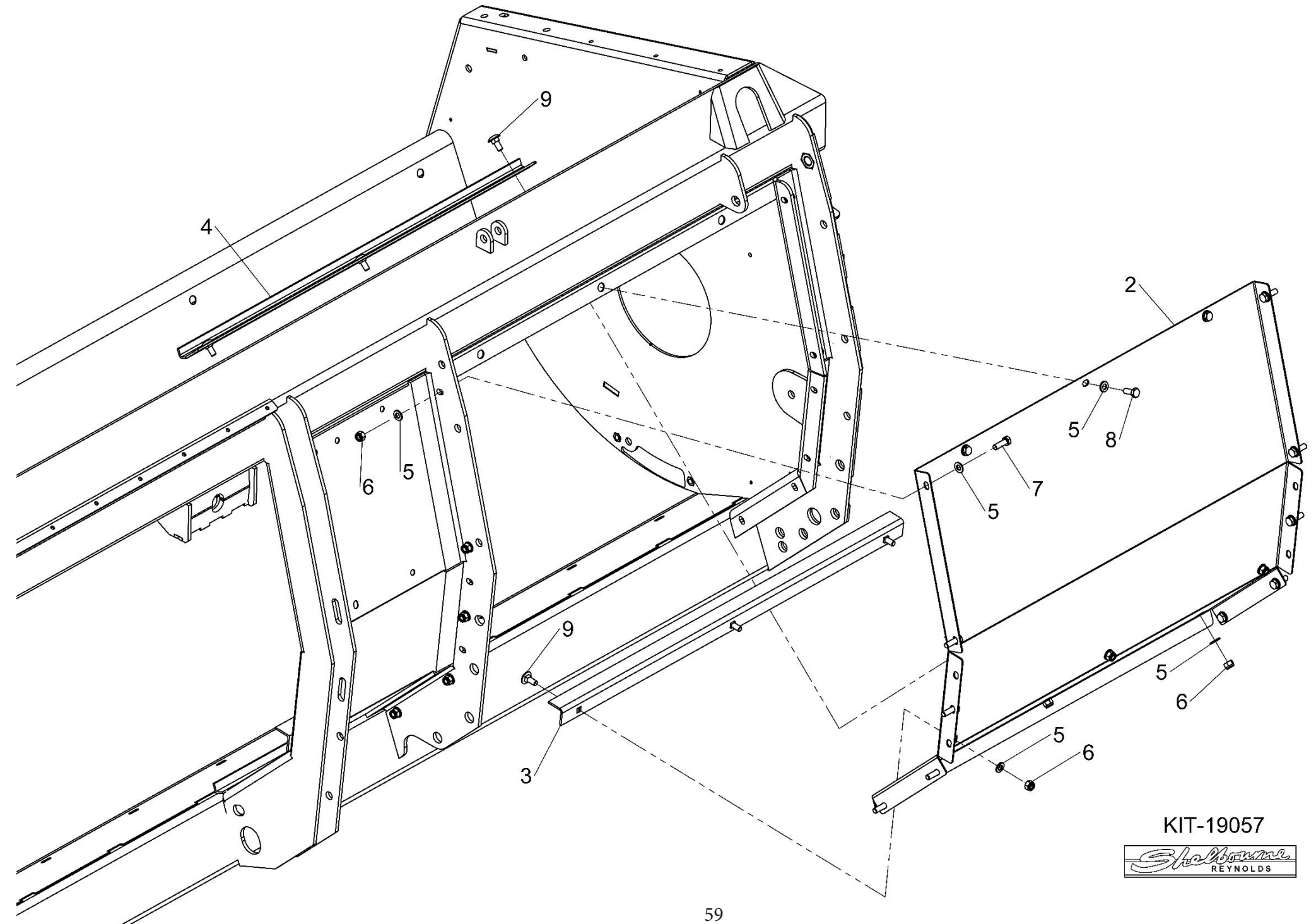
ASSY NUMBER: KIT-01402				ASSY DESCRIPTION: SAFETY DECAL KIT ISO			
ITEM	PART NO	DESCRIPTION	QTY	ITEM	PART NO	DESCRIPTION	QTY
1	TNF-0011	EMBLEM - SAFETY MAINTENANCE	1				
2		OPERATORS MANUAL					
3	TNF-0012	EMBLEM - PTO GUARDS	1				
4		ROTOR/AUGER SPEED					
		PTO CHAIN					
5	210435 01	EMBLEM - FEEDER HOUSE LOCK	1				
6	198847 01	EMBLEM - CLIMBING	1				
7	198846 01	EMBLEM - HIGH PRESSURE OIL	1				
8	210435 01	EMBLEM - HOOD LOCK	1				
9	198845 01	EMBLEM - CROP DEFLECTOR LOCK	1				
10	193393 01	EMBLEM - AUGER	3				
11	193392 01	EMBLEM - MOVING PARTS UNDER	2				
12	800215 01	EMBLEM - CROP DEFLECTOR HAND	2				
13	TNF-0010	EMBLEM - FLYING OBJECTS	2				
14		ROTOR ENTANGLEMENT					





## Shelbourne Reynolds Engineering Limited

ASSY NUMBER: KIT-19057				ASSY DESCRIPTION: RH REAR OPENING BLANKING SCRAPER KIT			
ITEM	PART NO	DESCRIPTION	QTY	ITEM	PART NO	DESCRIPTION	QTY
1							
2	291732 01	REAR RH SHEET	1				
OR	292152 01	NARROW REAR RH SHEET (FOR CVS16213678,3679,3682 & 3683 ONLY WITH 755mm OPENING)	1				
3	291737 01	TOP SCRAPER ANGLE	1				
4	291726 01	REAR RH SHEET BRACE	1				
5	WSH-0012	PLAIN WASHER	31				
6	NUT-0263	NYLOC NUT	17				
7	HSS-0145	BOLT	11				
8	HSS-0140	BOLT	3				
9	BLT-4710	COACH BOLT	6				



KIT-19057

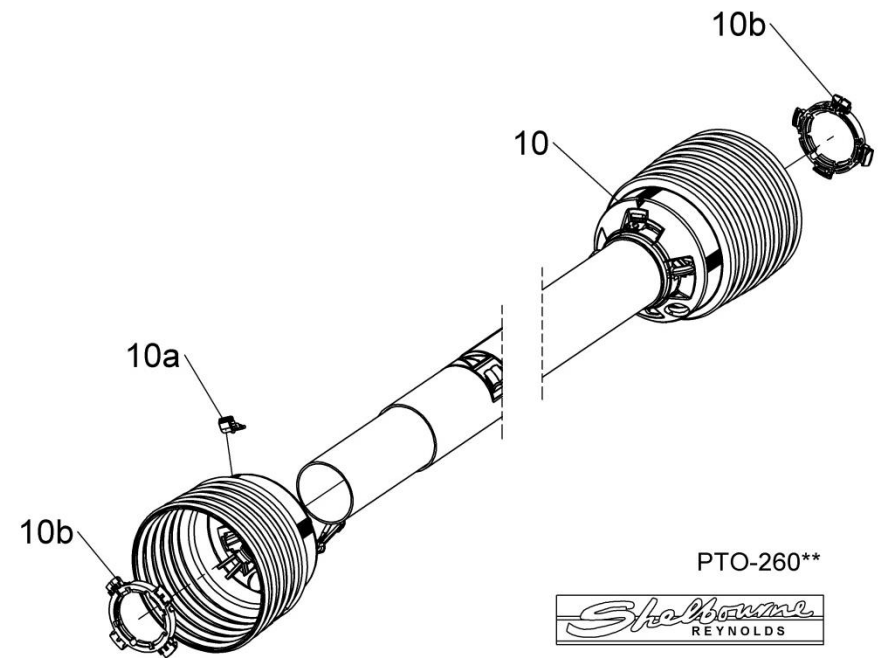
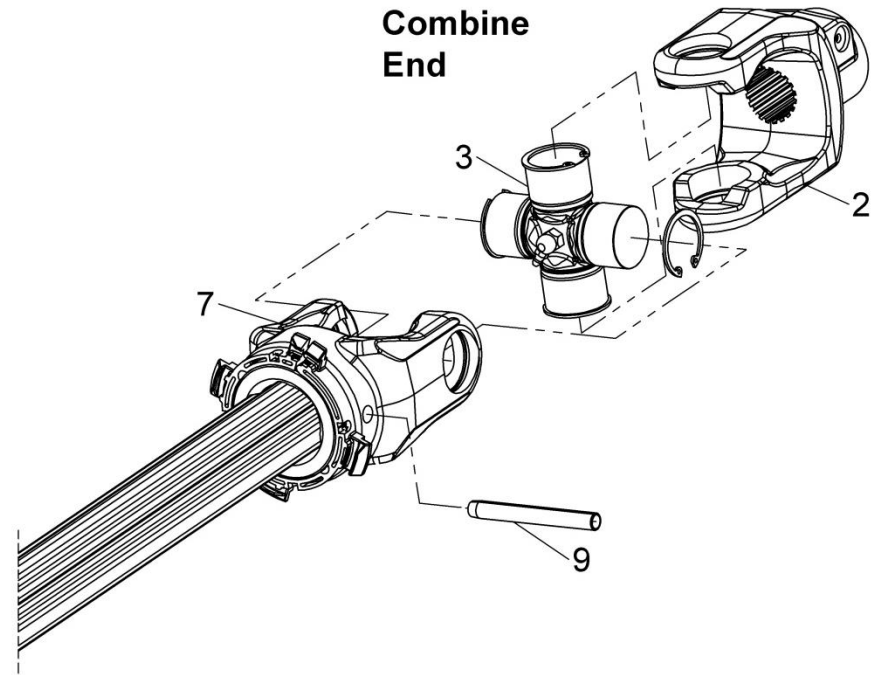
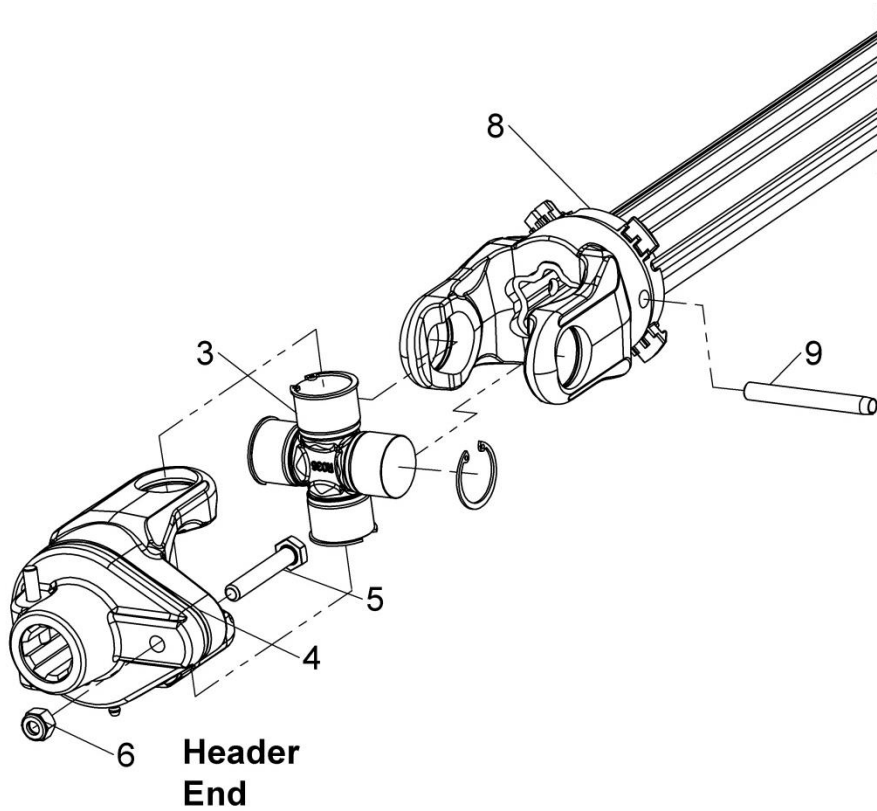
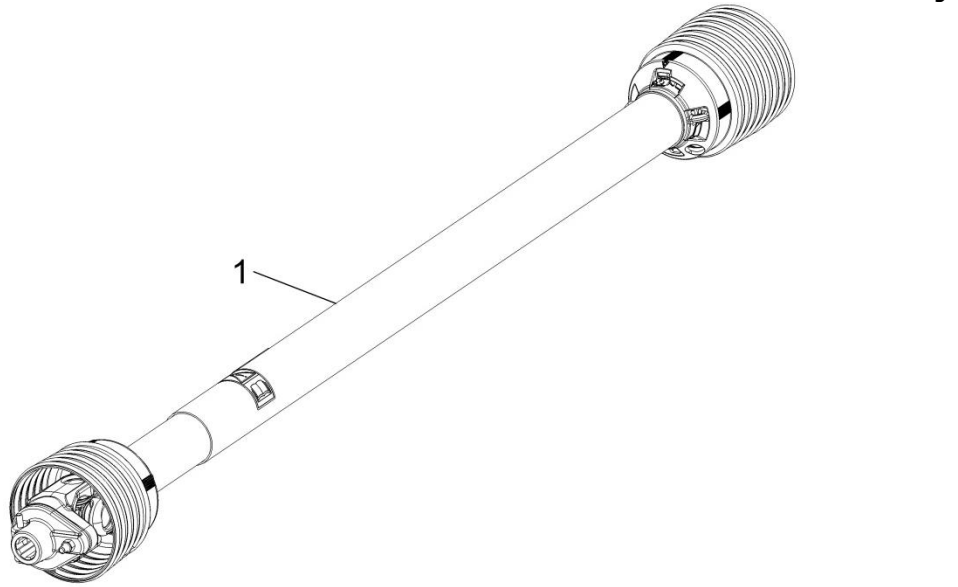


## Shelbourne Reynolds Engineering Limited

ASSY NUMBER: PTO-260**				ASSY DESCRIPTION: STRIPPER PTO & PARTS			
ITEM	PART NO	DESCRIPTION	QTY	ITEM	PART NO	DESCRIPTION	QTY
1	PTO-26003WE	PTO SHAFT 1 $\frac{3}{8}$ " 21 SPLINE (WEAS)					
OR	PTO-26003	PTO SHAFT 1 $\frac{3}{8}$ " 21 SPLINE (WALT)					
OR	PTO-26004WE	PTO SHAFT 1 $\frac{3}{8}$ " 6 SPLINE (WEAS)					
OR	PTO-26004	PTO SHAFT 1 $\frac{3}{8}$ " 6 SPLINE (WALT)					
OR	PTO-26002WE	PTO SHAFT 1 $\frac{1}{8}$ " HEX SPL (WEAS)					
OR	PTO-26002	PTO SHAFT 1 $\frac{1}{8}$ " HEX SPL (WALT)					
2	PTO-00082WE	COMBINE END YOKE 1 $\frac{3}{8}$ " 21 SPLINE					
2a	PTO-00605	YOKE REPAIR KIT					
OR	PTO-00080WE	COMBINE END YOKE 1 $\frac{3}{8}$ " 6 SPLINE					
2a	PTO-00605	YOKE REPAIR KIT					
OR	PTO-00070WE	COMBINE END YOKE 1 $\frac{1}{8}$ " HEX SPL					
2a	PTO-00605	YOKE REPAIR KIT (NOT COLLAR)					
OR	PTO-00166	COMBINE END YOKE 8 SPL PUSHPIN					
OR	PTO-00166WA	COMBINE END YOKE 8 SPL COLLAR					
OR	PTO-00174	COMBINE END YOKE 1 $\frac{3}{4}$ " 20 SPLINE					
OR	PTO-00177	COMBINE END YOKE 1 $\frac{3}{4}$ " 6 SPLINE					
OR	PTO-00180	FORAGER END YOKE 1 $\frac{1}{2}$ " 23 SPLINE					
3	PTO-00083	CROSS JOINT BEARING KIT					
4	PTO-00119WE	SHEAR BOLT CLUTCH					
OR	PTO-00119	SHEAR BOLT CLUTCH					
5	BLTA10384	SHEAR BOLT					
6	NUT-0265	NYLOC NUT					
7	PTO-00089	INBOARD YOKE (COMBINE) (WALT)					
8	PTO-00090	INBOARD YOKE (HEADER) (WALT)					
9	PIN-1926	ROLL PIN (M10x90) (WALT)					
OR		ROLL PIN (M10x85) (WEAS)					
10	PTO-00093WE	GUARD ASSY C/W BEARINGS (WEAS)					
10a	PTO-00968	RED GUARD CLIPS (WEASLER)					
10b	PTO-00178	GUARD BRG & SCREW SET (WALT)					
OR	PTO-00601	GUARD BEARING SET (WEASLER)					
OR	PTO-00093	GUARD ASSY C/W BEARINGS (WALT)					

WEAS = WEASLER  
WALT = WALTERSCHEID





PTO-260\*\*

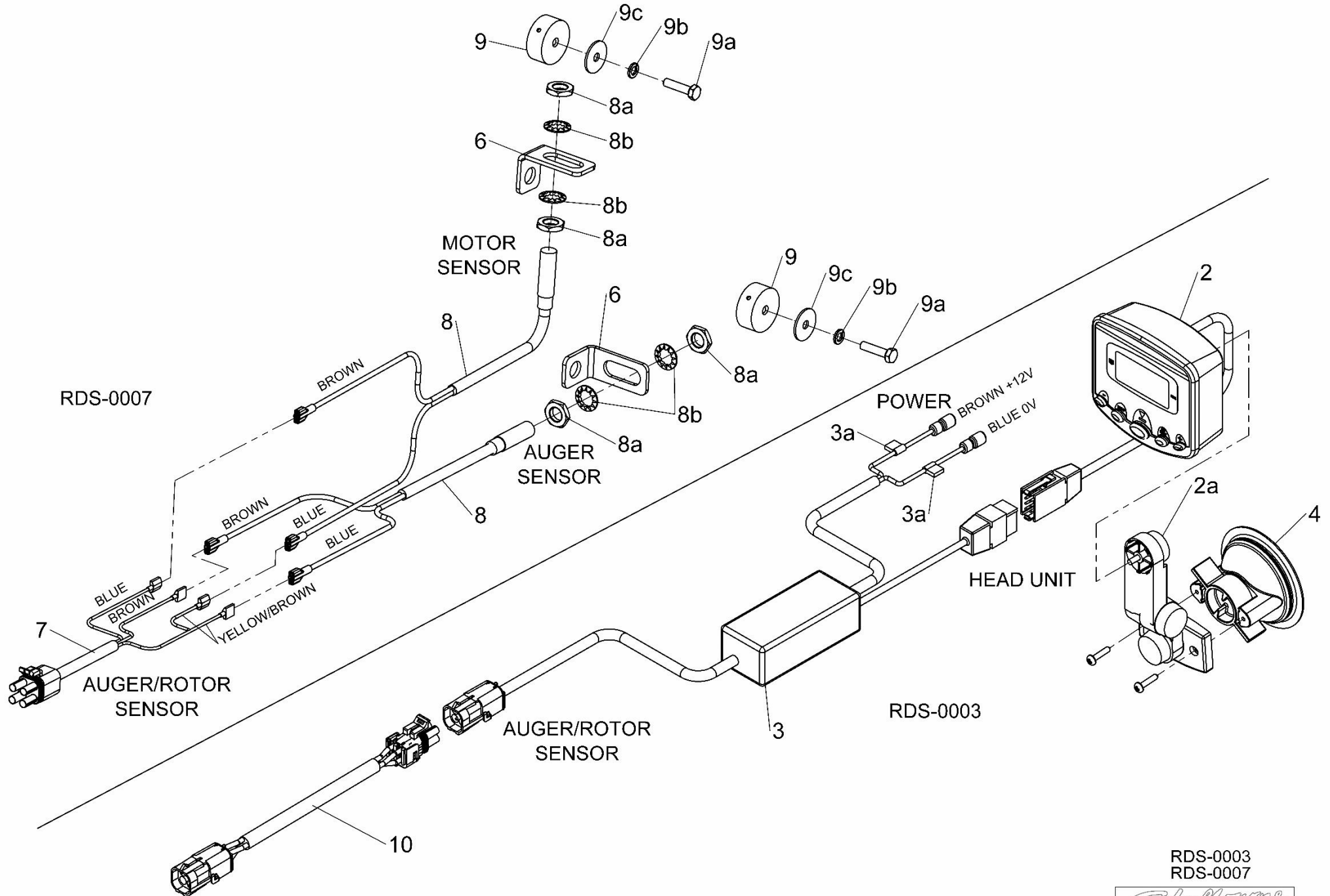




## Shelbourne Reynolds Engineering Limited

ASSY NUMBER: RDS-0003 & RDS-0007				ASSY DESCRIPTION: RDS EQUIPMENT STEPPED DRIVE			
ITEM	PART NO	DESCRIPTION	QTY	ITEM	PART NO	DESCRIPTION	QTY
1	RDS-0003	COMBINE TACHO HEAD KIT & LOOM STEP DRIVE, INC ITEMS 2 & 3	1				
2	RDS-0027	TACHO HEAD, INC ITEM 2a	1				
2a	RDS-0029	TACHO HEAD FIX.ARM KIT					
3	RDS-0030	COMBINE LEAD (RSD)	1				
3a	FUS-0022	FUSE (2 AMP BLADE)					
4	LCL-01249	RAM MOUNT SUCTION CUP	1				
5	RDS-0007	HEADER LOOM & SENSOR KIT (SD) INC ITEMS 6,7,8 & 9	1				
6	198323 01	SENSOR BRACKET (SLOTTED)	2				
7	RDS-0017	HEADER LEAD	1				
8	RDS-0018	SHAFT SENSOR, INC ITEMS 8a & 8b	2				
8a	RDS-0018A	PLAIN NUT					
8b	WSHA20121	SHAKEPROOF WASHER					
9	RDS-0020	MAGNET CARRIER	2				
9a	HSS-0088	SET SCREW					
9b	WSH-0056	SPRING WASHER					
9c	WSH-1036	PENNY WASHER					
10	291913 01	AUGER/ROTOR SENSOR LOOM EXTENSION (8m)	A/R				

# **Shelbourne Reynolds Engineering Limited**



RDS-0003  
RDS-0007



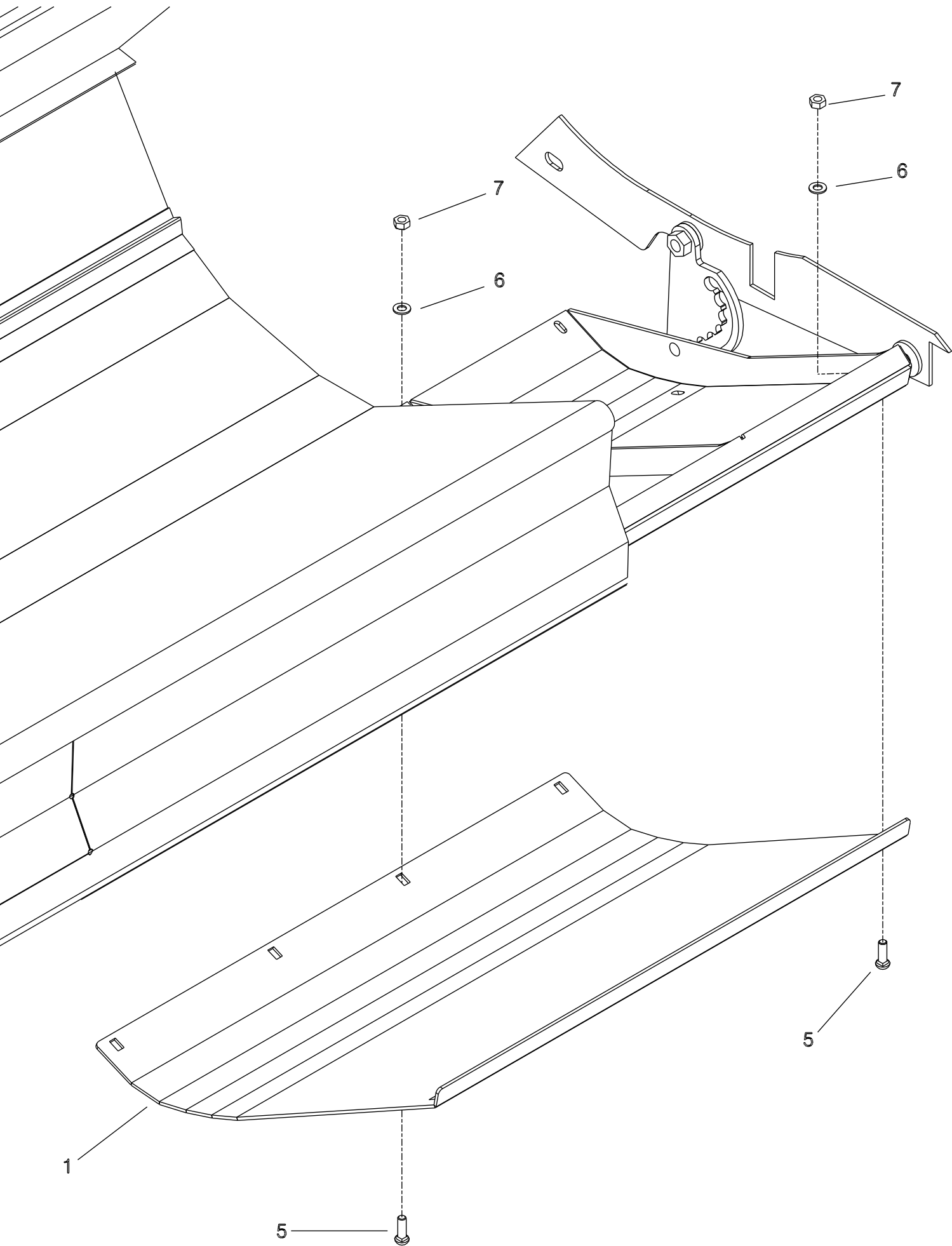


# Kit Options

***Shelbourne Reynolds Engineering Limited***

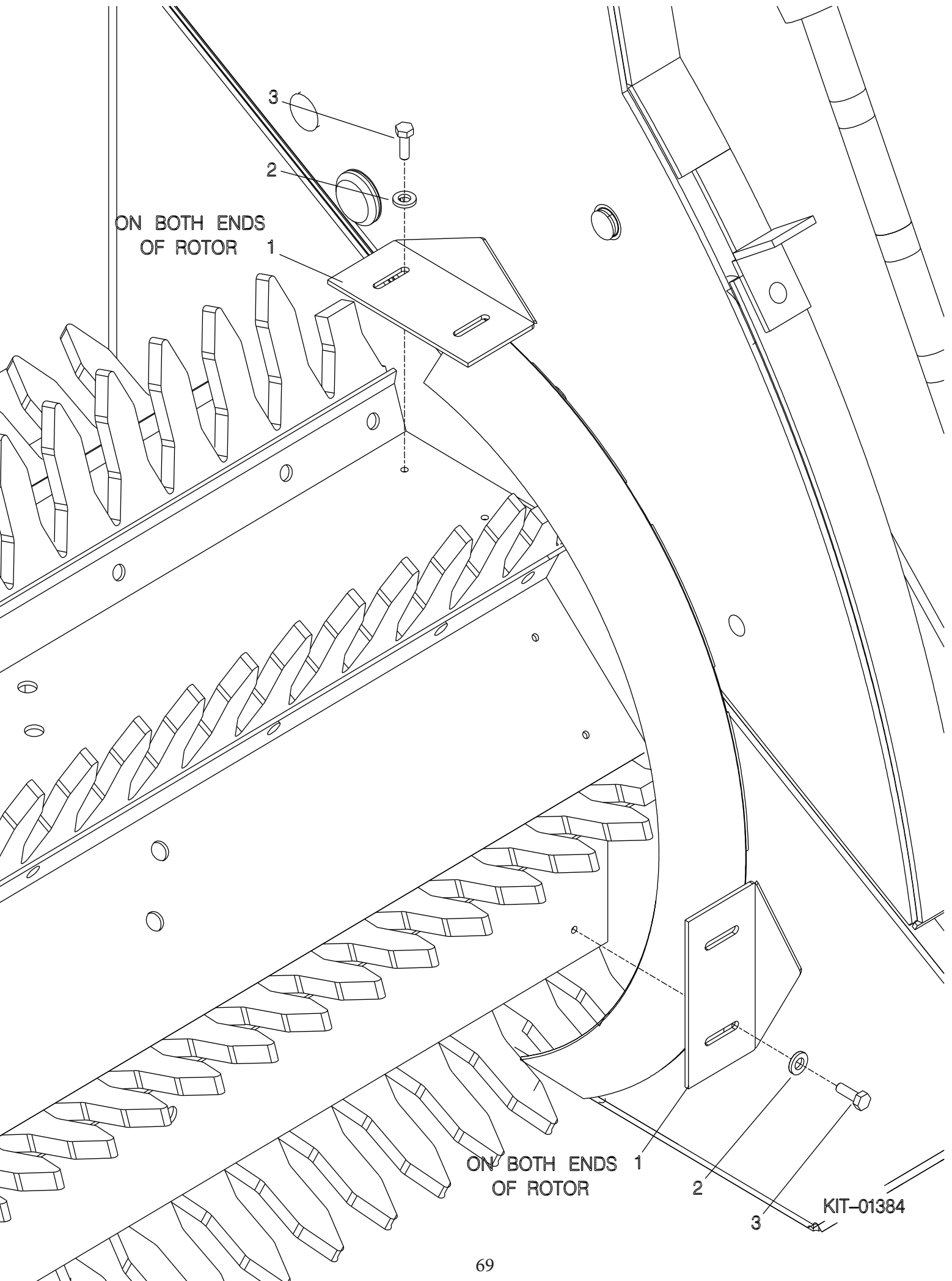
ASSY NUMBER: KIT-01340				ASSY DESCRIPTION: STEEL SKID COVER KIT			
ITEM	PART NO	DESCRIPTION	QTY	ITEM	PART NO	DESCRIPTION	QTY
1	197369 01	STEEL SKID COVER	2				
5	BLT-2700	COACHBOLT	16				
6	WSH-0012	PLAIN WASHER	16				
7	NUT-0263	NYLOC NUT	16				





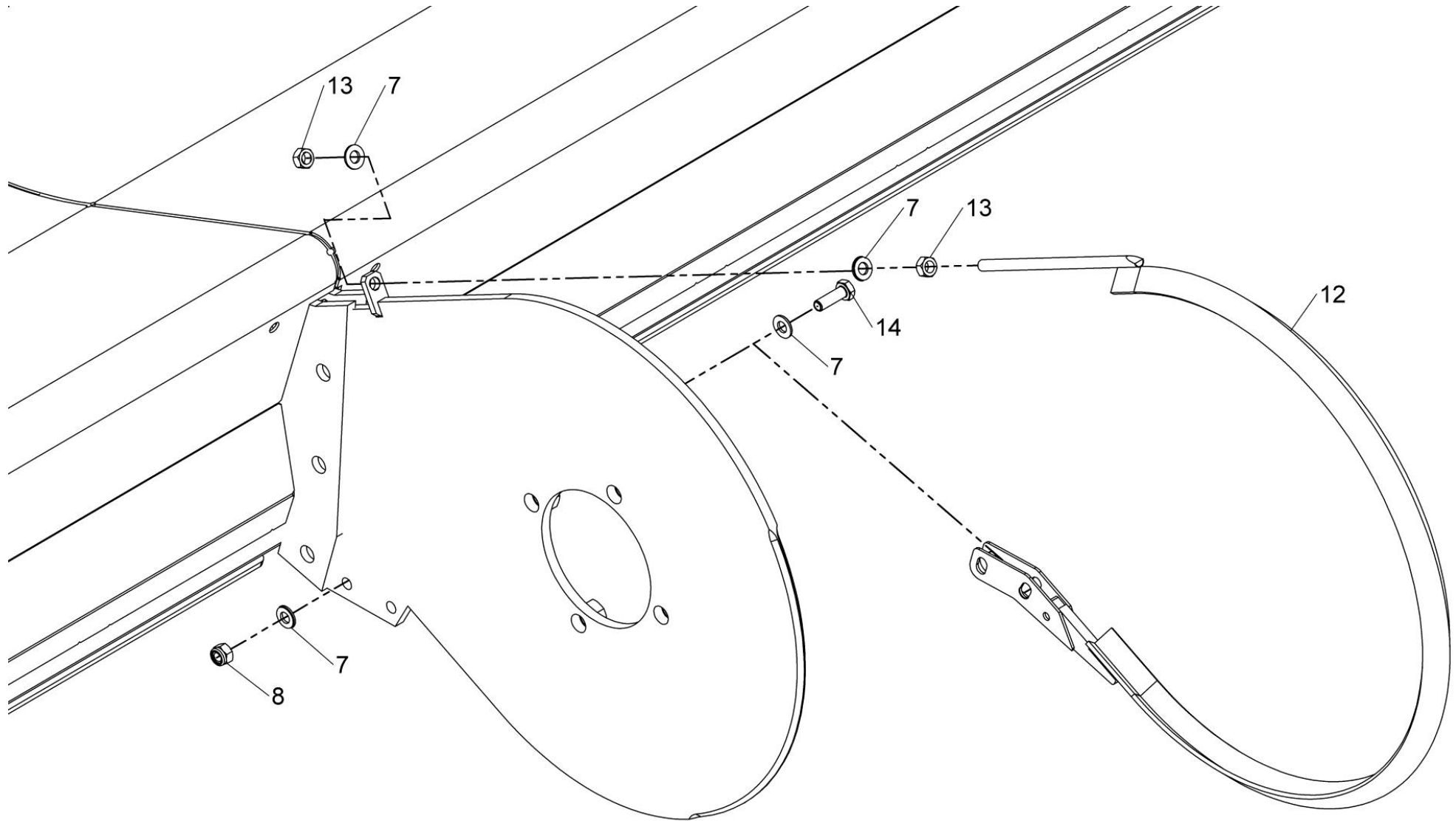
**Shelbourne Reynolds Engineering Limited**

ASSY NUMBER: KIT-01384				ASSY DESCRIPTION: ANTI-WRAP PLATE KIT			
ITEM	PART NO	DESCRIPTION	QTY	ITEM	PART NO	DESCRIPTION	QTY
1	192679 01	ANTI-WRAP PLATE	8				
2	WSH-1034	PENNY WASHER	16				
3	SCW-5180	SELF TAP SCREW	16				



## Shelbourne Reynolds Engineering Limited

ASSY NUMBER: KIT-01403				ASSY DESCRIPTION: VEE STRIP KIT			
ITEM	PART NO	DESCRIPTION	QTY	ITEM	PART NO	DESCRIPTION	QTY
1							
2							
3							
4							
5							
6							
7	WSH-0012	PLAIN WASHER	3				
8	NUT-0263	NYLOC NUT	1				
9							
10							
11							
12	192502 01	VEE STRIP ASSY	1				
13	NUT-0164	PLAIN NUT	2				
14	HSS-0145	SET SCREW	1				



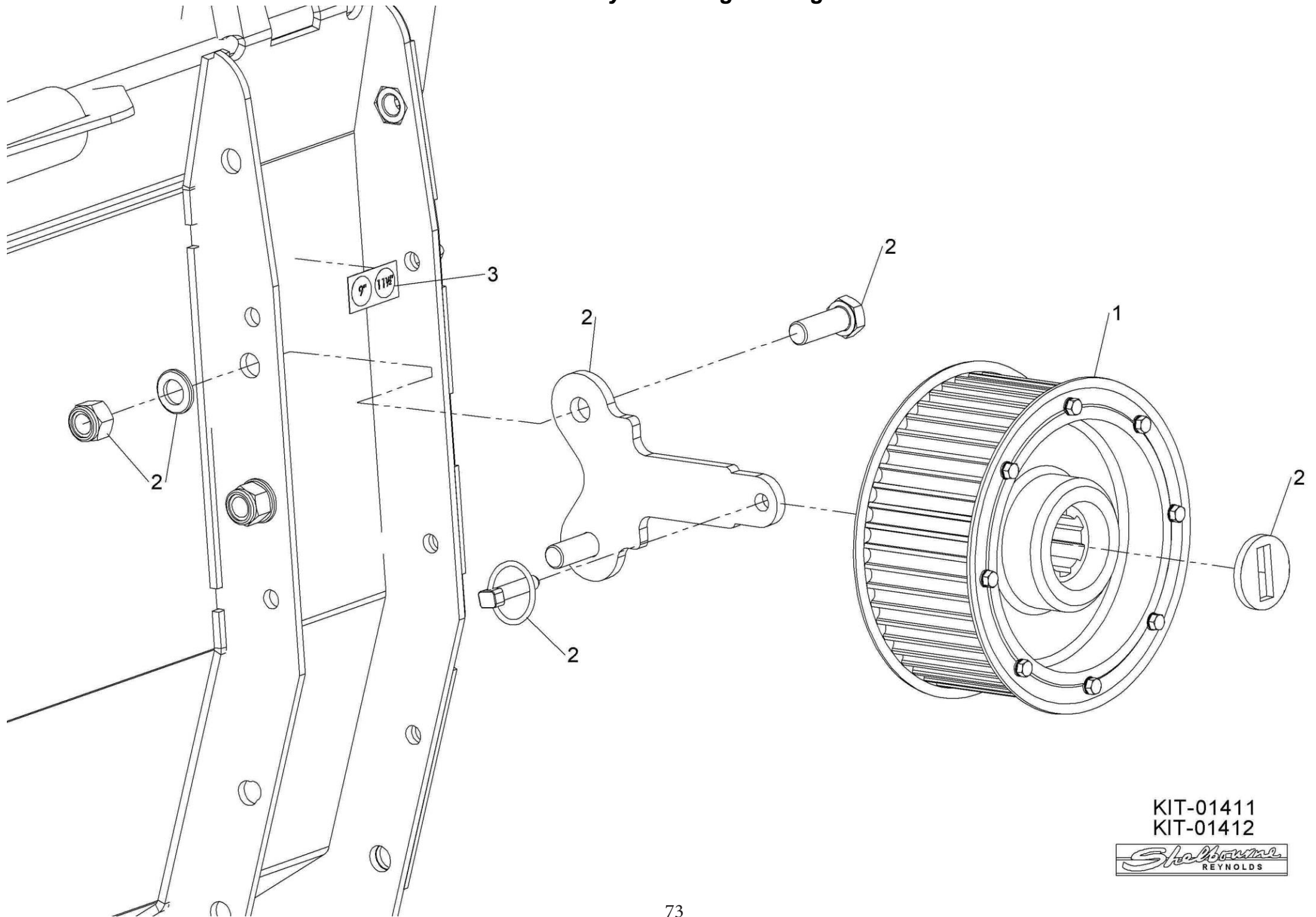
**KIT-01403**





**Shelbourne Reynolds Engineering Limited**

ASSY NUMBER: KIT-01411				ASSY DESCRIPTION: HTD 64 TOOTH PULLEY KIT			
ITEM	PART NO	DESCRIPTION	QTY	ITEM	PART NO	DESCRIPTION	QTY
1	199264 01	HTD PULLEY (64 TOOTH, 11 1/2") FOR SPARES SUPPLY 292539 01 & 2 x 292365 01	1				
2	KIT-01336	SPARE PULLEY MOUNTING KIT	1				
3	290180 01	PULLEY ID DECAL (USE 11 1/2")	1				

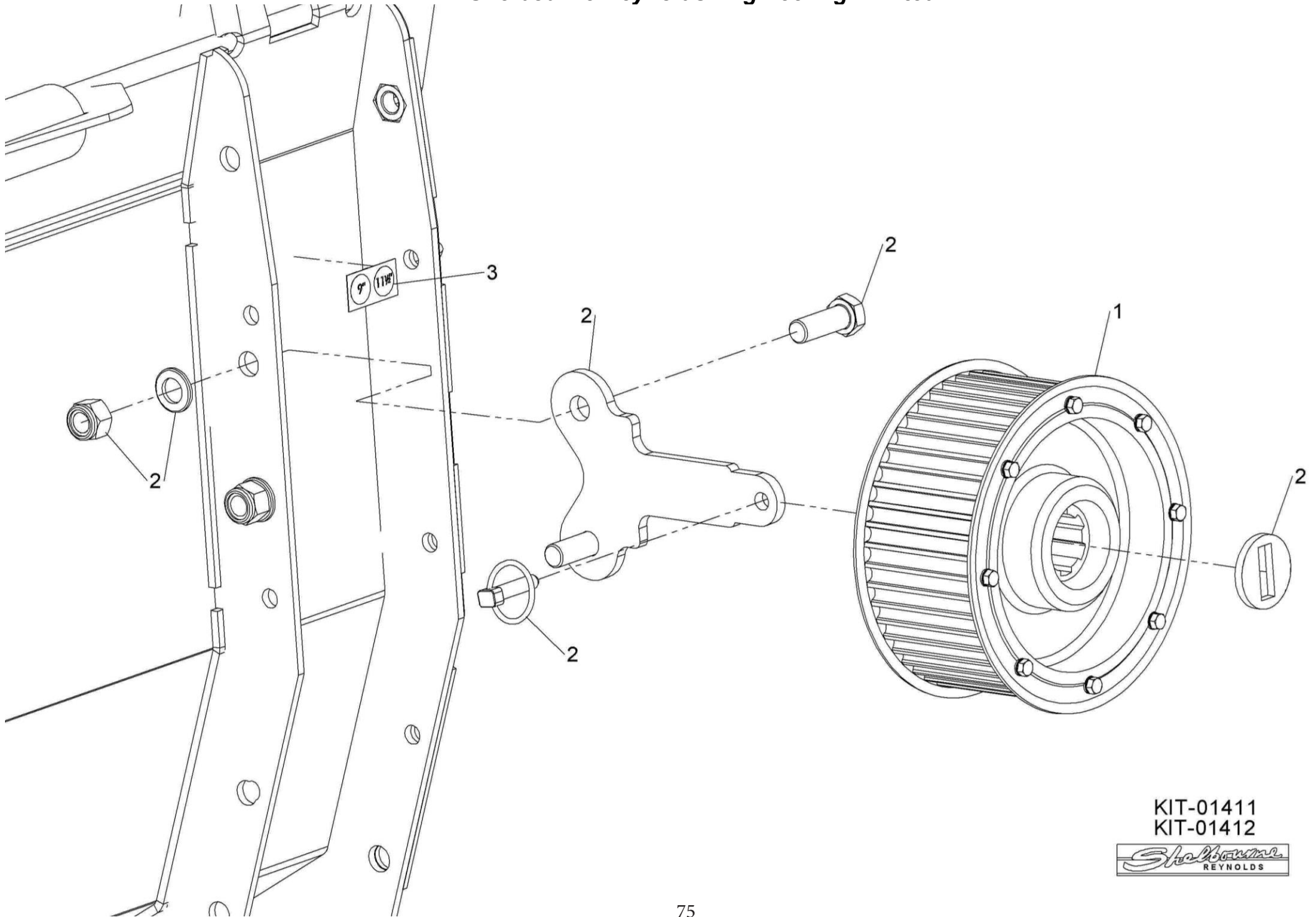


KIT-01411  
KIT-01412

*Shelbourne*  
REYNOLDS

***Shelbourne Reynolds Engineering Limited***

ASSY NUMBER: KIT-01412				ASSY DESCRIPTION: HTD 48 TOOTH PULLEY KIT			
ITEM	PART NO	DESCRIPTION	QTY	ITEM	PART NO	DESCRIPTION	QTY
1	290080 01	HTD PULLEY (48 TOOTH, 9") FOR SPARES SUPPLY 292537 01 & 2 x 292365 01	1				
2	KIT-01336	SPARE PULLEY MOUNTING KIT	1				
3	290180 01	PULLEY ID DECAL (USE 9")	1				



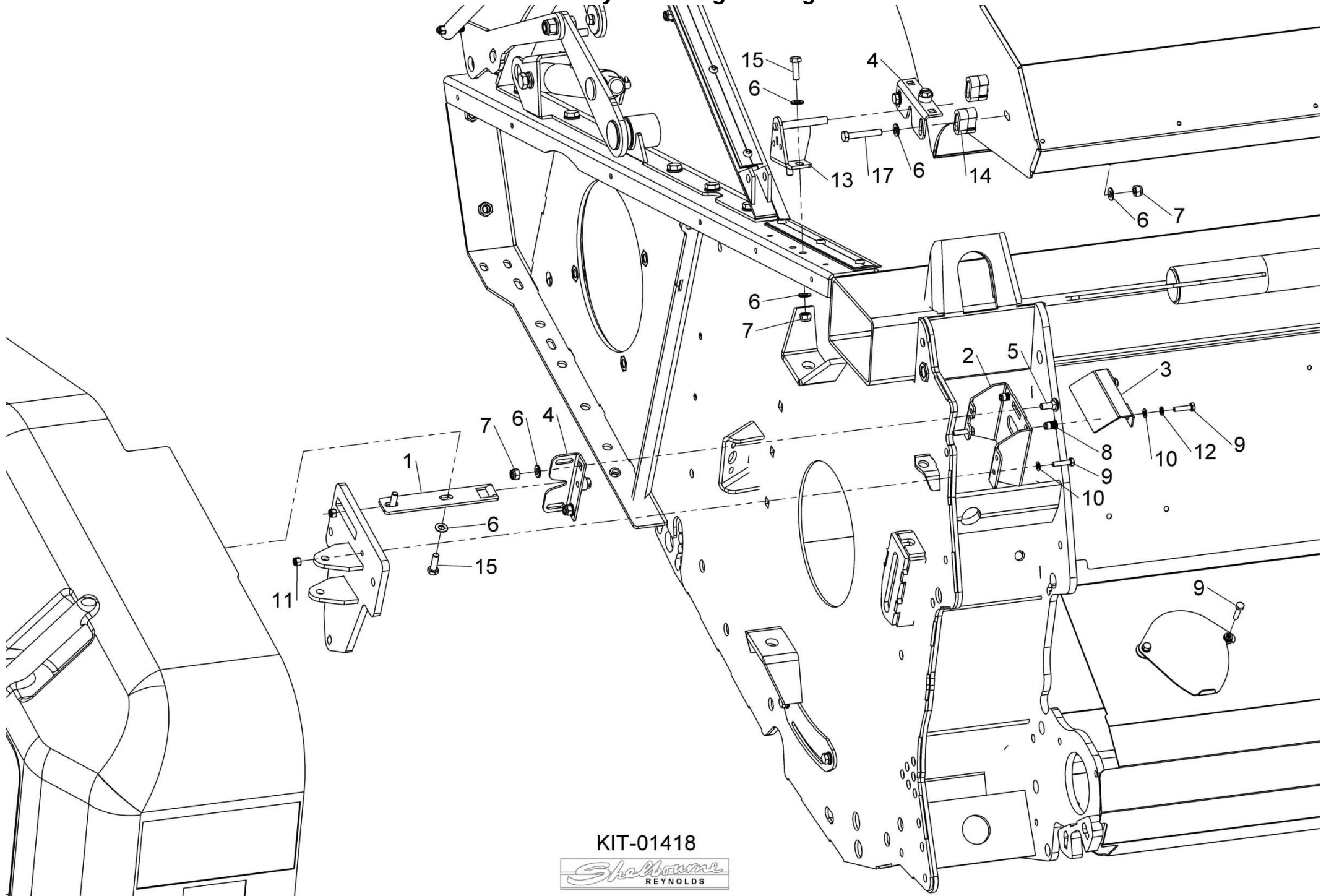
KIT-01411  
KIT-01412

*Shelbourne*  
REYNOLDS

## Shelbourne Reynolds Engineering Limited

ASSY NUMBER: KIT-01418				ASSY DESCRIPTION: CE AREA KIT (CVS/RSD)			
ITEM	PART NO	DESCRIPTION	QTY	ITEM	PART NO	DESCRIPTION	QTY
1	290647 01	SLAM LATCH CATCH	1				
2	290635 01	SLAM LATCH MOUNTING	1				
3	290636 01	COVER PLATE	1				
4	LTC-00040	SLAM LATCH	2			REMOVE REAR GUARD THUMB SCREW	
5	BLT-4710	COACH BOLT	2			AND REPLACE WITH ITEM 5	
6	WSH-0012	PLAIN WASHER	12				
7	NUT-0263	NYLOC NUT	6			REMOVE TOP GUARD LOCATING	
8	NUTA13060	NUTSERT	2			PLATE AND REPLACE WITH ITEM 1	
9	HSS-0088	SETSCREW	5				
10	WSH-0009	PLAIN WASHER	4			TRIM TOP CORNER FROM GUARD	
11	NUT-0260	NYLOC NUT	2			SLAM LATCH	
12	WSH-0056	SPRING WASHER	2				
13	290736 01	SLAM LATCH PIN	1				
14	290738 01	SLAM LATCH SPACER	2				
15	HSS-0145	SETSCREW	2				
16							
17	HSS-0157	SETSCREW	2				



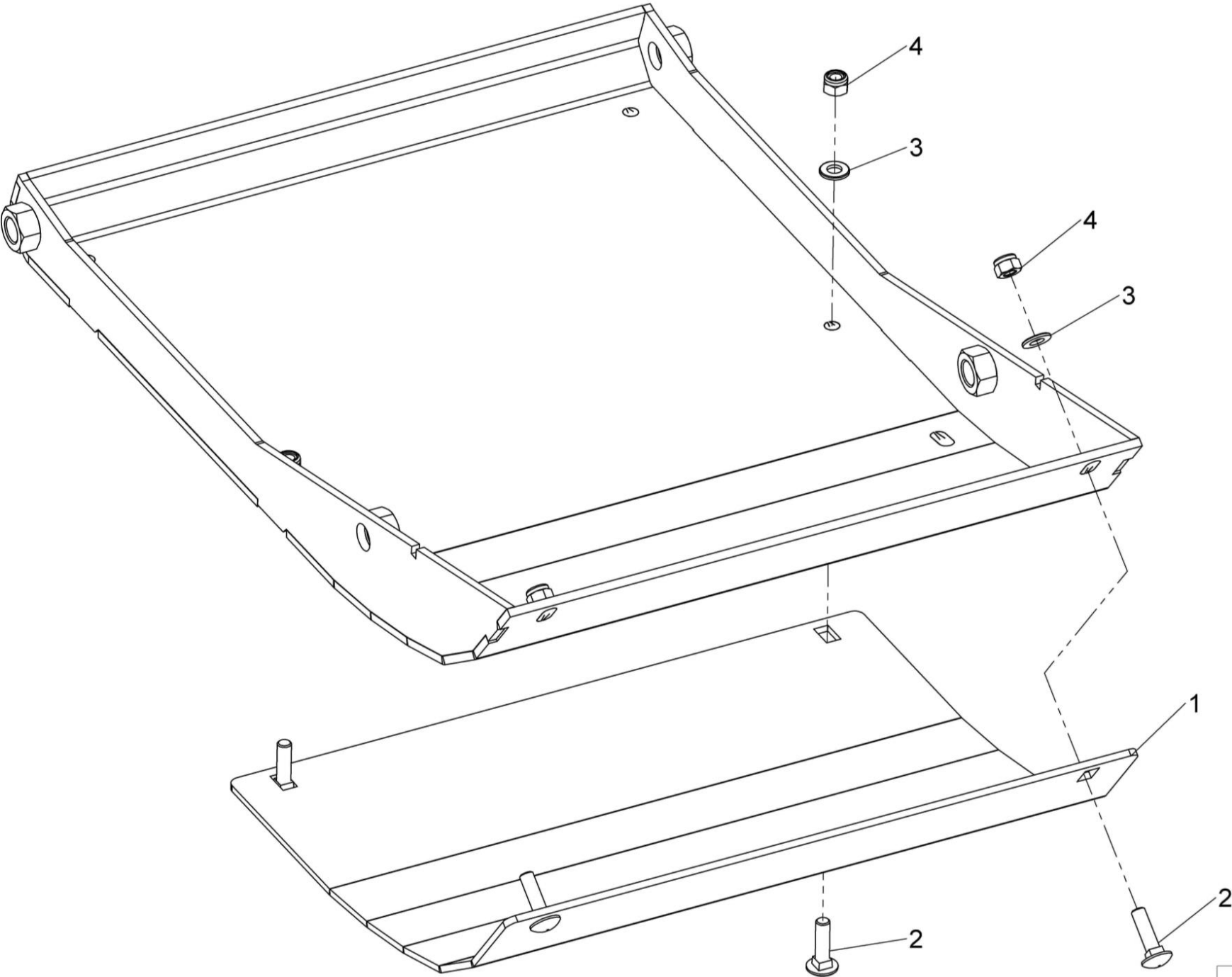


**KIT-01418**



***Shelbourne Reynolds Engineering Limited***

ASSY NUMBER: KIT-01444				ASSY DESCRIPTION: HARDOX NARROW SKID COVER KIT (2021 & ON)			
ITEM	PART NO	DESCRIPTION	QTY	ITEM	PART NO	DESCRIPTION	QTY
1	292165 01	NARROW HARDOX SKID COVER	2				
2	BLTF08173	COACH BOLT	8				
3	WSH-0012	PLAIN WASHER	8				
4	NUT-0263	NYLOC NUT	8				



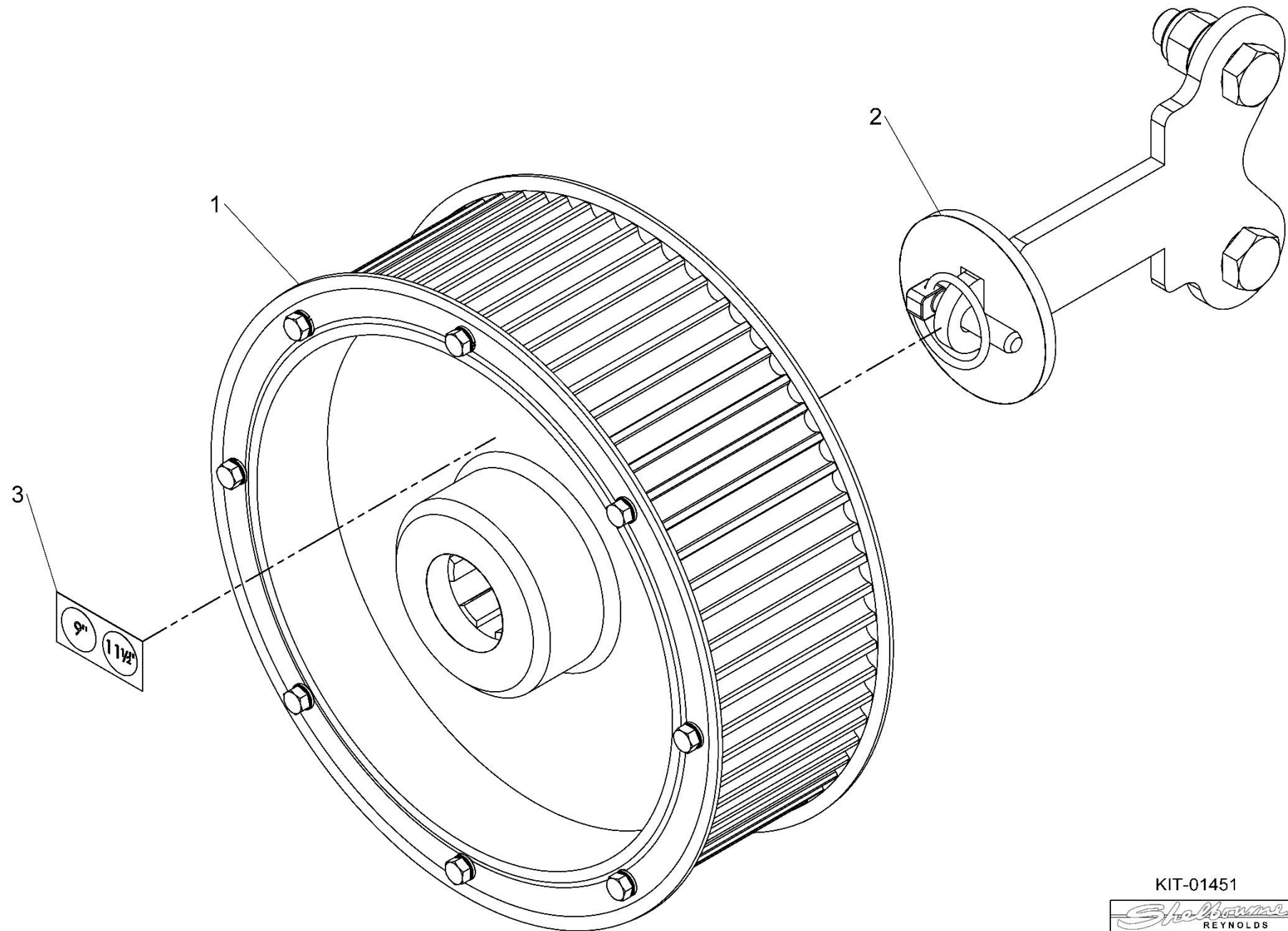
KIT-01444



***Shelbourne Reynolds Engineering Limited***

ASSY NUMBER: KIT-01451				ASSY DESCRIPTION: HTD 64 TOOTH PULLEY KIT			
ITEM	PART NO	DESCRIPTION	QTY	ITEM	PART NO	DESCRIPTION	QTY
1	292539 01	HTD PULLEY (64T) (11 1/2")	1				
2	KIT-01336	SPARE PULLEY MOUNTING KIT	1				
3	290180 01	PULLEY IDENTIFICATION DECAL	1				

**Shelbourne Reynolds Engineering Limited**



KIT-01451

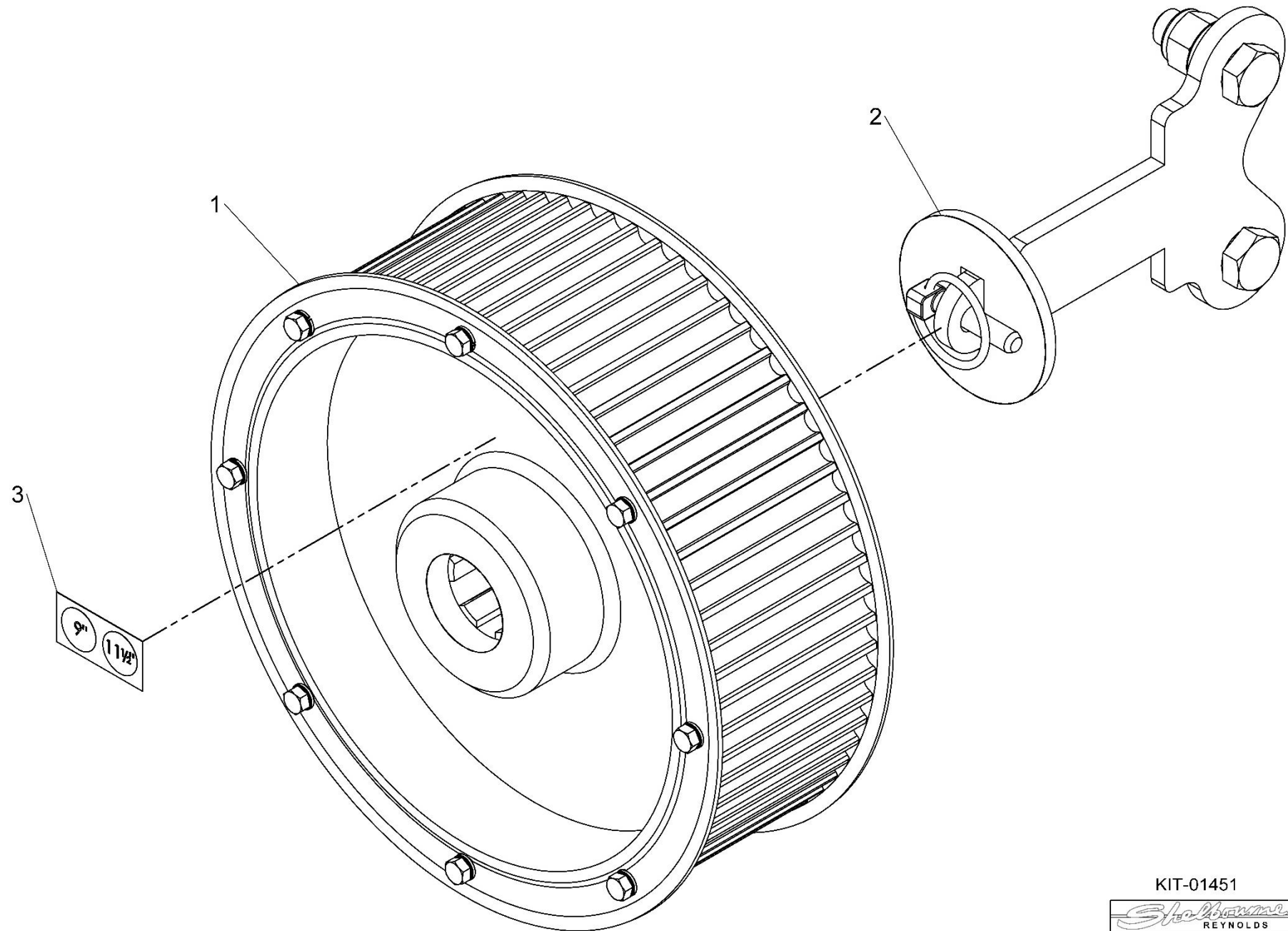




***Shelbourne Reynolds Engineering Limited***

ASSY NUMBER: KIT-01452				ASSY DESCRIPTION: HTD 48 TOOTH PULLEY KIT			
ITEM	PART NO	DESCRIPTION	QTY	ITEM	PART NO	DESCRIPTION	QTY
1	292537 01	HTD PULLEY (48T) (9")	1				
2	KIT-01336	SPARE PULLEY MOUNTING KIT	1				
3	290180 01	PULLEY IDENTIFICATION DECAL	1				

**Shelbourne Reynolds Engineering Limited**



KIT-01451

