

CVS 32

PARTS MANUAL - 2018 & ONWARDS



Shelbourne Reynolds Engineering Ltd
Stanton, Bury St Edmunds,
Suffolk, IP31 2AR, England

Telephone: 01359 250415
Fax: 01359 250464

Stores Direct : 01359 251231
Stores Direct: 01359 252031

Shelbourne Reynolds Inc.
Colby PO box 607,
1250 S Country Club Drive,
Colby, Kansas 67701
U.S.A.

Telephone: (785) 462 6299

Fax: (785) 462 6761

Issue 11

06/10/2023

ORDERING SPARE PARTS

IMPORTANT

Your Stripper Header is made up of a Machine assembly number (common parts), specific sub assemblies and also customer optional build kits. The machine, sub assemblies and optional kit numbers are listed in the front pages of your Operators manual. If you do not have these numbers please contact Shelbourne Reynolds Parts Department direct on (telephone) Stanton - (01359) 251231 or Colby - (785) 462 6299.

To ensure that you order the correct part from your SRE dealer please use the following procedure.

ALWAYS QUOTE THE MACHINE AND SERIAL NUMBERS WHEN ORDERING.

The year and/or serial number of the machine may determine the correct sub assembly.

Refer to the Parts Manuals front page/s, listing the machine assemblies. Select the correct machine assembly number which is printed in the top left corner of the page (starting with 1965_ _ 01), This machine number can also be taken from the Stripper Header identification plate located on the rear left hand corner of the machine.

On this page you will find the parts listing for the common parts for every configuration of that machine assembly number. You will find the corresponding drawing by either looking at the facing page or progressing through the manual to the next drawing. The drawings indicate the components by item numbers, which you will find, are repeated in the left-hand side of your parts listing, and therefore referring to the correct part.

Note all parts will not be found listed below the machine number. Other parts will be from specific sub assemblies and optional kits. These sub assemblies and kits will be found in numerical order further through the manual. Sub assemblies start with 1960_ _ 01 and kits start with KIT- 19 _ _ _.

The parts listing for adaptor plates, drive kits and hydraulic couplings can be found in the following manuals;

Drive & Adaptor Plate Manuals

| | | | |
|-----------------|-----------|--------------------|-----------|
| Massey Ferguson | MAN-03172 | Laverda | MAN-03176 |
| Claas/Cat | MAN-03173 | Gleaner/Challenger | MAN-03177 |
| John Deere | MAN-03174 | Case IH | MAN-03178 |
| New Holland | MAN-03175 | | |

KEY

m = Meter,

A/R = Quantity as Required

List Of Kit Numbers

| | | |
|-----------|--|----|
| 196574 32 | CVS Shelbourne Header | 1 |
| 196143 36 | Header Lights Sub Assembly | 3 |
| 196189 01 | Stripping Rotor Assembly RH 4.6m | 5 |
| 196193 16 | Hydraulic Circuit Sub Assembly | 7 |
| 196194 16 | Cowl Assembly | 9 |
| 196195 16 | Adjustable Crop Deflector Sub Assembly | 11 |
| 196229 01 | Stripping Rotor Assembly LH 4.8m | 13 |
| 196247 16 | Bolt On Paddle Auger Assy 9.6m | 15 |
| 196287 01 | VS Drive Sub Assembly | 17 |
| 196288 01 | Emblems And Guards Sub Assembly | 20 |
| 196289 01 | Divider Sub Assembly | 23 |
| 196292 01 | Auger Mounting Sub Assembly | 25 |
| 196294 02 | Rotor Mounting Sub Assembly | 27 |
| 196295 32 | CVS32 Frame And Parts Sub Assembly | 30 |
| 196342 01 | VS Drive Sub (2023 & ON) | 33 |
| GEA-0058 | Input Gearbox Assembly | 35 |
| KIT-00123 | Auger Slip Clutch | 37 |
| KIT-00430 | Gearbox Input Shaft Sub RSD/CVS32 | 39 |
| KIT-00931 | PTO Support Kit | 41 |
| KIT-00976 | Ball Joint Centre Coupling | 43 |
| KIT-01386 | Rear Pulley Assembly (Bolt In Hubs) | 45 |
| KIT-01399 | Rotor Pulley Assembly (2017-2021) | 47 |
| KIT-01401 | Safety Decal Kit North America | 49 |
| KIT-01402 | Safety Decal Kit ISO | 51 |
| KIT-01445 | Rotor Pulley Assy (2022 & On) | 53 |
| KIT-01454 | VS Drive Cam & Bearing Kit, All Years | 55 |
| KIT-01463 | Rear Pulley Assembly & Atuator Cam Kit | 57 |
| PTO-260XX | Stripper PTO | 59 |
| RDS-0002 | RDS Equipment | 61 |
| RDS-0007 | RDS Equipment | 61 |

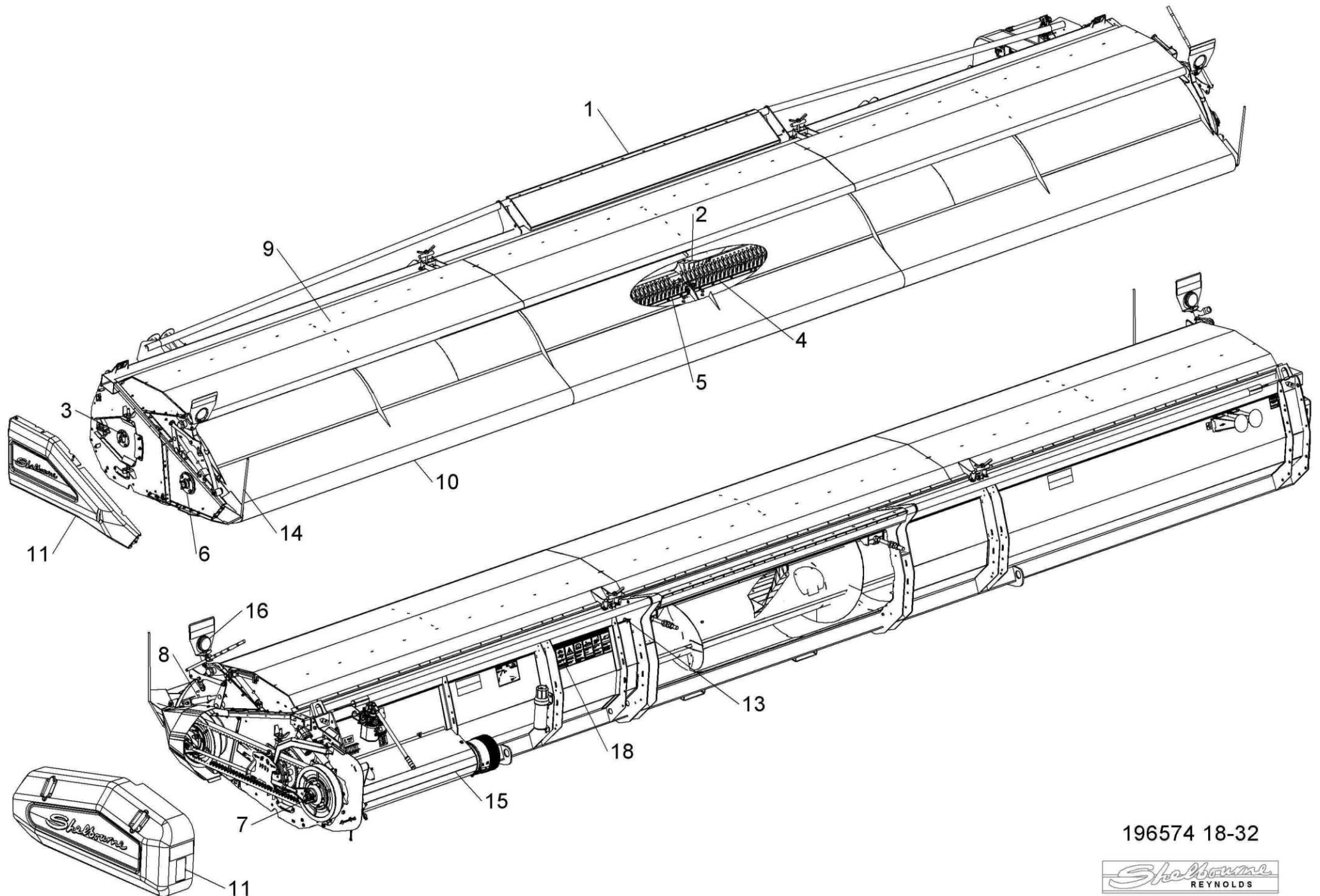
Kit Options 64

| | | |
|-----------|----------------------------------|----|
| KIT-01299 | Skid Poly Slip Plate Kit | 65 |
| KIT-01340 | Steel Skid Cover Kit | 67 |
| KIT-01384 | Anti-Wrap Plate Kit | 69 |
| KIT-01403 | Vee Strip Kit | 71 |
| KIT-01404 | Non Aggressive Centre Finger Kit | 73 |
| KIT-01418 | CE Area Kit | 75 |
| KIT-01440 | Hardox Skid Cover Kit | 77 |

Shelbourne Reynolds Engineering Limited

| ASSY NUMBER: 196574 32 | | | | ASSY DESCRIPTION: Cvs32 SHELBOURNE HEADER | | | |
|------------------------|-----------|-------------------------------|-----|---|-----------|----------------------------------|-----|
| ITEM | PART NO | DESCRIPTION | QTY | ITEM | PART NO | DESCRIPTION | QTY |
| 1 | 196295 32 | FRAME & PARTS SUB | 1 | 18 | KIT-01401 | SAFETY DECAL KIT (N AMERICA) | 1 |
| 2 | 196247 16 | PADDLE AUGER ASSY | 1 | OR | KIT-01402 | SAFETY DECAL KIT (REST OF WORLD) | 1 |
| 3 | 196292 01 | AUGER MTG SUB ASSY | 1 | | | | |
| 4 | 196229 01 | STRIPPING ROTOR ASSY 4.8 LH | 1 | | | | |
| 5 | 196189 01 | STRIPPING ROTOR ASSY 4.8 RH | 1 | | | | |
| 6 | 196294 02 | ROTOR MTG SUB ASSY | 1 | | | | |
| 7 | 196342 01 | VS DRIVE SUB ASSY (2023 & ON) | 1 | | | | |
| OR | 196287 01 | VS DRIVE SUB ASSY (UP TO 2023 | 1 | | | | |
| 8 | 196193 16 | HYDRAULICS | 1 | | | | |
| 9 | 196194 16 | TOP DOOR COWL SUB ASSY | 1 | | | | |
| 10 | 196195 16 | ADJ. CROP DEFLECTOR SUB | 1 | | | | |
| 11 | 196288 01 | EMBLEMS & GUARDS SUB | 1 | | | | |
| 12 | RDS-0007 | HEADER MONITOR LOOM KIT | 1 | | | | |
| 13 | RDS-0002 | COMBINE MONITOR KIT | 1 | | | | |
| 14 | 196289 01 | DIVIDER SUB | 1 | | | | |
| 15 | KIT-00430 | REAR DRIVE SHAFT SUB | 1 | | | | |
| 16 | 196143 36 | HEADER LIGHTS SUB | 1 | | | | |
| 17 | | | | | | | |

Shelbourne Reynolds Engineering Limited



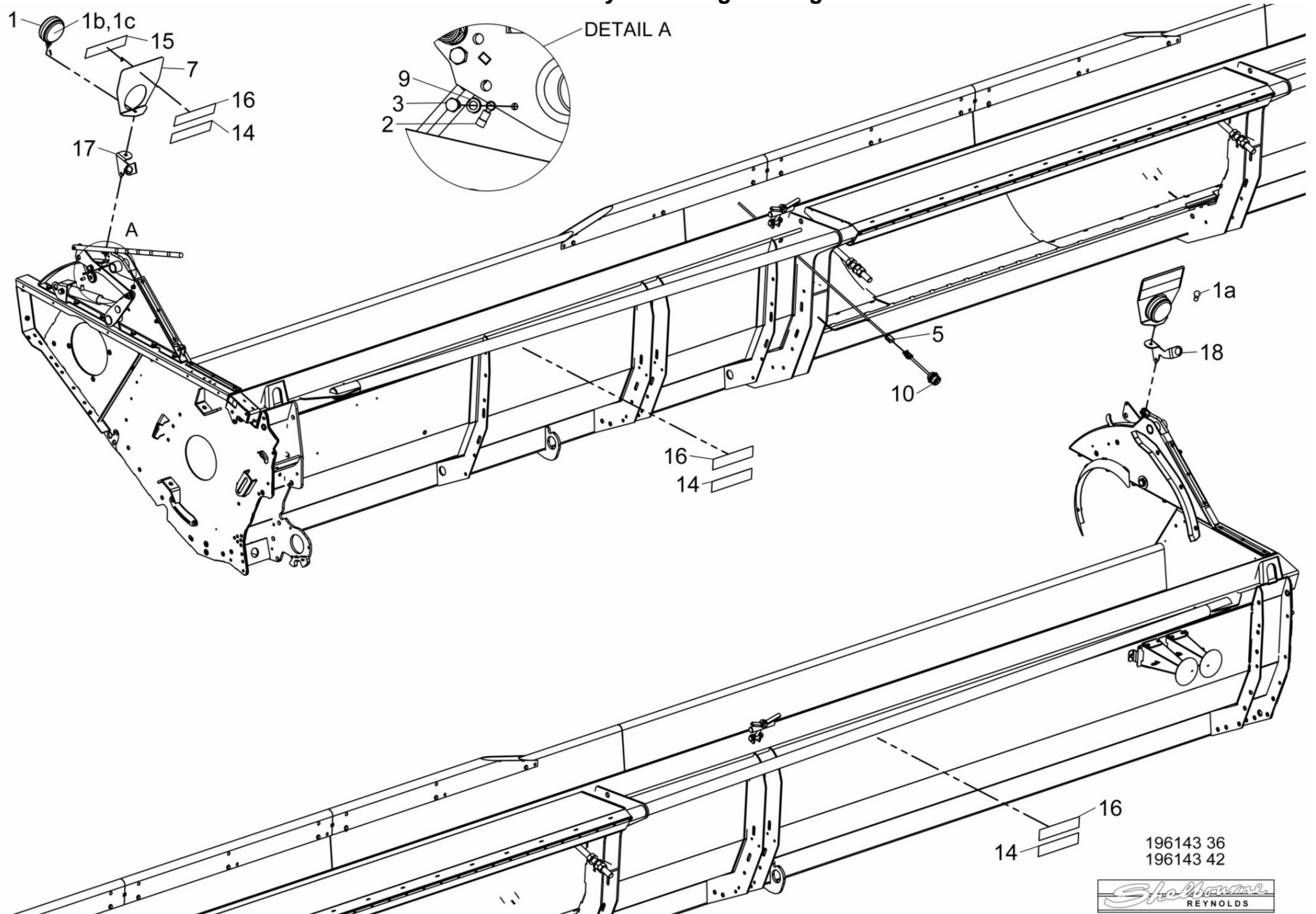
196574 18-32

Shelbourne
REYNOLDS

Shelbourne Reynolds Engineering Limited

| ASSY NUMBER: 196143 36 | | | | ASSY DESCRIPTION: HEADER LIGHTS SUB Cvs/Rsd/Excel 24-32 | | | |
|------------------------|---------------|--------------------------------|-------|---|-----------|---------------------------|-----|
| ITEM | PART NO | DESCRIPTION | QTY | ITEM | PART NO | DESCRIPTION | QTY |
| 1 | LMP-10505 | INDICATOR LAMP | 2 | 17 | 198958 01 | LH LIGHT MOUNTING BRACKET | 1 |
| 1a | BLB-0015 | SPARE BULB (2013 & ON) | | 18 | 198958 02 | RH LIGHT MOUNTING BRACKET | 1 |
| OR | BLB-0020 | SPARE BULB (2012 - 2013) | | | | | |
| OR | BLB-0075 | SPARE BULB (UPTO 2012) | | | | | |
| 1b | LMP-10009 | SPARE LENS (3 SCREWS, 2013&ON) | | | | | |
| 1b | LMP-10006 | SPARE LENS (GROTE, 2012-2013) | | | | | |
| 1b | LMP-10000 | SPARE LENS FRONT (UPTO 2012) | | | | | |
| 1c | LMP-10001 | SPARE LENS REAR(PMG UPTO 2012) | | | | | |
| 2 | ETM-00440 | LOOP TERMINAL | 2 | | | | |
| 3 | HSS-0055 | SETSCREW | 3 | | | | |
| OR | SCW-5180 | SELF TAP SCREW | 3 | | | | |
| 4 | ETM-00560 | MALE BULLET TERMINAL | 2 | | | | |
| 5 | 198524 01 | WIRE LOOM & PLUG ASSY | 1 | | | | |
| 6 | | | | | | | |
| 7 | 290739 01 | INDICATOR GUARD (2019 & ON) | 2 | | | | |
| OR | 193567 01 | INDICATOR GUARD (UP TO 2019) | 2 | | | | |
| 8 | | | | | | | |
| 9 | WSH-0006 | PLAIN WASHER | 3 | | | | |
| 10 | 193516 01 | LIGHT PLUG (JD PRE 50 SERIES) | 1 | | | | |
| OR | 195207 01 | LIGHT PLUG (JD 50 SERIES) | 1 | | | | |
| OR | SEE KIT-01727 | LIGHT PLUG (JD 60,70 & S SER) | 1 | | | | |
| OR | 197040 01 | LIGHT PLUG (CASE IH & NH) | 1 | | | | |
| a | ECN-09060 | SPARE LOCK WASHER | | | | | |
| b | ECN-09050 | SPARE PANEL NUT | | | | | |
| OR | 198732 01 | LIGHT PLUG (NH TR) | 1 | | | | |
| OR | SEE KIT-01731 | LIGHT PLUG ASSY (AGCO MULTI) | 1 | | | | |
| OR | 291911 01 | LONG LIGHT CABLE (11m) | 1 | | | | |
| OR | 292994 01 | COMBINE LIGHT LOOM (JD X9) | 1 | | | | |
| 12 | | | | | | | |
| 13 | | | | | | | |
| 14 | TPE-00300 | FLUORESCENT TAPE -RED/ORANGE | 0.23m | | | | |
| 14 | TPE-00300 | FLUORESCENT TAPE -RED/ORANGE | 0.23m | | | | |
| 14 | TPE-00300 | FLUORESCENT TAPE -RED/ORANGE | 0.23m | | | | |
| 14 | TPE-00300 | FLUORESCENT TAPE -RED/ORANGE | 0.23m | | | | |
| 15 | TPE-00250 | REFLECTIVE TAPE - YELLOW | 0.23m | | | | |
| 15 | TPE-00250 | REFLECTIVE TAPE - YELLOW | 0.23m | | | | |
| 16 | TPE-00251 | REFLECTIVE TAPE - RED | 0.23m | | | | |
| 16 | TPE-00251 | REFLECTIVE TAPE - RED | 0.23m | | | | |
| 16 | TPE-00251 | REFLECTIVE TAPE - RED | 0.23m | | | | |
| 16 | TPE-00251 | REFLECTIVE TAPE - RED | 0.23m | | | | |

Shelbourne Reynolds Engineering Limited



196143 36
196143 42

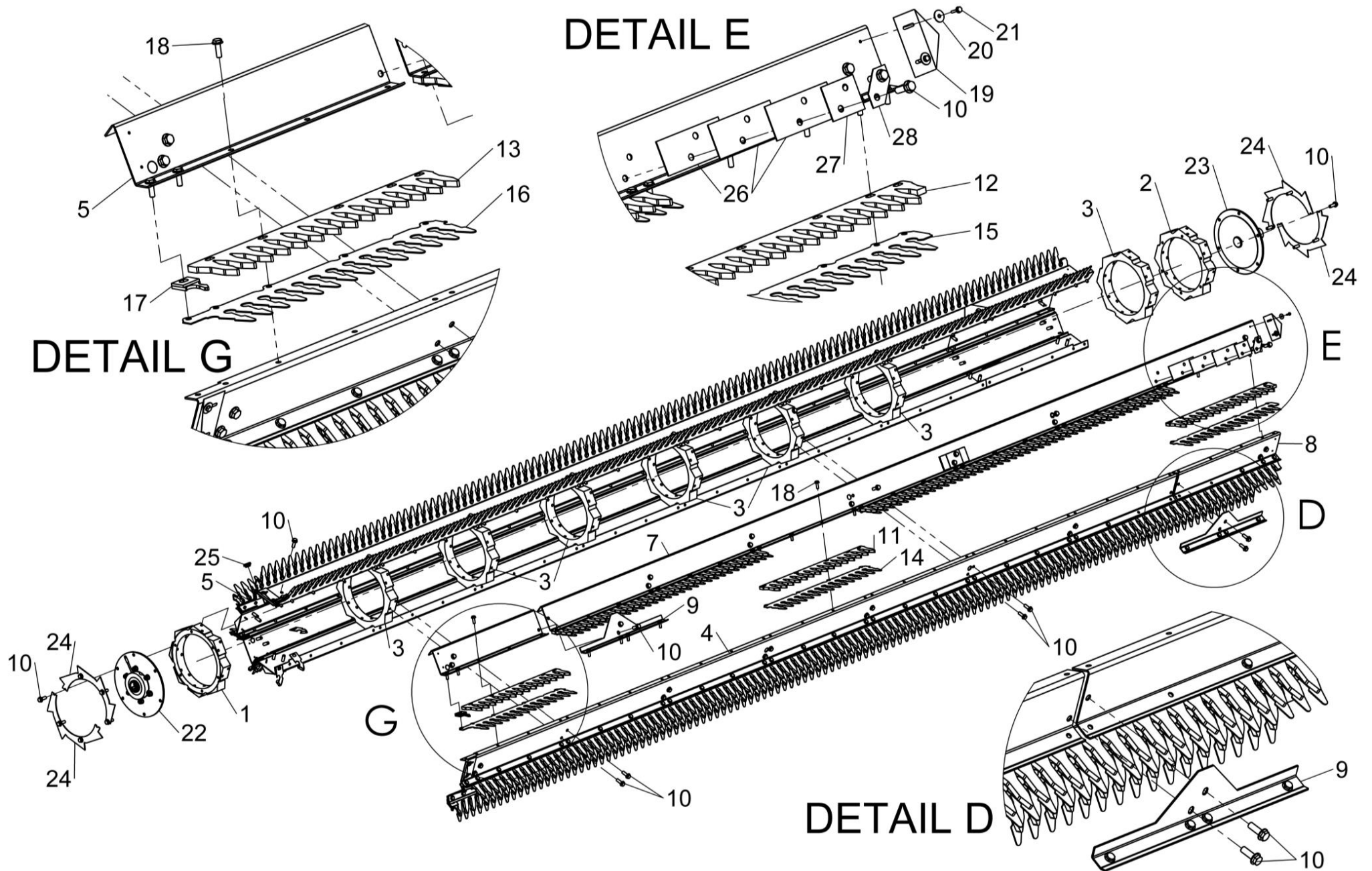


Shelbourne Reynolds Engineering Limited

| ASSY NUMBER: 196189 01 | | | | ASSY DESCRIPTION: STRIPPING ROTOR ASSY RH 4.8m | | | |
|------------------------|-----------|---|-------|--|---------|---|-----|
| ITEM | PART NO | DESCRIPTION | QTY | ITEM | PART NO | DESCRIPTION | QTY |
| 1 | 192892 01 | OUTER HUB CASTING LH | 1 | NOTE | | 1 x ITEM 5 TO HAVE HOLE KNOCKED OUT FOR GREASER | |
| 2 | 192892 02 | OUTER HUB CASTING RH | 1 | | | | |
| 3 | 192892 03 | INNER HUB CASTING | 7 | | | | |
| 4 | 193526 01 | ROTOR SECTION 4.2m LH | 4 | | | | |
| 5 | 193526 07 | ROTOR SECTION 0.6m LH | 4 | | | | |
| 6 | | | | | | | |
| 7 | 193527 01 | ROTOR SECTION 4.2m RH | 4 | | | | |
| 8 | 193527 07 | ROTOR SECTION 0.6m RH | 4 | | | | |
| 9 | 193528 01 | STRENGTHENER PLATE | 8 | | | | |
| 10 | HSSG10204 | SETSCREW | 156 | | | | |
| 11 | 193558 01 | STANDARD ELEMENT CTR | 48 | | | | |
| 12 | 193558 02 | STANDARD ELEMENT END | 8 | | | | |
| OR | 193558 01 | FOR SPARES, CUT AND MODIFY STD SUPPORT FINGER | 8 | | | | |
| 13 | 193558 03 | STANDARD ELEMENT CTR END | 8 | NOTE | | 197719 02 & 197718 01 ARE CORRECT PARTS WHEN FINGERS SET WITH FLANGES UP, i.e., AGGRESSIVE. WHEN FLANGES ARE DOWN, i.e., NON-AGGRESSIVE, USE 197719 01 & 198718 02. | |
| OR | 193558 01 | FOR SPARES, CUT AND MODIFY STD SUPPORT FINGER | 8 | | | | |
| 14 | 197717 01 | SEED SAVER CTR | 48 | | | | |
| OR | 291009 01 | SEED SAVER CTR RICE (LONG TIP) | 48 | | | | |
| 15 | 197719 02 | SEED SAVER RH END | 8 | | | | |
| OR | 291011 01 | SEED SAVER LH END RICE (LONG TIP) | 8 | | | | |
| 16 | 197718 01 | SEED SAVER RH CTR | 8 | | | | |
| OR | 291010 02 | SEED SAVER LH CTR RICE (LONG TIP) | 8 | | | | |
| 17 | 194109 02 | CENTRE FINGER RH (AGGRESSIVE) | 8 | | | | |
| OR | 292310 02 | RICE CENTRE FINGER RH (FLAT) | 8 | | | | |
| 18 | HSSF08174 | TENSILOCK SETSCREW | 272 | | | | |
| 19 | 192679 01 | ANTI-WRAP PLATE (HALF SET) | 8 | | | | |
| OR | 192679 01 | ANTI-WRAP PLATE (FULL CTR SET) | 12 | | | | |
| OR | 192679 01 | ANTI-WRAP PLATE (FULL SET) | 16 | NOTE | | 291011 01 & 291010 02 ARE CORRECT PARTS WHEN FINGERS SET WITH FLANGES DOWN, i.e., NON-AGGRESSIVE, FOR RICE. THESE FINGERS CAN NOT BE SET AGGRESSIVELY | |
| 20 | WSH-1034 | PENNY WASHER | 16-32 | | | | |
| 21 | SCW-5180 | SELF TAPPING SCREW | 16-32 | | | | |
| 22 | KIT-00976 | BALL COUPLING KIT | 1 | | | | |
| | | SEE KIT-00976 PAGE FOR PARTS BREAKDOWN | | | | | |
| 23 | 192899 01 | IDLE SHAFT W/A | 1 | | | | |
| 24 | 192959 01 | OUTER CLAMP RING | 4 | | | | |
| 25 | BPG-00200 | RUBBER PLUG | 1 | | | | |
| 26 | 193118 01 | BALANCE WEIGHT | 6 | | | | |
| 27 | 193118 02 | BALANCE WEIGHT | 2 | | | | |
| 82 | 193382 01 | BALANCE WEIGHT | 1 | | | | |

DETAIL E

DETAIL G

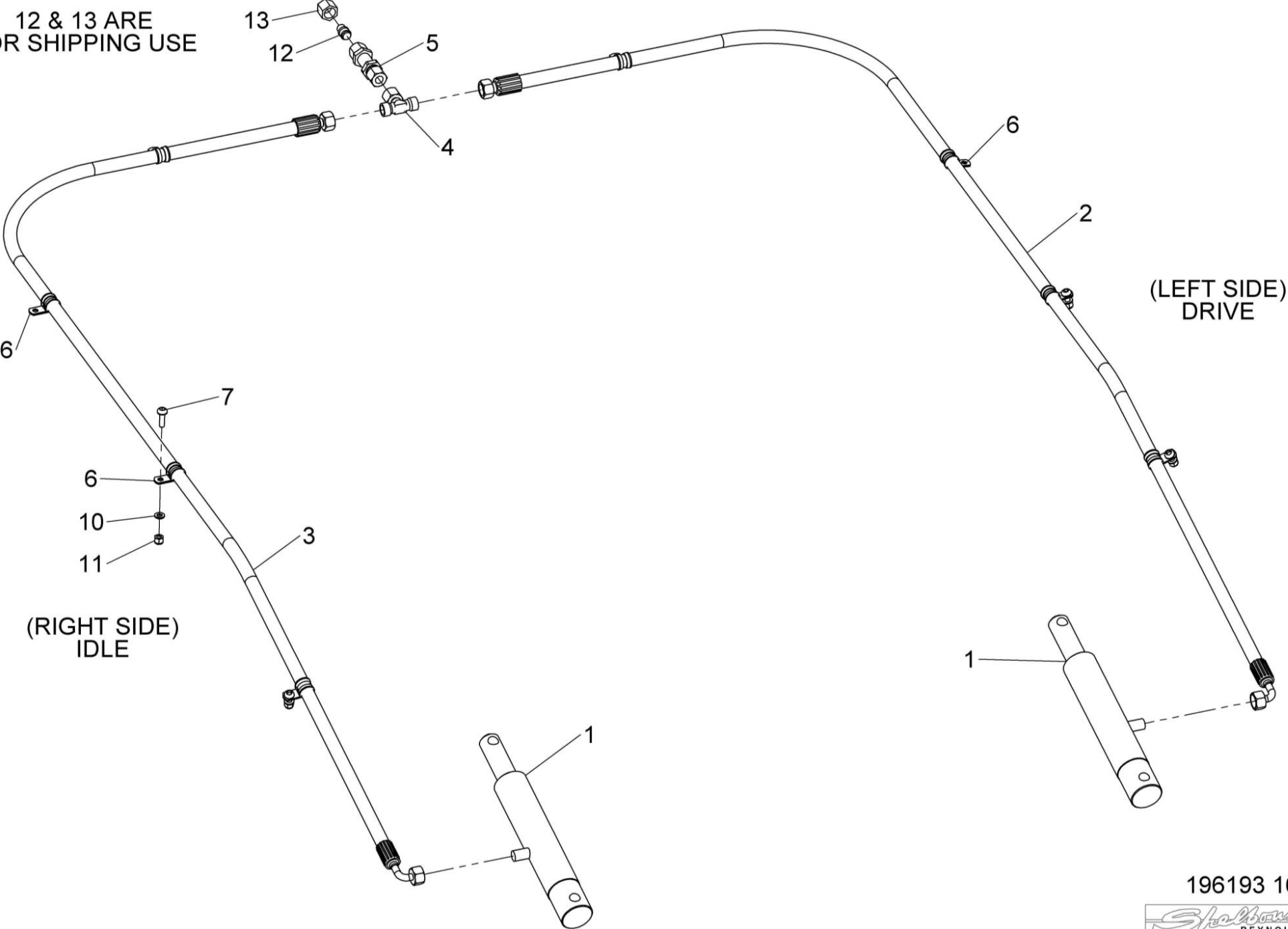


196189 01

Shelbourne Reynolds Engineering Limited

| ASSY NUMBER: 196193 16 | | | | ASSY DESCRIPTION: HYDRAULIC CIRCUIT SUB Cvs 32 | | | |
|------------------------|-----------|-------------------------------|-----|--|---------|-------------|-----|
| ITEM | PART NO | DESCRIPTION | QTY | ITEM | PART NO | DESCRIPTION | QTY |
| 1 | 195075 01 | HYDRAULIC RAM | 2 | | | | |
| 1a | RMSK00030 | SEAL KIT (SPARES) | | | | | |
| 2 | HHBC43510 | HYD HOSE ASSY LH | 1 | | | | |
| 3 | HHBC78010 | HYD HOSE ASSY RH | 1 | | | | |
| 4 | HPPD07100 | HYD TEE FITTING | 1 | | | | |
| 5 | FIT-0213 | HYD BULKHEAD FITTING | 1 | | | | |
| 6 | CLP-01012 | P CLIP | 8 | | | | |
| 7 | SCW-4960 | BUTTON SKT.HD SCREW | 4 | | | | |
| 8 | | | | | | | |
| 9 | | | | | | | |
| 10 | WSH-0009 | PLAIN WASHER | 4 | | | | |
| 11 | NUT-0260 | NYLOC NUT | 4 | | | | |
| 12 | FIT-0215 | BLANKING PLUG (FOR SHIPPING) | 1 | | | | |
| 13 | FIT-0051 | PIPE CRIMP NUT (FOR SHIPPING) | 1 | | | | |

12 & 13 ARE
FOR SHIPPING USE



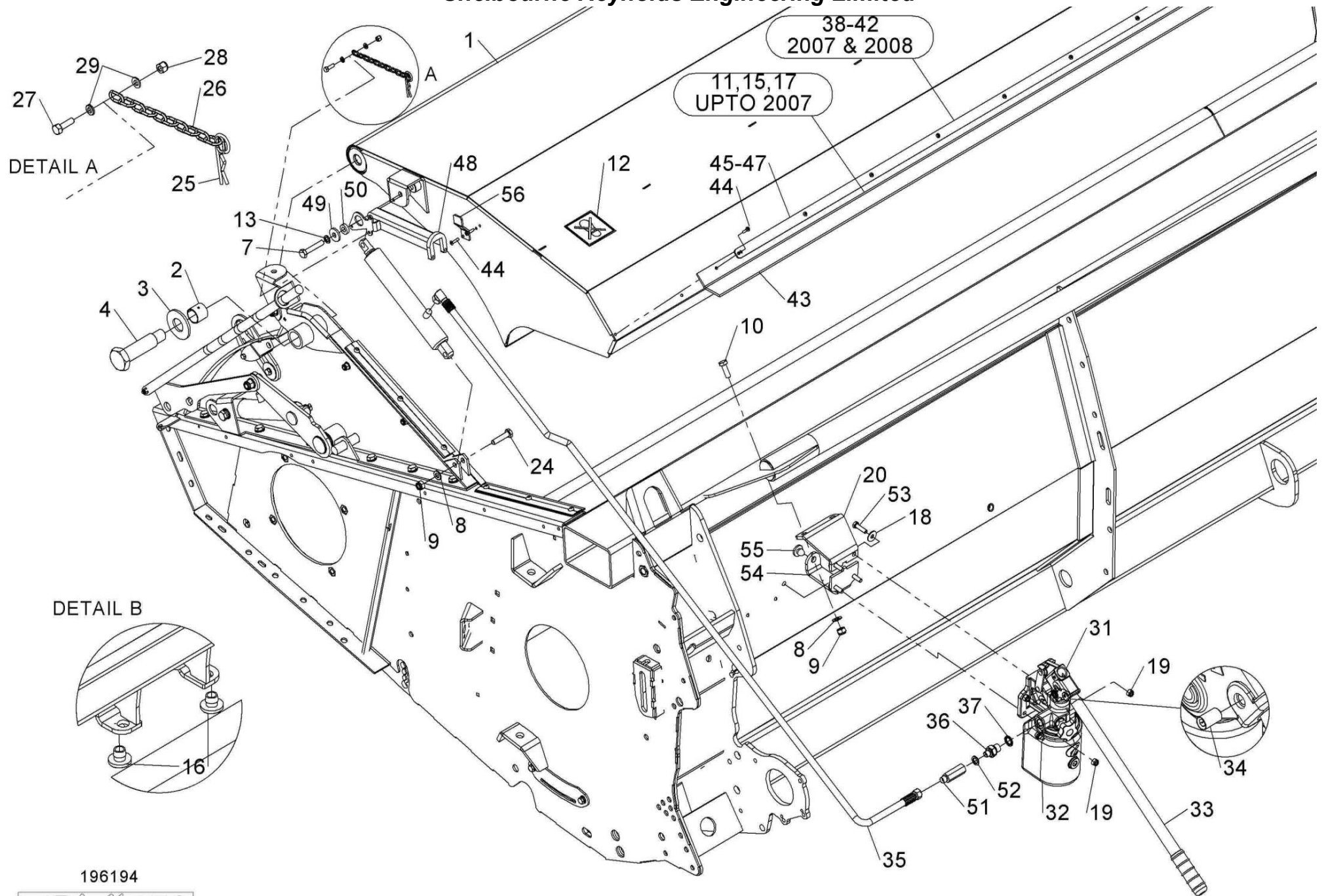
196193 16



Shelbourne Reynolds Engineering Limited

| ASSY NUMBER: 196194 16 | | | | ASSY DESCRIPTION: COWL ASSY 9.6(32')Cvs | | | |
|------------------------|------------|--|-------|---|-----------|------------------------------------|-----|
| ITEM | PART NO | DESCRIPTION | QTY | ITEM | PART NO | DESCRIPTION | QTY |
| 1 | 197301 01 | HOOD W/A (2005 & ON) | 1 | 31a | FITE00107 | FILLER CAP | |
| OR | 197301 27K | SPARES HOOD ASSY, INC.ITEMS 1,16,43,44,45,46,47, & 56 | | 31b | HPS-01520 | SEAL KIT FOR JAC-00228 & JAC-00227 | |
| | | | | 31b | HPS-01510 | SEAL KIT FOR JAC-00227 | |
| OR | 194940 01 | HOOD W/A (UPTO 2004) | 1 | 31b | HPS-01500 | SEAL KIT FOR JAC-00226 | |
| OR | 197301 27K | SPARES HOOD ASSY, INC.ITEMS 1,16,43,44,45,46,47, & 56 | | 32 | JAC-00222 | PLASTIC TANK (Cvs32151733 & ON) | 1 |
| | | | | OR | JAC-00221 | HYD RESEVOIR (2007-Cvs32151640) | 1 |
| 2 | BSHK03056 | BUSH | 2 | 33 | JAC-00230 | JACK HANDLE (2007 & ON) | 1 |
| 3 | 192813 01 | LARGE WASHER | 2 | 34 | SCW-4530 | GRUBSCREW (2007 & ON) | 1 |
| 4 | 192812 01 | COWL PIN | 2 | 35 | HHCC10505 | HYD HOSE (Cvs32151733 & ON) | 1 |
| 5 | NIP-0001 | GREASE ZERK (UPTO 2009) | 2 | OR | HHCC11505 | HYD HOSE (2007 - Cvs32151640) | 1 |
| 6 | GSTA14406 | GAS STRUTT (1700N) (UPTO 2007) | 2 | 36 | FIT-0025 | MM ADPT(Cvs32151733 & ON) | 1 |
| 7 | BLTA10380 | BOLT | 1 | OR | HAPAA0305 | HYD REST(2007-Cvs32151640) | 1 |
| 8 | WSH-0015 | PLAIN WASHER | 3 | 37 | WSH-1010 | DOWTY WASHER (2007 & ON) | 1 |
| 9 | NUT-0265 | NYLOC NUT | 3 | 38 | 197615 01 | CLAMP STRIP (END) (2007 & 08) | 2 |
| 10 | HSS-0194 | SETSCREW (2007 & ON) | 2 | 39 | 197615 10 | CLAMP STRIP (HANDLE) (2007 & 08) | 2 |
| 11 | EDS-11696 | SEAL STRIP (UPTO 2007) | 1 | 40 | 197615 11 | CLAMP STRIP (INNER) (2007& 08) | 2 |
| 12 | 192718 01 | TRANSFER(NO STEP) | 2 | 41 | 197615 13 | CLAMP STRIP (SMALL) (2007& 08) | 2 |
| 13 | WSH-0061 | SPRING WASHER | 1 | 42 | 197615 08 | CLAMP STRIP (CTR) (2007 & 08) | 1 |
| 14 | | | | 43 | 198066 08 | SEALING STRIP (2009 & ON) | 1 |
| 15 | 197289 02 | SEAL CLAMP PLATE (UPTO 2007) | 8 | OR | 197602 06 | SEALING STRIP (2007 & 08) | 1 |
| 16 | 197810 01 | BUMP STOP | 4 | 44 | POP-0006 | POP RIVET (2009 & ON) | 51 |
| 17 | HSS-0140 | SETSCREW (UPTO 2007) | 24 | 45 | 198067 01 | CLAMP STRIP (2009 & ON) (1304mm) | 1 |
| 18 | WSH-1038 | WASHER | 4 | 46 | 198067 02 | CLAMP STRIP (2009 & ON) (1194mm) | 6 |
| 19 | NUT-0263 | NYLOC NUT | 4 | 47 | 198067 03 | CLAMP STRIP (2009 & ON) (1104mm) | 1 |
| 20 | 199831 01 | PUMP BRKT TOP (Cvs32151733 & ON) | 1 | 48 | 198311 01 | RAM STOP (Cvs**100149 & ON) | 1 |
| OR | 197607 01 | HAND PUMP BRKT (2007-Cvs32151640) | 1 | 49 | 190119 75 | WASHER (Cvs**100149 & ON) | 1 |
| 21 | 197606 01 | STORAGE BRKT (2007-Cvs**100148) | 1 | 50 | 190119 79 | WASHER (Cvs**100149 & ON) | 1 |
| 22 | 197605 01 | RAM STOP (2007-Cvs**100148) | 1 | 51 | HVB-93000 | FLOW RESTRICTOR(Cvs32151733 & ON) | 1 |
| 23 | PIN-1720 | D PIN (2007-Cvs**100148) | 1 | 52 | WSH-1005 | DOWTY WSH (Cvs32151733 & ON) | 1 |
| 24 | BLTA10290 | BOLT | 1 | 53 | HSS-0150 | BOLT (Cvs32151733 & ON) | 4 |
| 25 | CLP-00103 | R CLIP (2007-2017) | 1 | 54 | 199832 01 | PUMP BRKT BTM (Cvs32151733 & ON) | 1 |
| 26 | CHN-0145 | CHAIN (2007-2017) | 0.17m | 55 | RUB-0330 | RUBBER GROMMET (Cvs32151733&ON) | 1 |
| 27 | HSS-0086 | SET SCREW (2007-2017) | 1 | 56 | 290373 01 | HOOK (2017 & ON) | 1 |
| 28 | NUT-0260 | NYLOC NUT (2007-2017) | 1 | | | | |
| 29 | WSH-0009 | PLAIN WASHER (2007-2017) | 2 | | | | |
| 30 | 197601 01 | HYDRAULIC CYLINDER (2007 & ON) | 1 | | | | |
| 30a | RMSK00030 | RAM SEAL KIT | | | | | |
| 31 | JAC-00228 | HYD HAND PUMP (2024 & ON) | 1 | | | | |
| OR | JAC-00227 | HYD HAND PUMP (Cvs32151733-2023) | 1 | | | | |
| OR | JAC-00226 | HYD HAND PUMP (2007-Cvs32151640) | 1 | | | | |

Shelbourne Reynolds Engineering Limited

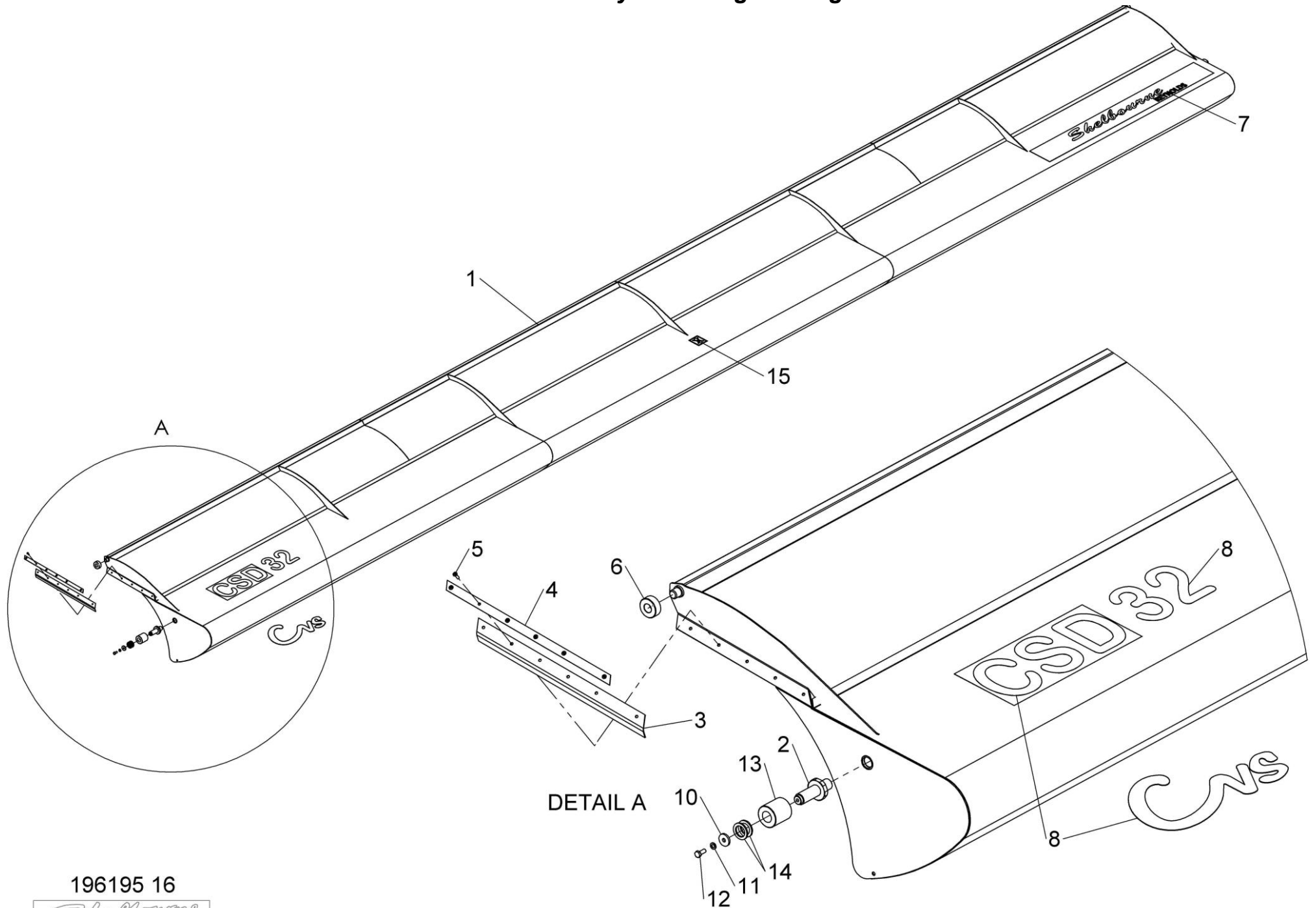


196194



Shelbourne Reynolds Engineering Limited

| ASSY NUMBER: 196195 16 | | | | ASSY DESCRIPTION: 32'ADJ CROP DEFLECT SUB | | | |
|------------------------|-----------|--|-----|---|---------|-------------|-----|
| ITEM | PART NO | DESCRIPTION | QTY | ITEM | PART NO | DESCRIPTION | QTY |
| 1 | 194468 01 | CROP DEFLECTOR | 1 | | | | |
| OR | 199428 01 | SPARES CROP DEFLECTOR (CAN SUPPLY AS ALTERNATIVE) | | | | | |
| 2 | 195379 01 | SPINDLE (2002 & ON) | 2 | | | | |
| OR | 192687 01 | SPINDLE (UPTO 2001) | 2 | | | | |
| 3 | 292110 01 | SIDE SEAL LH (2002 & ON) | 1 | | | | |
| OR | 195139 01 | SEAL STRIP (UPTO 2001) | 2 | | | | |
| 4 | 195433 01 | CLAMP STRIP (2002 & ON) | 2 | | | | |
| OR | 194485 01 | CLAMP STRIP (UPTO 2001) | 2 | | | | |
| 5 | POP-0006 | POP RIVET | 12 | | | | |
| 6 | 191642 01 | NYLON ROLLER | 2 | | | | |
| 7 | 191981 01 | LOGO (SHELBOURNE REYNOLDS) | 1 | | | | |
| 8 | 199015 01 | EMBLEM (Cvs32) WHITE | 1 | | | | |
| OR | 194500 01 | EMBLEM (Cvs32) RED | 1 | | | | |
| OR | 291710 03 | EMBLEM (CSD) WHITE | 1 | | | | |
| OR | 199223 03 | EMBLEM (32) WHITE | 1 | | | | |
| 9 | 195140 01 | FRONT CLAMP STRIP (UPTO 2001) | 2 | | | | |
| 10 | 190119 08 | WASHER | 2 | | | | |
| 11 | WSH-0058 | SPRING WASHER | 2 | | | | |
| 12 | HSS-0140 | SETSCREW | 2 | | | | |
| 13 | 192688 01 | NYLON ROLLER | 2 | | | | |
| 14 | 190119 20 | WASHER (UPTO 2012) | 4 | | | | |
| 15 | 192718 01 | TRANSFER(NO STEP) | 1 | | | | |
| 16 | 292110 02 | SIDE SEAL RH (SMOOTH SIDE UP) | 1 | | | | |



196195 16



Shelbourne Reynolds Engineering Limited

| ASSY NUMBER: 196229 01 | | | | ASSY DESCRIPTION: STRIPPING ROTOR ASSY LH 4.8m | | | |
|------------------------|-----------|---|-------|--|---------|-------------|-----|
| ITEM | PART NO | DESCRIPTION | QTY | ITEM | PART NO | DESCRIPTION | QTY |
| 1 | 192892 01 | OUTER HUB CASTING LH | 2 | | | | |
| 2 | 192892 02 | OUTER HUB CASTING RH | 1 | | | | |
| 3 | 192892 03 | INNER HUB CASTING | 7 | | | | |
| 4 | 194370 01 | ROTOR SECTION 4.2m LH | 4 | | | | |
| 5 | 194370 02 | ROTOR SECTION 0.6m LH | 4 | | | | |
| 6 | | | | | | | |
| 7 | 193527 01 | ROTOR SECTION 4.2m RH | 4 | | | | |
| 8 | 193527 07 | ROTOR SECTION 0.6m RH | 4 | | | | |
| 9 | 193528 01 | STRENGTHENER PLATE | 8 | | | | |
| 10 | HSSG10204 | TENSILOCK SETSCREW | 178 | | | | |
| 11 | 193558 01 | STANDARD ELEMENT CTR | 48 | | | | |
| 12 | 193558 02 | STANDARD ELEMENT END | 8 | | | | |
| OR | 193558 01 | FOR SPARES, CUT AND MODIFY STD SUPPORT FINGER | 8 | | | | |
| 13 | 193558 03 | STANDARD ELEMENT CTR END | 8 | | | | |
| OR | 193558 01 | FOR SPARES, CUT AND MODIFY STD SUPPORT FINGER | 8 | | | | |
| 14 | 197717 01 | SEED SAVER CTR | 48 | | | | |
| OR | 291009 01 | SEED SAVER CTR RICE (LONG TIP) | 48 | | | | |
| 15 | 197719 01 | SEED SAVER LH END | 8 | | | | |
| OR | 291011 02 | SEED SAVER RH END RICE (LONG TIP) | 8 | | | | |
| 16 | 197718 02 | SEED SAVER LH CTR | 8 | | | | |
| OR | 291010 01 | SEED SAVER RH CTR RICE (LONG TIP) | 8 | | | | |
| 17 | 194109 01 | CENTRE FINGER LH (AGGRESSIVE) | 8 | | | | |
| OR | 292310 01 | RICE CENTRE FINGER LH (FLAT) | 8 | | | | |
| 18 | HSSF08174 | TENSILOCK SETSCREW | 272 | | | | |
| 19 | 192679 01 | ANTI-WRAP PLATE (HALF SET) | 8 | | | | |
| OR | 192679 01 | ANTI-WRAP PLATE (FULL CTR SET) | 12 | | | | |
| OR | 192679 01 | ANTI-WRAP PLATE (FULL SET) | 16 | | | | |
| 20 | WSH-1034 | PENNY WASHER | 16-32 | | | | |
| 21 | SCW-5180 | SELF TAPPING SCREW | 16-32 | | | | |
| 22 | 197114 01 | ROTOR DRIVE DISC W/A | 1 | | | | |
| 23 | 193103 01 | CTR DRIVE SHFT W/A | 1 | | | | |
| 24 | 192959 01 | OUTER CLAMP RING | 4 | | | | |
| 25 | | | | | | | |
| 26 | 193118 01 | BALANCE WEIGHT | 6 | | | | |
| 27 | 193118 02 | BALANCE WEIGHT | 2 | | | | |
| 28 | 193382 01 | BALANCE WEIGHT | 1 | | | | |
| 29 | 197111 01 | ROTOR DRIVE DISC | 1 | | | | |

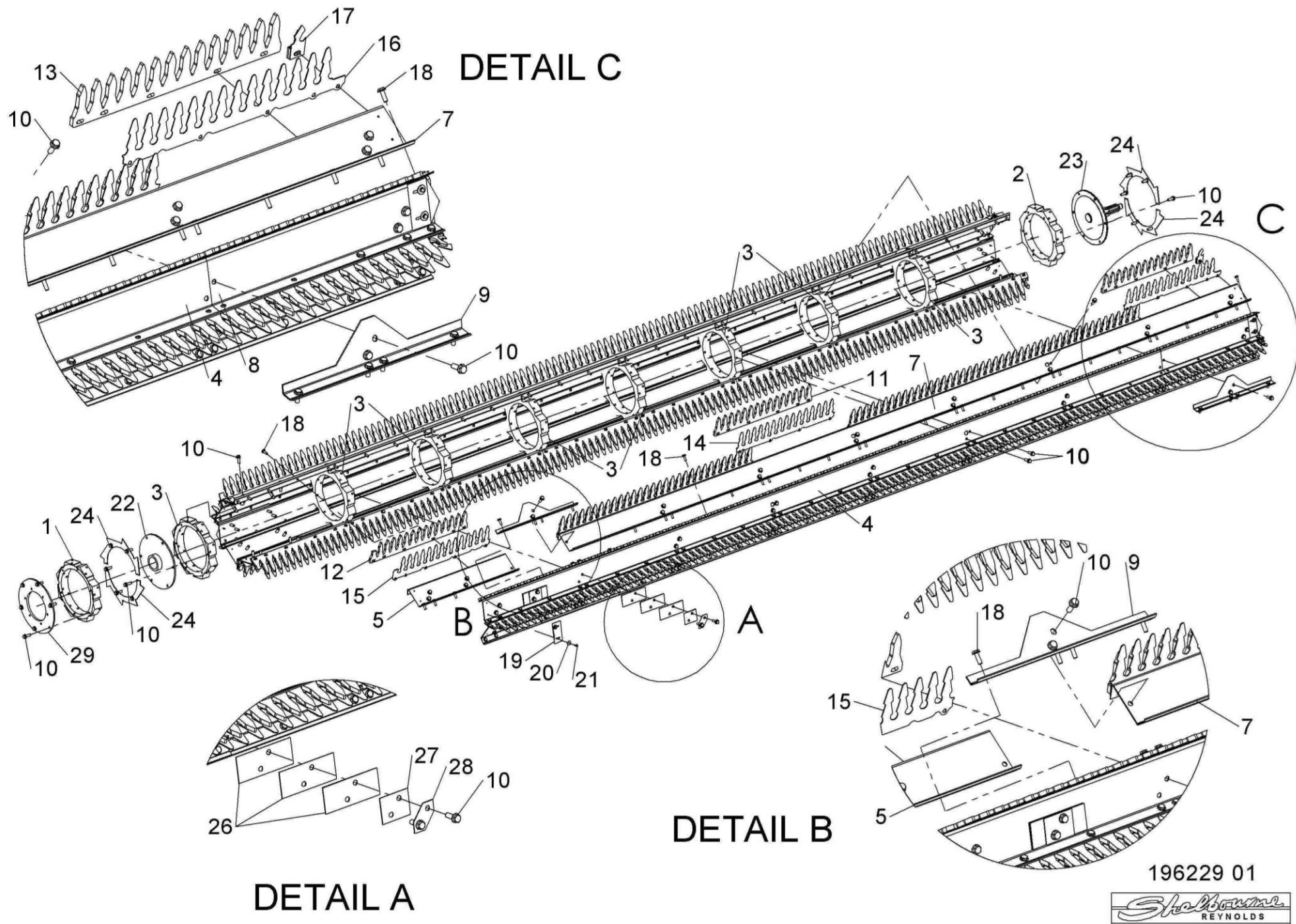
NOTE

197719 01 & 197718 02 ARE CORRECT PARTS WHEN FINGERS SET AGGRESSIVE.

WHEN FLANGES ARE DOWN, i.e., NON-AGGRESSIVE, USE 197719 02 & 198718 01.

NOTE

291011 02 & 291010 01 ARE CORRECT PARTS WHEN FINGERS SET WITH FLANGES DOWN, i.e., NON-AGGRESSIVE, FOR RICE. THESE FINGERS CAN NOT BE SET AGGRESSIVELY



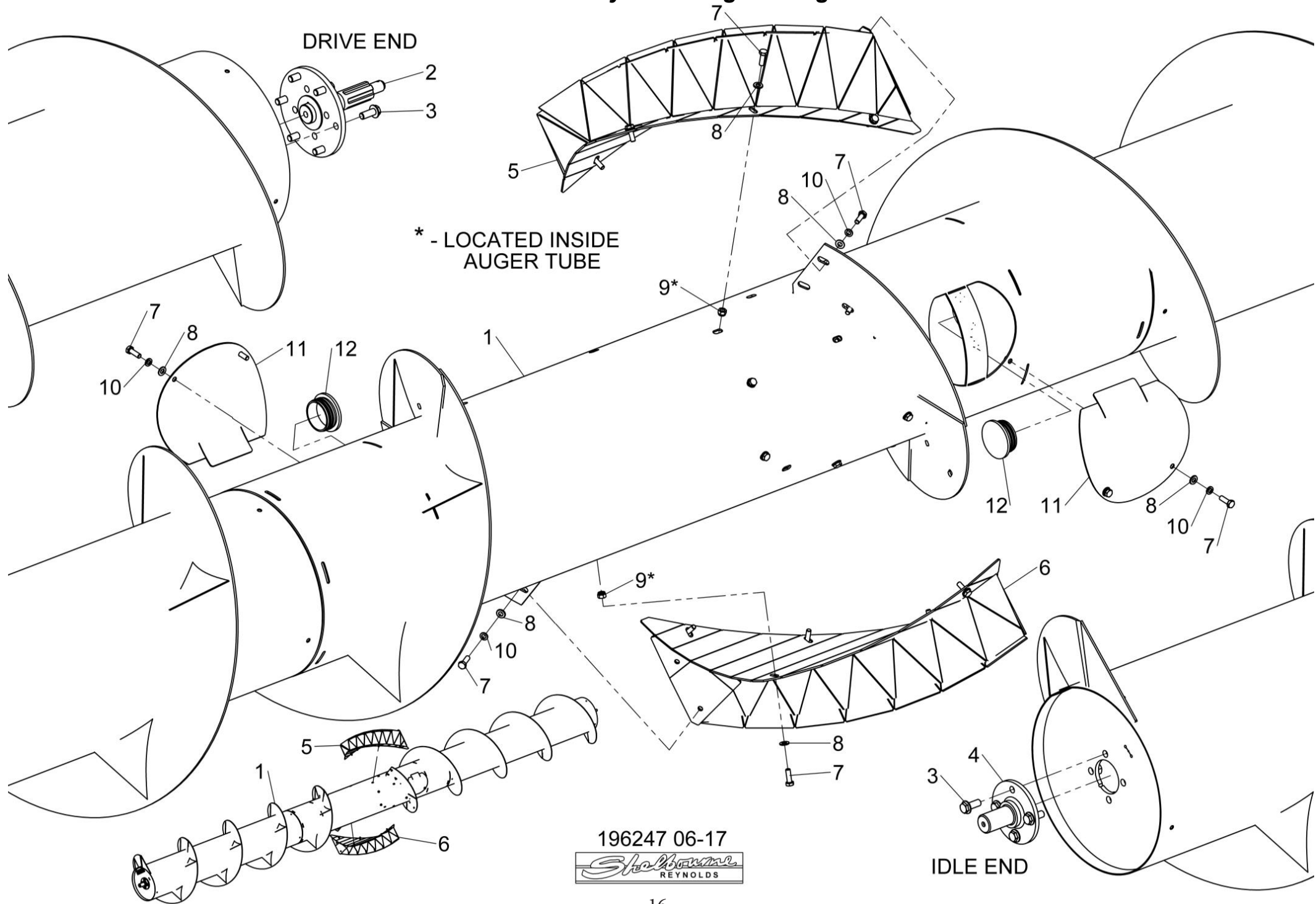
196229 01

Shelbourne
REYNOLDS

Shelbourne Reynolds Engineering Limited

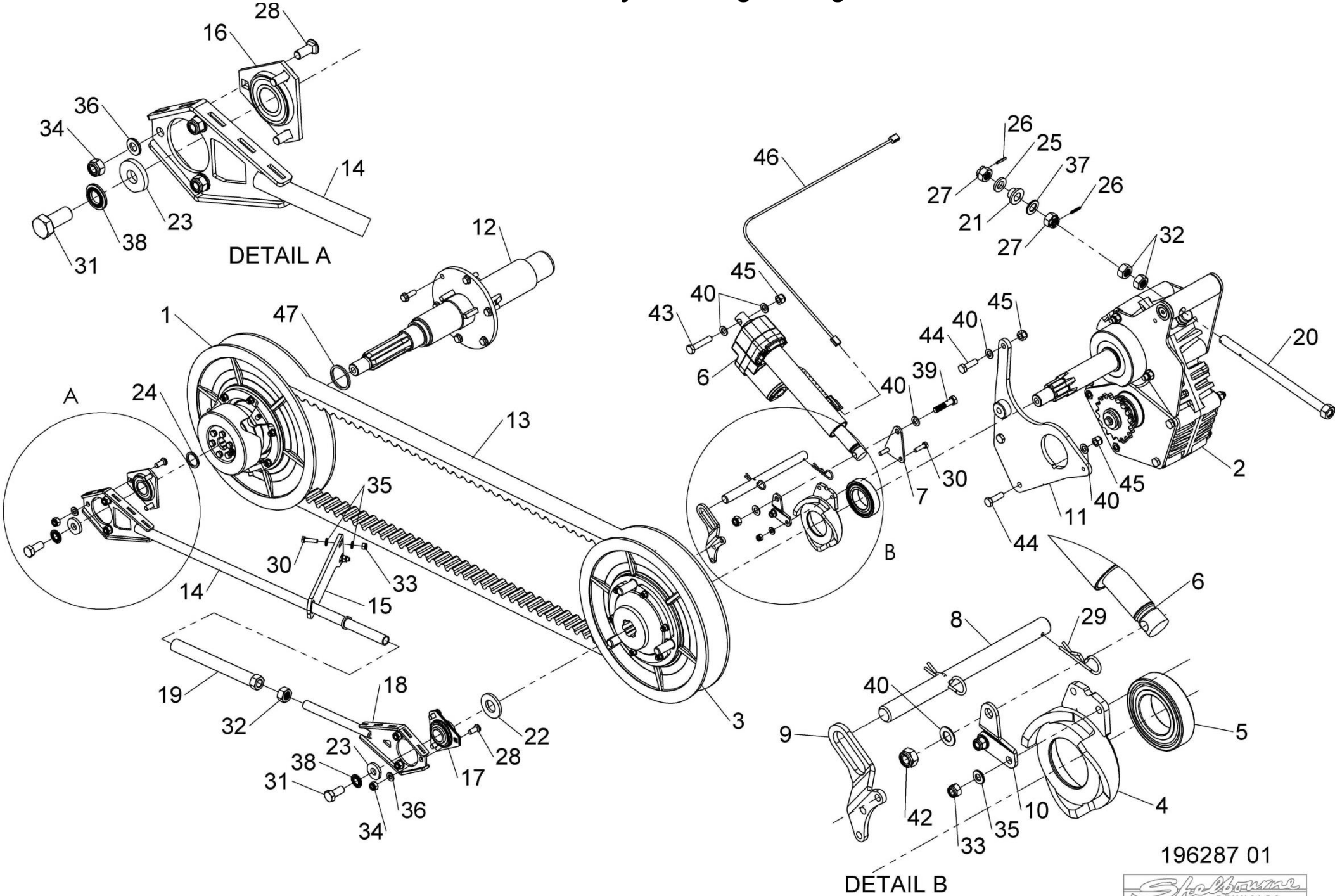
| ASSY NUMBER: 196247 16 | | | | ASSY DESCRIPTION: 9.6m (32') BOLT ON PADDLE AUGER ASSY | | | |
|------------------------|------------|--|-----|--|---------|-------------|-----|
| ITEM | PART NO | DESCRIPTION | QTY | ITEM | PART NO | DESCRIPTION | QTY |
| 1 | 292072 01 | AUGER W/A | 1 | | | | |
| 2 | 195848 01 | AUGER DRIVE SHAFT | 1 | | | | |
| 3 | HSSF12204 | SET SCREW | 10 | | | | |
| 4 | 197704 02 | IDLER SHAFT | 1 | | | | |
| 5 | 197620 01R | AUGER SPIRAL PADDLE LH | 1 | | | | |
| 6 | 197620 02R | AUGER SPIRAL PADDLE RH | 1 | | | | |
| 7 | HSS-0145 | HEX HEAD SCREW | 22 | | | | |
| 8 | WSH-0012 | PLAIN WASHER | 32 | | | | |
| 9 | NUT-0263 | NYLOC NUT | 10 | | | | |
| 10 | WSH-0058 | SPRING WASHER | 12 | | | | |
| 11 | 290590 01 | COVER (4 BOLT) (**32213720 & ON) | 2 | | | | |
| OR | 290550 01 | COVER (4 BOLT) (UPTO ***32213634) | 2 | | | | |
| OR | 194472 01 | COVER (2 BOLT) (UPTO 2021) | 2 | | | | |
| 12 | 21709036 | TUBE PLUG | 2 | | | | |
| 13 | 196247 16R | COMPLETE SPARE AUGER ASSY (CONSISTS OF ITEM 1-12) | | | | | |

Shelbourne Reynolds Engineering Limited



Shelbourne Reynolds Engineering Limited

| ASSY NUMBER: 196287 01 | | | | ASSY DESCRIPTION: VS DRIVE SUB | | | |
|------------------------|----------------|--|-----|--------------------------------|-----------|-----------------------------------|-----|
| ITEM | PART NO | DESCRIPTION | QTY | ITEM | PART NO | DESCRIPTION | QTY |
| 1 | KIT-01445 | ROTOR PULLEY ASSY (2022 & ON) SEE KIT-01445 PAGE FOR PARTS BREAKDOWN | 1 | 19 | 198235 01 | TIE ROD ADJUSTER W/A | 1 |
| OR | KIT-01399 | ROTOR PULLEY ASSY (UPTO 2022) SEE KIT-01399 PAGE FOR PARTS BREAKDOWN | 1 | 20 | 198029 04 | GEARBOX ADJUSTER ROD | 1 |
| 2 | GEA-0058 | INPUT GEARBOX ASSY SEE GEA-0058 PAGE FOR PARTS BREAKDOWN | 1 | 21 | 198028 01 | REAR SPRING BOSS | 1 |
| OR | GEA-0058CNH | SPARE GEARBOX ASSY 35/34T GEARS | | 22 | 190548 36 | WASHER | 1 |
| OR | GEA-0058JD/CIH | SPARE GEARBOX ASSY 37/32T GEARS | | 23 | 198800 48 | WASHER | 2 |
| OR | GEA-0058LEX | SPARE GEARBOX ASSY 33/36T GEARS | | 24 | 198800 03 | WASHER 40x31x8 (CVS**203230 & ON) | 1 |
| 3 | KIT-01386 | REAR PULLEY ASSY SEE KIT-01386 PAGE FOR PARTS BREAKDOWN | 1 | OR | 190548 56 | WASHER 38x31x3 (UPTO CVS**203230) | 1 |
| | | FOR SPARES SUPPLY KIT-01463 | | OR | 190548 56 | WASHER 38x31x3 (2020 & ON) | A/R |
| 4 | 197120 01 | PULLEY ASSY & ACTUATOR CAM KIT | | 25 | 190119 30 | WASHER | 1 |
| 5 | BRG-15050NC3 | INCLUDES KIT-01454 | | 26 | PIN-1620 | ROLL PIN | 2 |
| | | ACTUATOR CAM W/A | 1 | 27 | NUT-0580 | CASTLE NUT | 2 |
| | | BEARING | 1 | 28 | BLT-3745 | COACHBOLT | 6 |
| | | FOR SPARES SUPPLY KIT-01454 | | 29 | CLP-00103 | R CLIP | 2 |
| | | SEE KIT-01454 PAGE FOR PARTS BREAKDOWN | | 30 | HSS-0150 | SETSCREW | 4 |
| 6 | MOTE11008 | ACTUATOR | 1 | 31 | HSS-0315 | SETSCREW | 2 |
| 7 | 198556 01 | MOUNTING PLATE | 1 | 32 | NUT-0185 | PLAIN NUT | 3 |
| 8 | 197102 01 | LOCATING BAR | 1 | 33 | NUT-0263 | NYLOC NUT | 4 |
| 9 | 199477 01 | MOUNTING BRACKET | 1 | 34 | NUT-0265 | NYLOC NUT | 6 |
| 10 | 198557 01 | MOUNTING BRACKET | 1 | 35 | WSH-0012 | PLAIN WASHER | 6 |
| 11 | 290508 01 | GEARBOX SUPPORT PLT W/A | 1 | 36 | WSH-0015 | PLAIN WASHER | 6 |
| 12 | 291704 01 | DRIVE SHAFT (CVS**203230&ON) | 1 | 37 | WSH-0030 | PLAIN WASHER | 1 |
| OR | 198223 01 | DRIVE SHAFT (UPTO CVS**203230) | 1 | 38 | WSHA30161 | LOCKWASHER | 2 |
| | | SPARES FIT 291704 01 & 198800 03 | | 39 | BLTA12350 | HEX.HEAD BOLT | 1 |
| 13 | BEL-27360C | VARI SPEED BLET (2020 & ON) | 1 | 40 | WSH-0018 | PLAIN WASHER | 6 |
| OR | BEL-27357 | VARI SPEED BELT (UP TO 2020 (CAN SUPPLY BEL-27360C) | 1 | 41 | WSH-0019 | PLAIN WASHER (THIN) | 1 |
| 14 | 198236 01 | TIE BAR W/A | 1 | 42 | NUT-0270 | NYLOC NUT (THIN) | 1 |
| 15 | 290560 01 | TIE ROD RETAINER | 1 | 43 | BLTA12380 | HEX.HEAD BOLT | 1 |
| 16 | BRG-23000 | BEARING | 1 | 44 | HSS-0250 | SETSCREW | 3 |
| 17 | BRG-0240 | BEARING | 1 | 45 | NUT-0269 | NYLOC NUT | 4 |
| 18 | 198232 01 | TIE ROD END W/A | 1 | 46 | 195050 07 | LOOM & PLUG ASSY | 1 |
| | | | | 47 | 198800 22 | WASHER 60x51x4 (2020 & ON) | A/R |

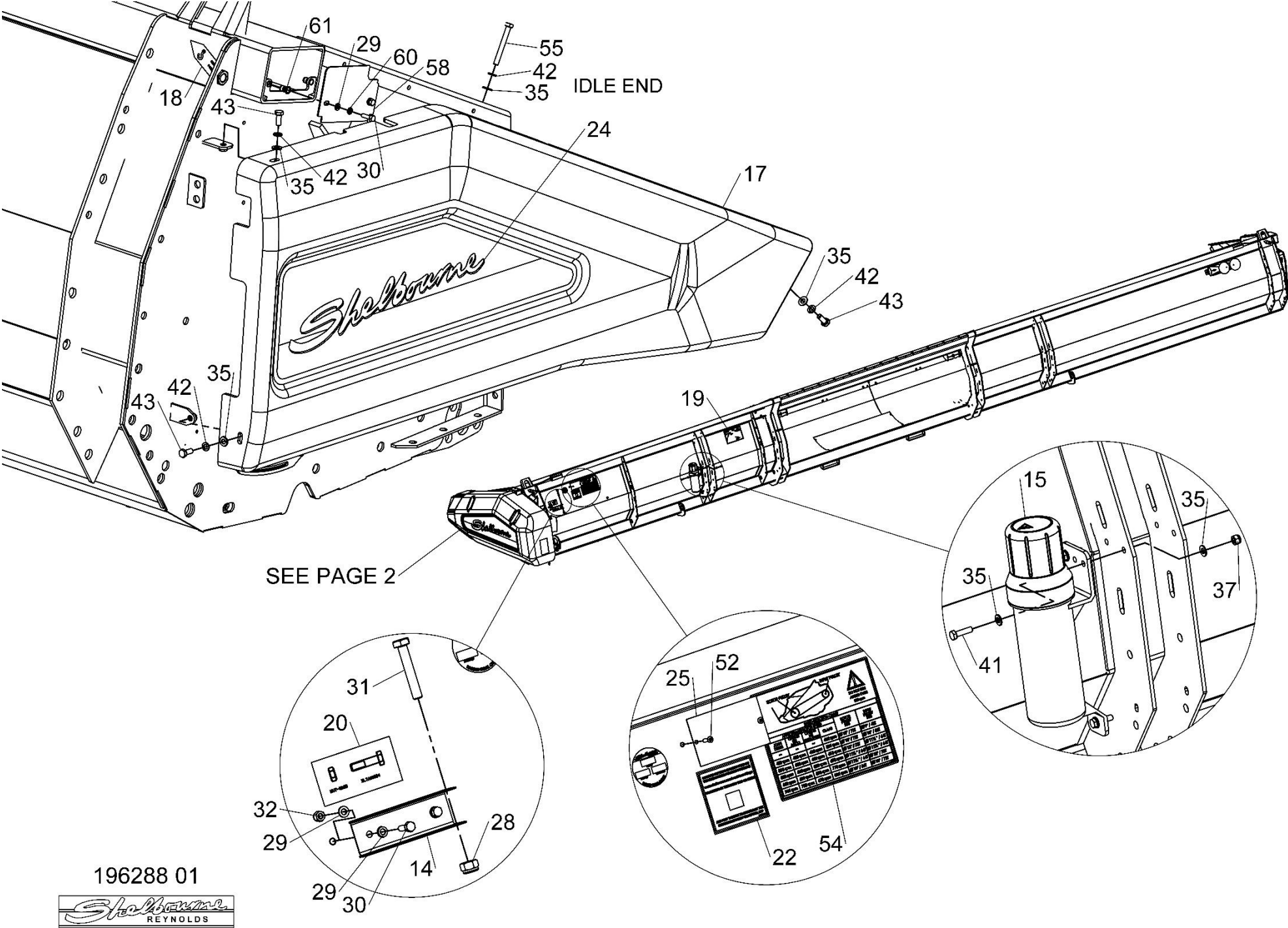


196287 01

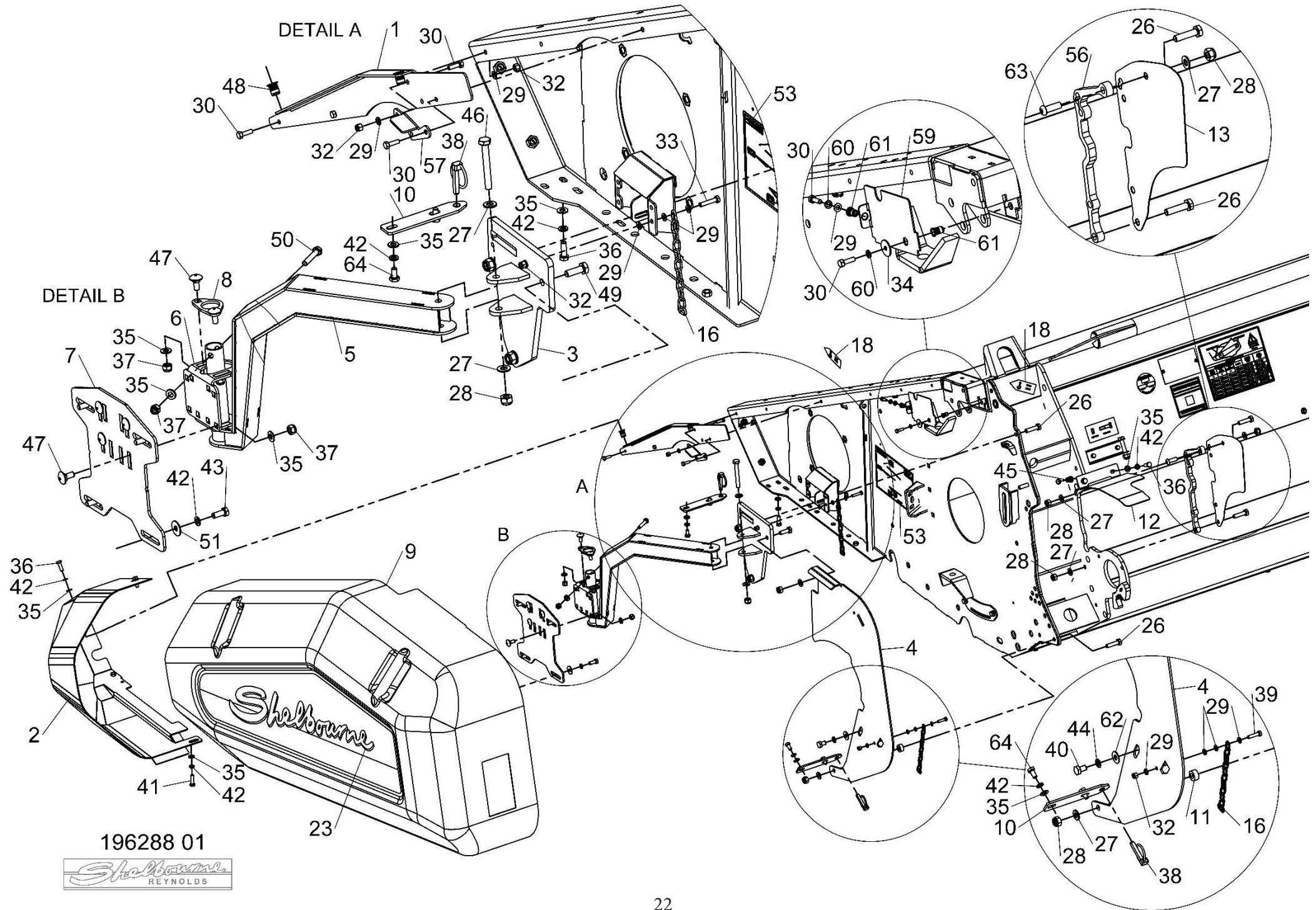


Shelbourne Reynolds Engineering Limited

| ASSY NUMBER: 196288 01 | | | | ASSY DESCRIPTION: EMBLEMS & GUARDS SUB | | | |
|------------------------|-----------|---------------------------------|-------|--|-----------|---------------------------------|-----|
| ITEM | PART NO | DESCRIPTION | QTY | ITEM | PART NO | DESCRIPTION | QTY |
| 1 | 290620 01 | GUARD MOUNTING PLATE | 1 | 40 | HSS-0185 | SETSCREW | 1 |
| 2 | 290494 01 | CORNER GUARD W/A | 1 | 41 | HSS-0150 | SETSCREW | 4 |
| 3 | 290512 01 | PIVOT W/A | 1 | 42 | WSH-0058 | SPRING WASHER | 18 |
| 4 | 290496 01 | GUARD MOUNTING PLATE | 1 | 43 | HSS-0140 | SETSCREW | 7 |
| 5 | 199998 01 | ARM W/A | 1 | 44 | WSH-0061 | SPRING WASHER | 1 |
| 6 | 290118 01 | PIVOT BRACKET | 1 | 45 | NUTA13087 | NUTSERT | 2 |
| 7 | 290119 01 | MOUNTING PLATE | 1 | 46 | BLTA10500 | HEX HEAD BOLT | 1 |
| 8 | 290540 01 | CLAMP BRACKET | 1 | 47 | BLT-4710 | COACH BOLT | 6 |
| 9 | 290000 01 | LH DRIVE GUARD | 1 | 48 | NUTA13080 | NUTSERT | 2 |
| 10 | 290539 01 | LOCATING PLATE | 2 | 49 | HSS-0194 | SETSCREW | 1 |
| 11 | 190119 19 | WASHER | 1 | 50 | HSS-0155 | SETSCREW | 1 |
| 12 | 198288 01 | GEARBOX COVER PLT | 1 | 51 | WSH-1038 | PENNY WASHER | 4 |
| 13 | 198254 01 | INNER SHIELD PLT (RSD/CSD ONLY) | 1 | 52 | POP-0006 | POP RIVET | 2 |
| 14 | 191841 03 | SHEAR BOLT HOLDER | 1 | 53 | 290878 01 | EMBLEM (DRIVE MAINTENANCE) | 1 |
| 15 | PCN-00100 | MANUAL CANISTER | 1 | 54 | 290910 01 | EMBLEM (HTD SPEEDS, RSD ONLY) | 1 |
| 16 | CHN-0145 | CHAIN | 0.17m | OR | 292044 01 | EMBLEM (HTD SPEEDS, CSD ONLY) | 1 |
| 16 | CHN-0145 | CHAIN | 0.17m | 55 | HSSA08440 | SETSCREW (2019 & ON) | 1 |
| 17 | 290001 01 | IDLE END GUARD | 1 | 56 | 198253 01 | INNER SHIELD RIB (RSD/CSD ONLY) | 1 |
| 18 | 190702 04 | EMBLEM (SLING POINT) | 4 | 57 | 290880 01 | GUARD SUPPORT (2019 & ON) | 1 |
| 19 | 290879 01 | EMBLEM (HEADER MAINTENANCE) | 1 | 58 | 292023 01 | TOP BEAM CAP (2021 & ON) | 1 |
| 20 | 613205 01 | EMBLEM (SHEARBOLT) | 1 | 59 | 292027 01 | TOP BEAM CAP RSD (2022 & ON) | 1 |
| 21 | | | | OR | 292023 01 | TOP BEAM CAP RSD (2021 ONLY) | 1 |
| 22 | 290150 01 | EMBLEM (COMBINE SETTINGS) | 1 | OR | 292027 01 | TOP BEAM CAP CVS (2021 & ON) | 1 |
| 23 | 290640 01 | EMBLEM (SHELBOURNE) | 1 | 60 | WSH-0056 | SPRING WASHER | 4 |
| 24 | 290534 01 | EMBLEM (SHELBOURNE) | 1 | 61 | NUTA13060 | NUTSERT | 4 |
| 25 | 290526 01 | SERIAL NO. PLATE | 1 | 62 | WSHA10101 | PENNY WASHER | 1 |
| 26 | HSS-0202 | SETSCREW | 5 | 63 | SCW-0516 | BUTT HEAD SCREW | 1 |
| 27 | WSH-0015 | PLAIN WASHER | 9 | 64 | HSS-0135 | SETSCREW | 4 |
| 28 | NUT-0265 | NYLOC NUT | 13 | | | | |
| 29 | WSH-0009 | PLAIN WASHER | 20 | | | | |
| 30 | HSS-0086 | SETSCREW | 10 | | | | |
| 31 | BLTA10384 | HEX HEAD BOLT | 5 | | | | |
| 32 | NUT-0260 | NYLOC NUT | 8 | | | | |
| 33 | HSS-0092 | SETSCREW | 1 | | | | |
| 34 | WSH-1036 | PENNY WASHER | 2 | | | | |
| 35 | WSH-0012 | PLAIN WASHER | 27 | | | | |
| 36 | HSS-0145 | SETSCREW | 5 | | | | |
| 37 | NUT-0263 | NYLOC NUT | 10 | | | | |
| 38 | PIN-01950 | LYNCH PIN | 2 | | | | |
| 39 | HSS-0088 | SETSCREW | 1 | | | | |



Shelbourne Reynolds Engineering Limited

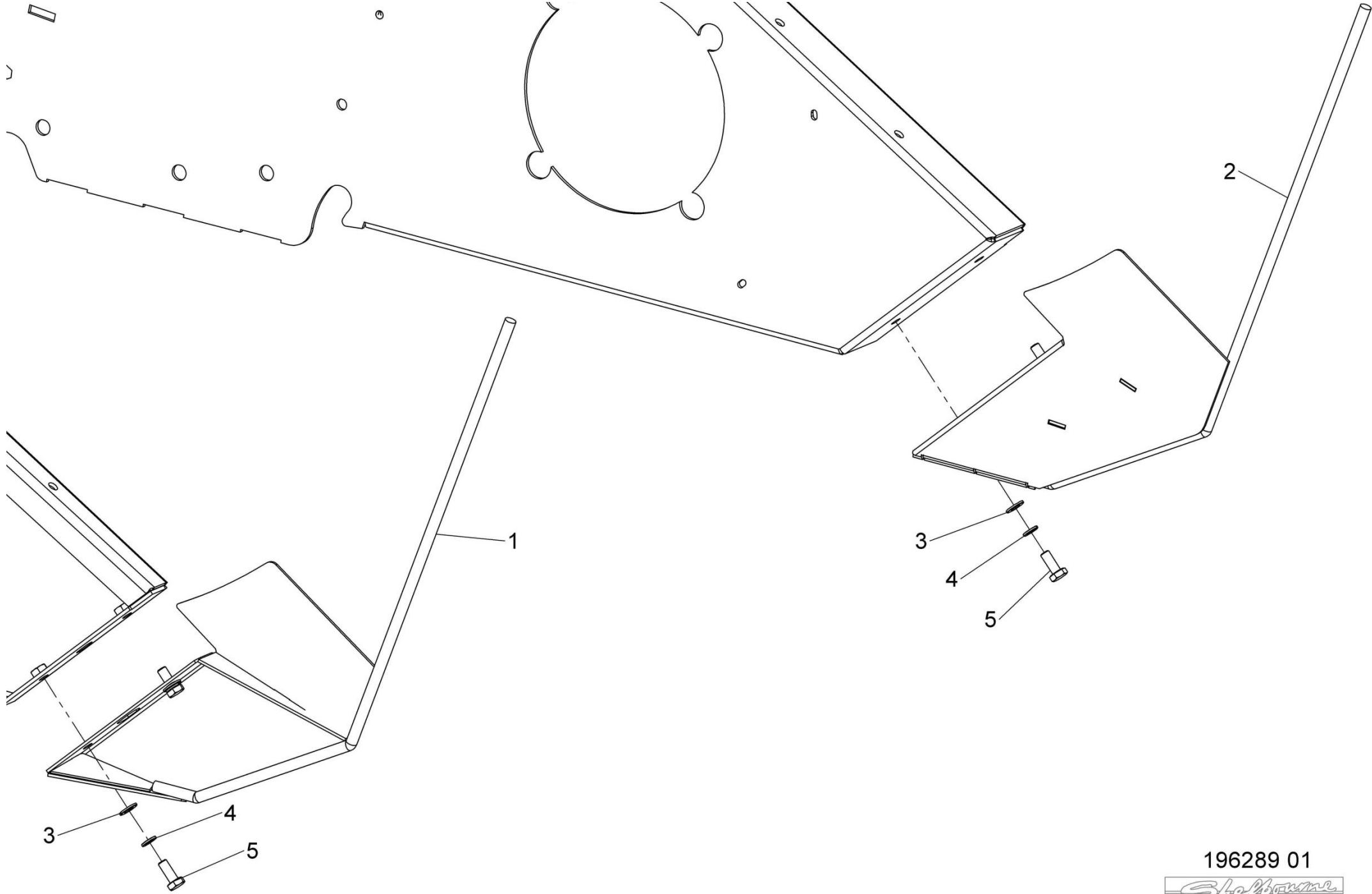


196288 01



Shelbourne Reynolds Engineering Limited

[illegible]



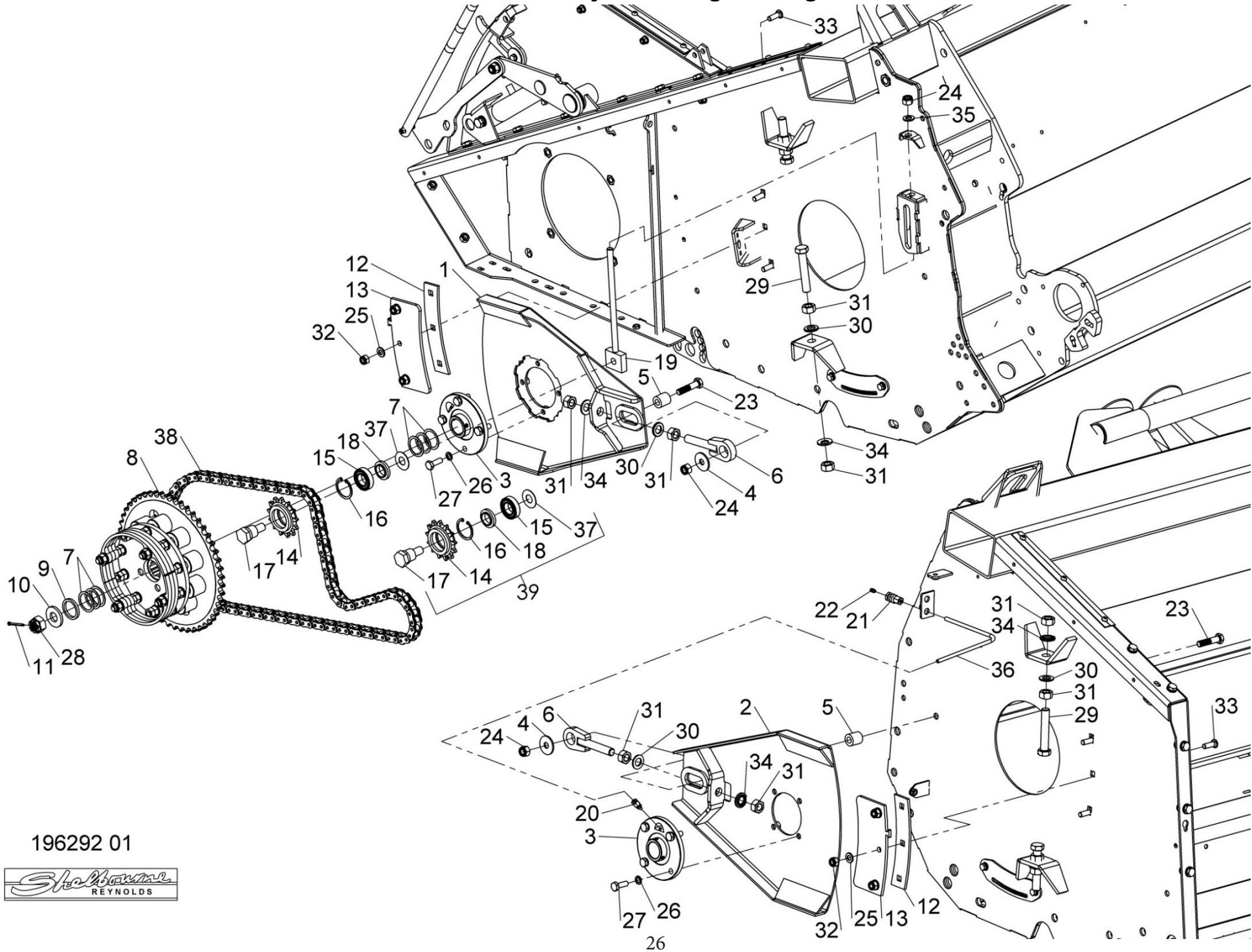
196289 01



Shelbourne Reynolds Engineering Limited

| ASSY NUMBER: 196292 01 | | | | ASSY DESCRIPTION: AUGER MTG SUB ASSY | | | |
|------------------------|-----------|---|-------|--------------------------------------|-----------|--------------------------------|-----|
| ITEM | PART NO | DESCRIPTION | QTY | ITEM | PART NO | DESCRIPTION | QTY |
| 1 | 290353 01 | AUGER ADJUSTER PLT (LH) W/A | 1 | 37 | 190548 04 | SHIM | A/R |
| 2 | 290368 01 | AUGER ADJUSTER PLT (RH) W/A | 1 | 38 | CHN-01991 | CHAIN (99 LINKS c/w JOINER) | 1 |
| 3 | BRG-23560 | BEARING | 2 | OR | CHN-01992 | CHAIN (111 LINKS)FOR 22T SPRKT | 1 |
| 4 | 190119 26 | WASHER | 2 | | | | |
| 5 | 290363 01 | SPACER | 2 | 38a | CHN-01910 | CHAIN HALF LINK | |
| 6 | 290360 01 | ADJUSTER W/A | 2 | 38b | CHN-01901 | JOINING LINK | |
| 7 | 190119 95 | WASHER | 6 | 39 | KIT-00112 | SPARES IDLER SPROCKET ASSY KIT | |
| 8 | KIT-00123 | AUGER DRIVE CLUTCH SEE KIT-00123 PAGE FOR PARTS BREAKDOWN | 1 | | | INC ITEMS 14,15,16,17,18 & 37 | |
| 9 | 190119 82 | WASHER | 1 | | | | |
| 10 | 190119 47 | WASHER | 1 | | | | |
| 11 | PIN-1150 | SPLIT PIN | 1 | | | | |
| 12 | 200407 01 | SUPPORT PLATE | 2 | | | | |
| 13 | 200408 01 | OVERLAP PLATE | 2 | | | | |
| 14 | 131041 01 | IDLER SPROCKET | 2 | | | | |
| 15 | BRG-1995 | BEARING | 2 | | | | |
| 16 | CIR-0470 | INTERNAL CIRCLIP | 2 | | | | |
| 17 | 190060 11 | IDLER SPINDLE | 2 | | | | |
| 18 | 191040 01 | SPACER | 2 | | | | |
| 19 | 290510 01 | CHAIN ADJUSTER W/A | 1 | | | | |
| 20 | LUB-00046 | STRAIGHT ADAPTOR | 1 | | | | |
| 21 | LUB-00052 | BULKHEAD STRAIGHT | 1 | | | | |
| 22 | NIP-00600 | GREASE NIPPLE | 2 | | | | |
| 23 | BLTA12380 | HEX.HEAD BOLT | 2 | | | | |
| 24 | NUT-0269 | NYLOC NUT | 3 | | | | |
| 25 | WSH-0015 | PLAIN WASHER | 6 | | | | |
| 26 | WSH-0061 | SPRING WASHER | 8 | | | | |
| 27 | HSS-0194 | SETSCREW | 8 | | | | |
| 28 | NUT-0580 | CASTLE NUT | 1 | | | | |
| 29 | HSS-0330 | SETSCREW | 4 | | | | |
| 30 | WSH-0024 | PLAIN WASHER | 6 | | | | |
| 31 | NUT-0180 | PLAIN NUT | 12 | | | | |
| 32 | NUT-0265 | NYLOC NUT | 6 | | | | |
| 33 | BLT-3750 | COACH BOLT | 6 | | | | |
| 34 | WSHA30161 | LOCKWASHER | 6 | | | | |
| 35 | WSH-0018 | PLAIN WASHER | 1 | | | | |
| 36 | LUB-00044 | GREASE TUBE | 0.35m | | | | |

Shelbourne Reynolds Engineering Limited

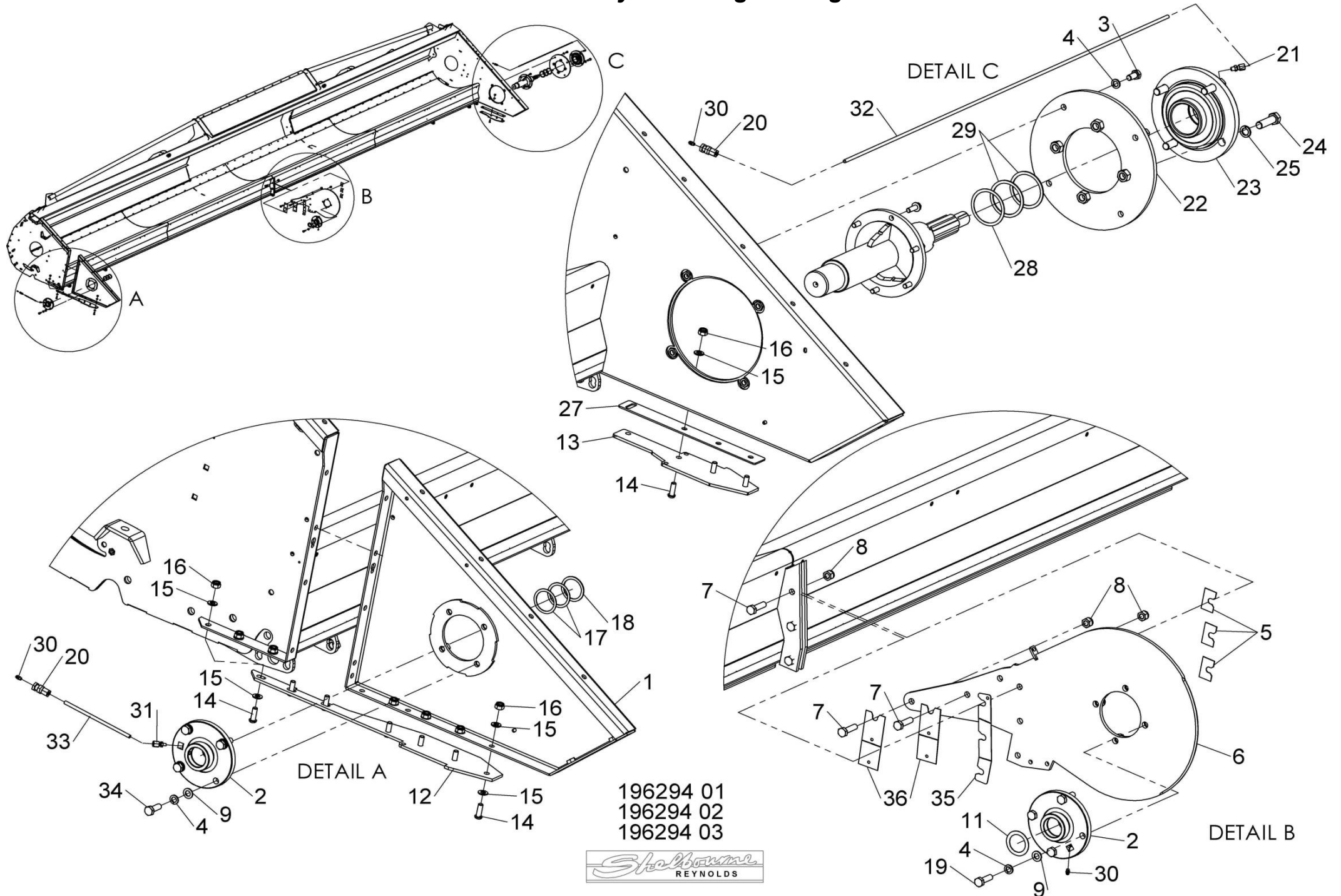


196292 01

Shelbourne Reynolds Engineering Limited

| ASSY NUMBER: 196294 02 | | | | ASSY DESCRIPTION: ROTOR MTG SUB ASSY CVS (70mm SHAFT) | | | |
|------------------------|-----------|---------------------------|-------|---|---------|-------------|-----|
| ITEM | PART NO | DESCRIPTION | QTY | ITEM | PART NO | DESCRIPTION | QTY |
| 1 | 194915 01 | RH SIDE PLATE W/A | 1 | | | | |
| 2 | BRG-3275 | BEARING | 2 | | | | |
| 3 | HSS-0235 | SETSCREW | 4 | | | | |
| 4 | WSH-0065 | SPRING WASHER | 12 | | | | |
| 5 | 194401 01 | SHIM | 3 | | | | |
| 6 | 194400 01 | DIVISION PLATE (CHAMFER) | 1 | | | | |
| 7 | BLTA12290 | BOLT | 5 | | | | |
| 8 | NUTA07120 | AERO-TIGHT NUT | 5 | | | | |
| 9 | WSH-0018 | PLAIN WASHER | 8 | | | | |
| 10 | | | | | | | |
| 11 | 194128 03 | SHIM (1mm) | A/R | | | | |
| 12 | 194404 01 | DIVIDING PLATE RH | 1 | | | | |
| 13 | 290518 01 | DIVIDING PLATE LH | 1 | | | | |
| 14 | SCW-0516 | BUTTON HD SCREW | 10 | | | | |
| 15 | WSH-0015 | PLAIN WASHER | 13 | | | | |
| 16 | NUT-0265 | NYLOC NUT | 10 | | | | |
| 17 | 192876 01 | SHIM (1mm) | A/R | | | | |
| 18 | 192876 02 | SHIM (2mm) | A/R | | | | |
| 19 | HSS-0250 | SETSCREW | 4 | | | | |
| 20 | LUB-00052 | BULKHEAD | 2 | | | | |
| 21 | LUB-00045 | STRAIGHT ADAPTOR | 1 | | | | |
| 22 | 198122 01 | BEARING SUPPORT | 1 | | | | |
| 23 | BRG-27040 | BEARING | 1 | | | | |
| 24 | HSS-0318 | SETSCREW (2021 & ON) | 4 | | | | |
| OR | HSS-0319 | SETSCREW (UPTO 2021) | 4 | | | | |
| 25 | WSH-0070 | SPRING WASHER (2021 & ON) | 4 | | | | |
| OR | WSH-0024 | PLAIN WASHER (UPTO 2021) | 4 | | | | |
| 26 | NUT-0271 | NYLOC NUT (UPTO 2021) | 4 | | | | |
| 27 | 290519 01 | FOOT PACKER PLATE | 1 | | | | |
| 28 | 190548 73 | WASHER | 2 | | | | |
| 29 | 190548 74 | WASHER | 2 | | | | |
| 30 | NIP-00600 | GREASE NIPPLE | 2 | | | | |
| 31 | LUB-00046 | STRAIGHT ADAPTOR | 1 | | | | |
| 32 | LUB-00044 | GREASE TUBE | 0.35m | | | | |
| 33 | LUB-00044 | GREASE TUBE | 1.25m | | | | |
| 34 | HSS-0241 | SETSCREW | 4 | | | | |
| 35 | 199889 01 | SHIM 1mm | A/R | | | | |
| OR | 199889 02 | SHIM 2mm | A/R | | | | |
| 36 | 199890 01 | SHIM 1mm | A/R | | | | |
| OR | 199890 02 | SHIM 2mm | A/R | | | | |

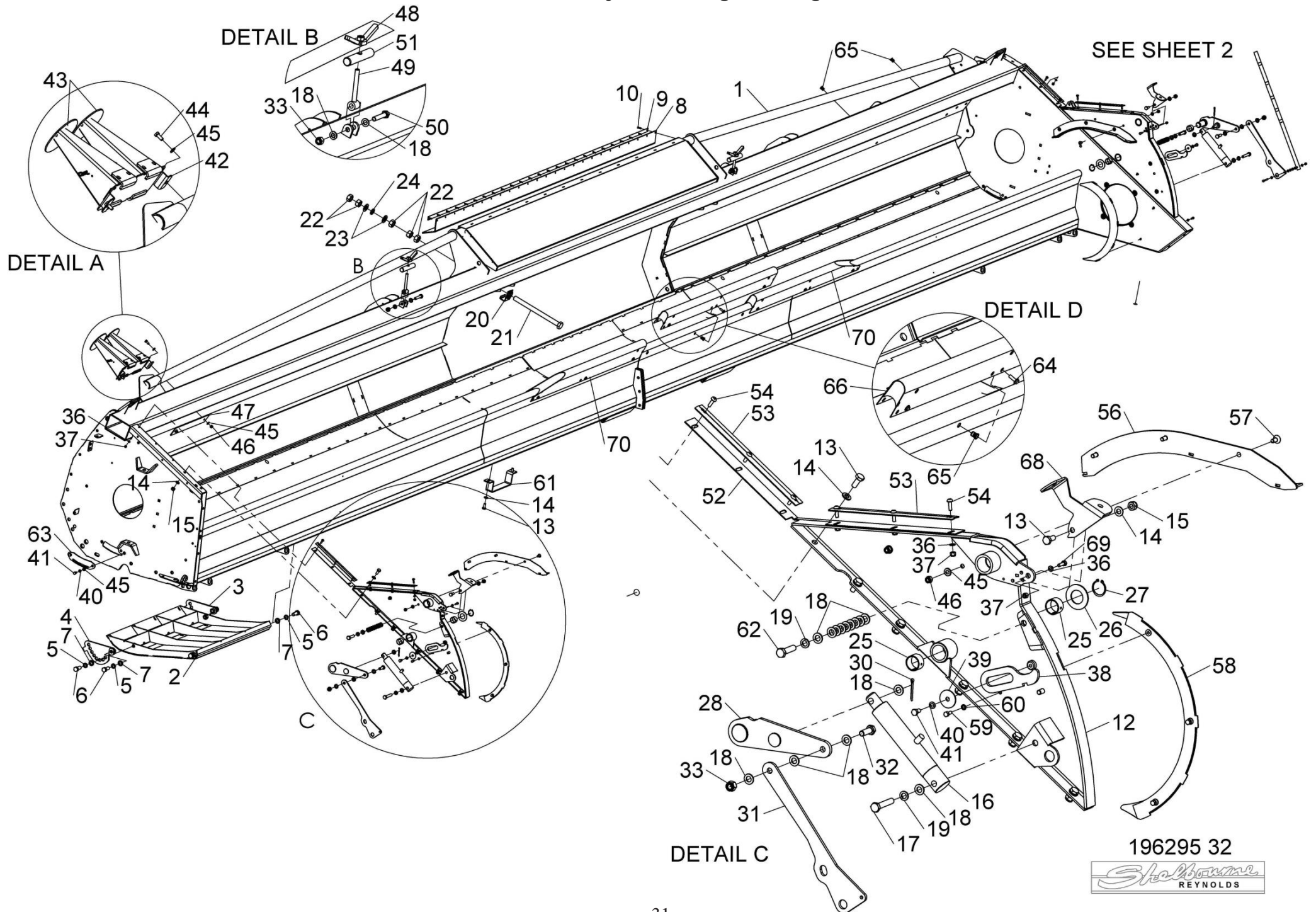
Shelbourne Reynolds Engineering Limited

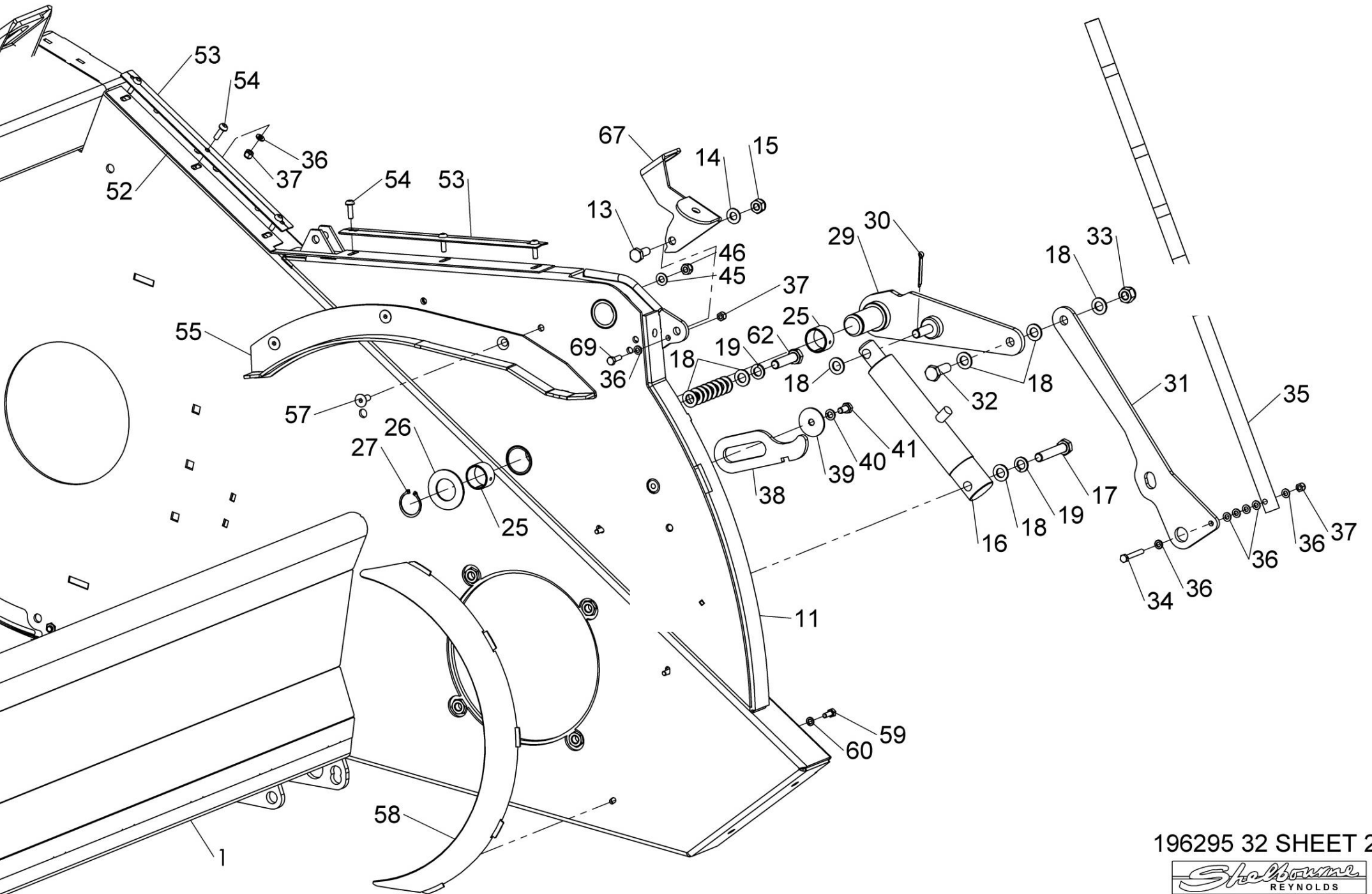


Shelbourne Reynolds Engineering Limited

| ASSY NUMBER: 196295 32 | | | | ASSY DESCRIPTION: Cvs32 FRAME & PARTS SUB ASSY | | | |
|------------------------|-----------|----------------------------|-----|--|-----------|----------------------|-----|
| ITEM | PART NO | DESCRIPTION | QTY | ITEM | PART NO | DESCRIPTION | QTY |
| 1 | 290500 01 | CVS32 MAINFRAME W/A | 1 | 39 | 190119 05 | WASHER | 2 |
| 2 | 194395 01 | SKID W/A | 4 | 40 | WSH-0058 | SPRING WASHER | 6 |
| 3 | 193828 01 | SKID ADJUSTER LH | 4 | 41 | HSS-0135 | SETSCREW | 6 |
| 4 | 193828 02 | SKID ADJUSTER RH | 4 | 42 | 193221 01 | HEADER STAND BRACKET | 1 |
| 5 | WSHA30161 | LOCK WASHER (2019 & ON) | 24 | 43 | 290520 01 | HEADER STAND | 2 |
| OR | WSH-0070 | SPRING WASHER (UP TO 2019) | 24 | 44 | HSS-0145 | SETSCREW | 2 |
| 6 | HSS-0317 | SETSCREW | 24 | 45 | WSH-0012 | PLAIN WASHER | 14 |
| 7 | WSH-0024 | PLAIN WASHER (UP TO 2019) | 24 | 46 | NUT-0263 | NYLOC NUT | 8 |
| 8 | 194545 01 | RUBBER SEAL | 1 | 47 | 195541 01 | BACKING PLATE | 1 |
| 9 | 194493 01 | CLAMP STRIP | 1 | 48 | 193244 01 | RETAINING NUT | 2 |
| 10 | POP-0006 | POP RIVET | 25 | 49 | 193248 01 | RETAINING SCREW | 2 |
| 11 | 194913 01 | TOP SIDE PLATE LH | 1 | 50 | BLTA12380 | BOLT | 2 |
| 12 | 194913 02 | TOP SIDE PLATE RH | 1 | 51 | 193251 01 | RETAINING BAR | 2 |
| 13 | HSS-0191 | SETSCREW | 18 | 52 | 194000 01 | RUBBER SEAL | 2 |
| 14 | WSH-0015 | PLAIN WASHER | 30 | 53 | 199567 01 | CLAMP STRIP | 4 |
| 15 | NUT-0265 | NYLOC NUT | 14 | 54 | SCW-4960 | BUTT HD SCREW | 12 |
| 16 | 195075 01 | HYDRAULIC RAM | 2 | 55 | 194385 01 | RUNNER ASSY LH | 1 |
| 16a | RMSK00030 | RAM SEAL KIT | | 56 | 194385 02 | RUNNER ASSY RH | 1 |
| 17 | BLTA12410 | BOLT | 2 | 57 | SCW-1735 | CSK SOCKET HD SCW | 6 |
| 18 | WSH-0018 | PLAIN WASHER | 32 | 58 | 193363 01 | ROTOR DEFLECTOR | 2 |
| 19 | WSH-0065 | SPRING WASHER | 4 | 59 | HSS-0084 | SETSCREW | 6 |
| 20 | 194987 01 | LOCKING ASSY | 2 | 60 | WSH-0056 | SPRING WASHER | 6 |
| 21 | HSSA24994 | SETSCREW | 2 | 61 | 195126 01 | STRAP | 2 |
| 22 | NUT-0190 | PLAIN NUT | 10 | 62 | HSS-0260 | BOLT (SHIPPING ONLY) | 2 |
| 23 | WSH-0036 | PLAIN WASHER | 4 | 63 | 195844 01 | COVER PLATE | 2 |
| 24 | 190548 62 | WASHER | 2 | 64 | HSSF08174 | TENSILOCK SETCREW | 18 |
| 25 | BSHK03047 | BUSH | 4 | 65 | NUTA13080 | NUTSERT | 20 |
| 26 | WSH-1547 | PLAIN WASHER | 2 | 66 | 290372 01 | SPILL PLATE | 1 |
| 27 | CIR-1150 | CIRCLIP | 2 | 67 | 198958 01 | LH LIGHT BRACKET | 1 |
| 28 | 194538 06 | LIFT ARM LH | 1 | 68 | 198958 02 | RH LIGHT BRACKET | 1 |
| 29 | 194538 07 | LIFT ARM RH | 1 | 69 | HSS-0086 | SETSCREW | 2 |
| 30 | PIN-1150 | SPLIT PIN | 2 | 70 | 291700 01 | TAPERED SPILL PLATE | 2 |
| 31 | 194537 01 | LINK ARM | 2 | | | | |
| 32 | HSS-0250 | SETSCREW | 2 | | | | |
| 33 | NUT-0269 | NYLOC NUT | 4 | | | | |
| 34 | HSSA06290 | SETSCREW | 1 | | | | |
| 35 | 192494 01 | NOSE HEIGHT INDICATOR ROD | 1 | | | | |
| 36 | WSH-0009 | PLAIN WASHER | 21 | | | | |
| 37 | NUT-0260 | NYLOC NUT | 15 | | | | |
| 38 | 192809 01 | NOSE STOP LATCH | 2 | | | | |

Shelbourne Reynolds Engineering Limited

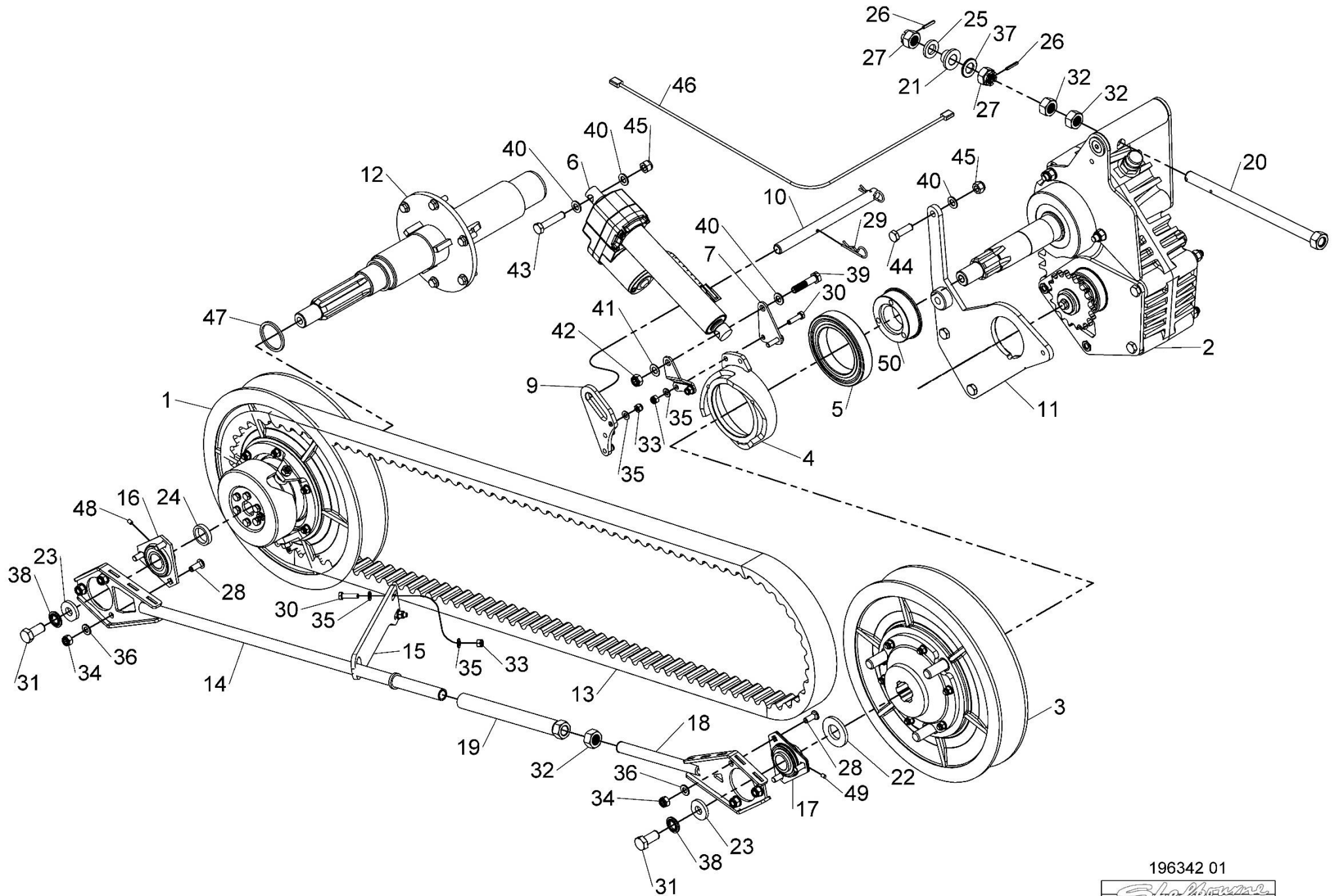




Shelbourne Reynolds Engineering Limited

| ASSY NUMBER: 196342 01 | | | | ASSY DESCRIPTION: VS DRIVE SUB (2023 & ON) | | | |
|------------------------|----------------|---|-----|--|-----------|-----------------------|-----|
| ITEM | PART NO | DESCRIPTION | QTY | ITEM | PART NO | DESCRIPTION | QTY |
| 1 | KIT-01445 | ROTOR PULLEY ASSY) SEE KIT-01445 PAGE FOR PARTS BREAKDOWN | 1 | 30 | HSS-0150 | SETSCREW | 4 |
| 2 | GEA-0058 | INPUT GEARBOX ASSY SEE GEA-0058 PAGE FOR PARTS BREAKDOWN | 1 | 31 | HSS-0315 | SETSCREW | 2 |
| OR | GEA-0058CNH | SPARE GEARBOX ASSY 35/34T GEARS | | 32 | NUT-0185 | PLAIN NUT | 3 |
| OR | GEA-0058JD/CIH | SPARE GEARBOX ASSY 37/32T GEARS | | 33 | NUT-0263 | NYLOC NUT | 4 |
| OR | GEA-0058LEX | SPARE GEARBOX ASSY 33/36T GEARS | | 34 | NUT-0265 | NYLOC NUT | 6 |
| 3 | KIT-01463 | REAR PULLEY & ACTUATOR CAM ASSY INC ITEMS 4,5,7,8,9,30 & 50 SEE KIT-01463 PAGE FOR PARTS BREAKDOWN | 1 | 35 | WSH-0012 | PLAIN WASHER | 6 |
| 4 | 292704 01 | ACTUATOR CAM W/A | 1 | 36 | WSH-0015 | PLAIN WASHER | 6 |
| 5 | BRG-19500NC3 | BEARING | 1 | 37 | WSH-0030 | PLAIN WASHER | 1 |
| 6 | MOTE11008 | ACTUATOR | 1 | 38 | WSHA30161 | LOCK WASHER | 2 |
| 7 | 292709 01 | ACTUATOR BRACKET | 1 | 39 | BLTA12350 | HEX.HEAD BOLT | 1 |
| 8 | 292710 01 | FOLDED ACTUATOR BRACKET | 1 | 40 | WSH-0018 | PLAIN WASHER | 6 |
| 9 | 292737 01 | STATIC CAM PLATE | 1 | 41 | WSH-0019 | PLAIN WASHER (THIN) | 1 |
| 10 | 198558 01 | CAM RETAINING BAR | 1 | 42 | NUT-0270 | NYLOC NUT (THIN) | 1 |
| 11 | 290508 01 | GEARBOX SUPPORT PLT W/A | 1 | 43 | BLTA12380 | HEX.HEAD BOLT | 1 |
| 12 | 291704 01 | DRIVE SHAFT | 1 | 44 | HSS-0250 | SETSCREW | 3 |
| 13 | BEL-27360C | VARI SPEED BELT | 1 | 45 | NUT-0269 | NYLOC NUT | 4 |
| 14 | 198236 01 | TIE BAR W/A | 1 | 46 | 195050 07 | LOOM & PLUG ASSY | 1 |
| 15 | 290560 01 | TIE ROD RETAINER | 1 | 47 | 198800 22 | WASHER 60x51x4 | A/R |
| 16 | BRG-23000 | BEARING | 1 | 48 | SCGA06047 | GRUB SCREW 1.00 PITCH | 1 |
| 17 | BRG-0240 | BEARING | 1 | 49 | SCGF06047 | GRUB SCREW 0.75 PITCH | 1 |
| 18 | 198232 01 | TIE ROD END W/A | 1 | 50 | 292695 01 | BEARING BOSS | 1 |
| 19 | 198235 01 | TIE ROD ADJUSTER W/A | 1 | | | | |
| 20 | 198029 04 | GEARBOX ADJUSTER ROD | 1 | | | | |
| 21 | 198028 01 | REAR SPRING BOSS | 1 | | | | |
| 22 | 190548 36 | WASHER | 1 | | | | |
| 23 | 198800 48 | WASHER | 2 | | | | |
| 24 | 198800 03 | WASHER 40x31x8 | 1 | | | | |
| OR | 190548 56 | WASHER 38x31x3 | A/R | | | | |
| 25 | 190119 30 | WASHER | 1 | | | | |
| 26 | PIN-1620 | ROLL PIN | 2 | | | | |
| 27 | NUT-0580 | CASTLE NUT | 2 | | | | |
| 28 | BLT-3745 | COACHBOLT | 6 | | | | |
| 29 | CLP-00103 | R CLIP | 2 | | | | |

Shelbourne Reynolds Engineering Limited

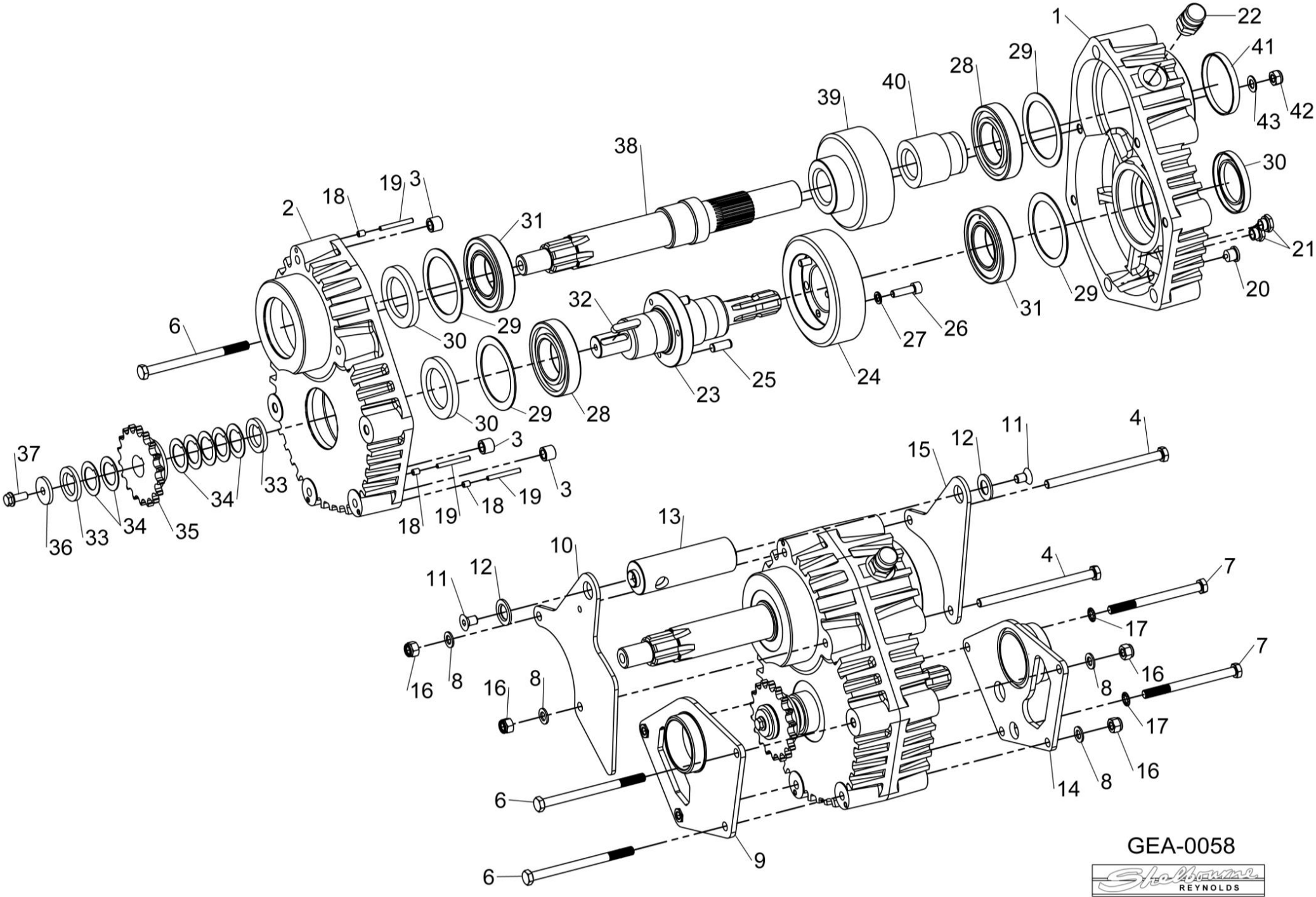


196342 01



Shelbourne Reynolds Engineering Limited

| ASSY NUMBER: GEA-0058 | | | | ASSY DESCRIPTION: INPUT GEARBOX ASSY VARIABLE SPEED | | | |
|-----------------------|-----------|----------------------------|-----|---|----------------|--|-----|
| ITEM | PART NO | DESCRIPTION | QTY | ITEM | PART NO | DESCRIPTION | QTY |
| 1 | 197619 03 | CASE HALF (PTO SIDE) | 1 | OR | 192768 08 | AUGER DRIVE SPROCKET (13T) | 1 |
| 2 | 197619 02 | CASE HALF (PULLEY SIDE) | 1 | OR | 192768 20 | AUGER DRIVE SPROCKET (12T) | 1 |
| 3 | 192598 01 | DOWEL | 3 | 36 | 190548 01 | RETAINING WASHER | 1 |
| 4 | BLTA12810 | HEX HEAD BOLT | 2 | 37 | HSSF10174 | HEX HD SCREW | 1 |
| 5 | | | | 38 | 194964 01 | PINION SHAFT | 1 |
| 6 | BLTA12750 | HEX HEAD BOLT | 3 | 39 | 193599 09 | PINION GEAR (32 TOOTH) | 1 |
| 7 | BLT-2276 | HEX.HEAD BOLT | 2 | OR | 193599 11 | PINION GEAR (34 TOOTH) | 1 |
| 8 | WSH-0018 | PLAIN WASHER | 4 | OR | 193599 12 | PINION GEAR (30 TOOTH) | 1 |
| 9 | 198021 01 | G/BOX MTG PLT LH | 1 | OR | 193599 13 | PINION GEAR (36 TOOTH) | 1 |
| 10 | 198026 01 | G/BOX ADJ PLT LH | 1 | 40 | 195526 01 | SLEEVE | 1 |
| 11 | SCW-1930 | CSK SKT HD SCREW | 2 | 41 | SEAZ09000 | CORE PLUG SEAL | 1 |
| 12 | 198024 01 | CSK WASHER | 2 | 42 | NUT-0270 | NYLOC NUT (THIN) | 1 |
| 13 | 198023 01 | GEARBOX ADJUSTER | 1 | 43 | WSH-0019 | PLAIN WASHER (FORM B) | 1 |
| 14 | 198022 01 | G/BOX MTG PLT RH | 1 | | | | |
| 15 | 198025 01 | G/BOX ADJ PLT RH | 1 | | | | |
| 16 | NUT-0269 | NYLOC NUT | 4 | | GEA-0058CNH | SPARES GEARBOX ASSY C/W 35T & 34T GEARS | |
| 17 | WSHA20121 | SHAKEPROOF WASHER | 2 | | GEA-0058JD/CIH | SPARES GEARBOX ASSY C/W 37T & 32T GEARS | |
| 18 | SCW-4535 | GRUBSCREW | 3 | | GEA-0058LEX | SPARES GEARBOX ASSY C/W 33T & 36T GEARS | |
| 19 | 192597 01 | JACKING ROD | 3 | | | | |
| 20 | FIT-0253 | DRAIN PLUG | 1 | | | | |
| 21 | FITD00005 | SIGHT GLASS/SEAL | 2 | | | | |
| 22 | FIT-0255 | BREATHER | 1 | | | | |
| 23 | 192591 01 | INPUT SHAFT | 1 | | | | |
| 24 | 192592 09 | INPUT GEAR (37 TOOTH) | 1 | | | ABOVE SPARE GEARBOX ASSY DO NOT INCLUDE MOUNTING PLATES & AUGER SPROCKET, ITEMS, 9,10,11, 12,13,14,15,33,34,35,36 & 37 | |
| OR | 192592 11 | INPUT GEAR (35 TOOTH) | 1 | | | | |
| OR | 192592 12 | INPUT GEAR (39 TOOTH) | 1 | | | | |
| OR | 192592 13 | INPUT GEAR (33 TOOTH) | 1 | | | | |
| 25 | PIN-61217 | DOWEL PIN | 3 | | | | |
| 26 | SCW-0196 | CAP HEAD SCREW | 3 | | | | |
| 27 | WSH-0061 | SPRING WASHER | 3 | | | | |
| 28 | BRG-7040 | BEARING | 2 | | | | |
| 29 | 192596 01 | RING | 4 | | | | |
| 30 | SEA-0590 | SHAFT SEAL | 3 | | | | |
| 31 | BRG-16080 | SUPPORT | 2 | | | | |
| 32 | K1008045 | KEY | 1 | | | | |
| 33 | 191692 01 | SPACER | 2 | | | | |
| 34 | 191692 02 | SPACER | 7 | | | | |
| 35 | 192768 18 | AUGER DRIVE SPROCKET (18T) | 1 | | | | |
| OR | 192768 04 | AUGER DRIVE SPROCKET (16T) | 1 | | | | |
| OR | 192768 16 | AUGER DRIVE SPROCKET (15T) | 1 | | | | |
| OR | 192768 10 | AUGER DRIVE SPROCKET (22T) | 1 | | | | |

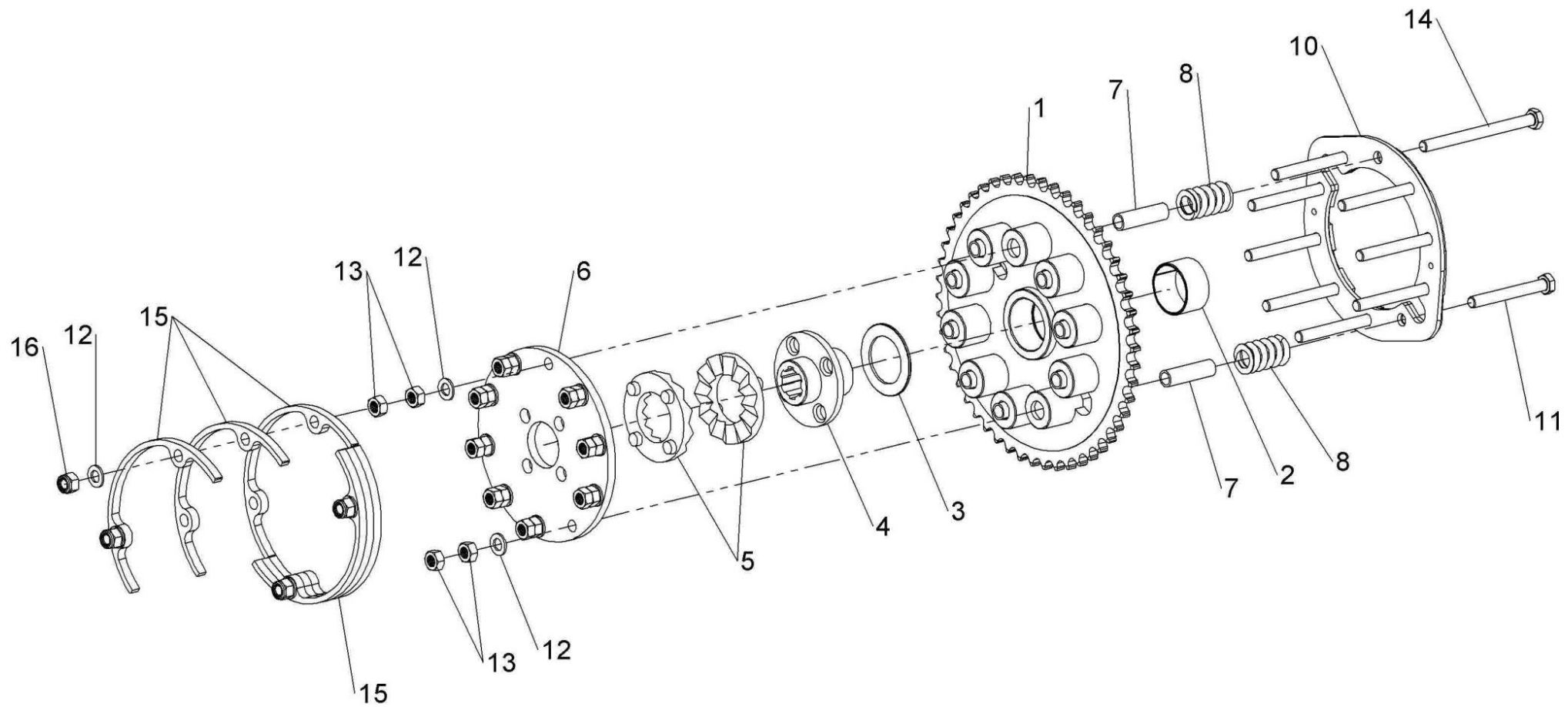


GEA-0058



Shelbourne Reynolds Engineering Limited

| ASSY NUMBER: KIT-00123 | | | | ASSY DESCRIPTION: AUGER SLIP CLUTCH (10 SPRING) | | | |
|------------------------|-----------|--------------------|-----|---|---------|-------------|-----|
| ITEM | PART NO | DESCRIPTION | QTY | ITEM | PART NO | DESCRIPTION | QTY |
| 1 | 290418 01 | 50T SPROCKET ASSY | 1 | | | | |
| 2 | BSHK05056 | BUSH | 1 | | | | |
| 3 | 192008 02 | THRUST WASHER | 1 | | | | |
| 4 | 195850 01 | SPLINED CLUTCH HUB | 1 | | | | |
| 5 | 131005 | CLUTCH PLATE | 2 | | | | |
| 6 | 290335 01 | DRIVE DISC | 1 | | | | |
| 7 | 131073 04 | SPACER | 10 | | | | |
| 8 | 131063 | SPRING | 10 | | | | |
| 9 | | | | | | | |
| 10 | 290336 01 | LOCKING RING | 1 | | | | |
| 11 | BLT-2270 | BOLT | 6 | | | | |
| 12 | WSH-0018 | PLAIN WASHER | 14 | | | | |
| 13 | NUT-0170 | PLAIN NUT | 20 | | | | |
| 14 | HSSA12710 | SETSCREW | 4 | | | | |
| 15 | 290403 01 | BELT SLIPPER | 6 | | | | |
| 16 | NUT-0269 | NYLOC NUT | 4 | | | | |

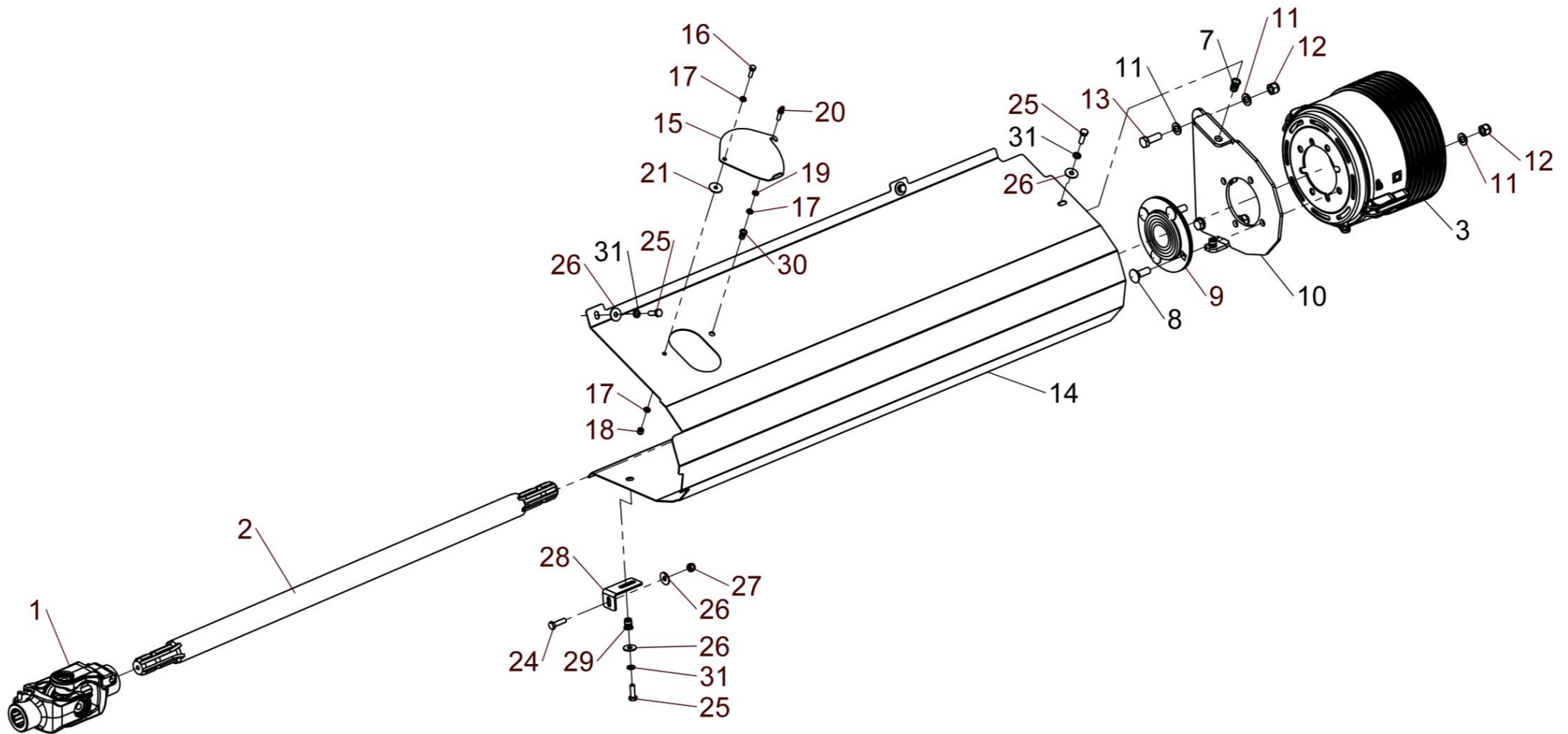


KIT-00123



Shelbourne Reynolds Engineering Limited

| ASSY NUMBER: KIT-00430 | | | | ASSY DESCRIPTION: GEARBOX INPUT SHAFT SUB RSD/CVS/CSD 32 | | | |
|------------------------|-------------|-------------------------------|-----|--|----------|---------------------------|-----|
| ITEM | PART NO | DESCRIPTION | QTY | ITEM | PART NO | DESCRIPTION | QTY |
| 1 | PTO-24000WE | PTO COUPLING | 1 | 31 | WSH-0058 | SPRING WASHER (2014 & ON) | 5 |
| 1a | PTO-00083 | PTO CROSS BEARING | | | | | |
| 1b | KIT-01409 | GREASE POINT KIT | | | | | |
| 2 | 291832 02 | INPUT SHAFT (HARDENED SPLINE) | 1 | | | | |
| | | (RSD32 2020 & ON) | | | | | |
| OR | 192982 12 | INPUT SHAFT (CVS32 & CSD32) | 1 | | | | |
| | | (RSD32 UPTO 2020) | | | | | |
| | | ALL SPARES CAN USE 291832 02 | | | | | |
| 3 | PTO-00975 | PTO CONE (2017 & ON) | 1 | | | | |
| 4 | | | | | | | |
| 5 | | | | | | | |
| 6 | | | | | | | |
| 7 | NUTA13087 | NUTSERT | 2 | | | | |
| 8 | BLTF12233 | COACH BOLT | 4 | | | | |
| 9 | BRG-24500 | BEARING | 1 | | | | |
| 10 | 290469 01 | BEARING MTG PLT (2017 & ON) | 1 | | | | |
| OR | 199608 01 | BEARING MTG PLT (UPTO 2017) | 1 | | | | |
| OR | 197975 01 | BEARING MTG PLT (UPTO 2014) | 1 | | | | |
| 11 | WSH-0018 | PLAIN WASHER | 8 | | | | |
| 12 | NUT-0269 | NYLOC NUT | 6 | | | | |
| 13 | HSS-0241 | SET SCREW | 2 | | | | |
| 14 | 290179 01 | PTO GUARD (2017 & ON) | 1 | | | | |
| OR | 199607 01 | PTO GUARD (UPTO 2017) | 1 | | | | |
| OR | 198210 01 | PTO GUARD (UPTO 2013) | 1 | | | | |
| 15 | 197757 01 | COVER | 1 | | | | |
| 16 | HSS-0086 | SET SCREW | 1 | | | | |
| 17 | WSH-0009 | PLAIN WASHER | 3 | | | | |
| 18 | NUT-0260 | NYLOC NUT | 2 | | | | |
| 19 | WSH-0056 | SPRING WASHER | 1 | | | | |
| 20 | SCW-4701 | THUMBSCREW | 1 | | | | |
| 21 | WSH-1036 | PENNY WASHER | 1 | | | | |
| 22 | | | | | | | |
| 23 | | | | | | | |
| 24 | HSS-0150 | SET SCREW | 1 | | | | |
| 25 | HSS-0145 | SET SCREW | 5 | | | | |
| 26 | WSH-1038 | PENNY WASHER | 6 | | | | |
| 27 | NUT-0263 | NYLOC NUT | 1 | | | | |
| 28 | 199603 01 | SMALL BRACKET (2014 & ON) | 1 | | | | |
| 29 | NUTA13080 | NUTSERT (2014 & ON) | 1 | | | | |
| 30 | NUTA13060 | NUTSERT (2014 & ON) | 1 | | | | |

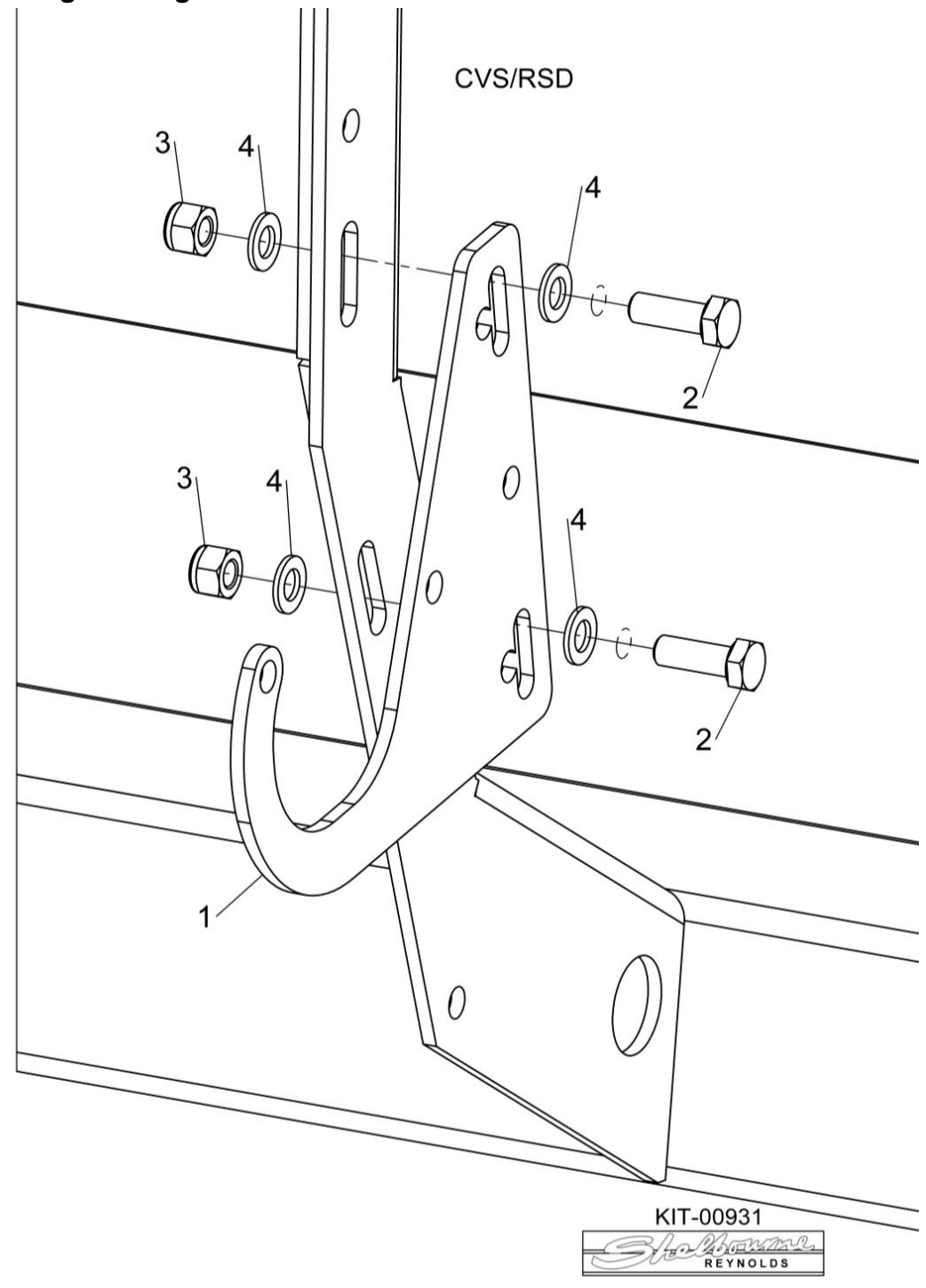
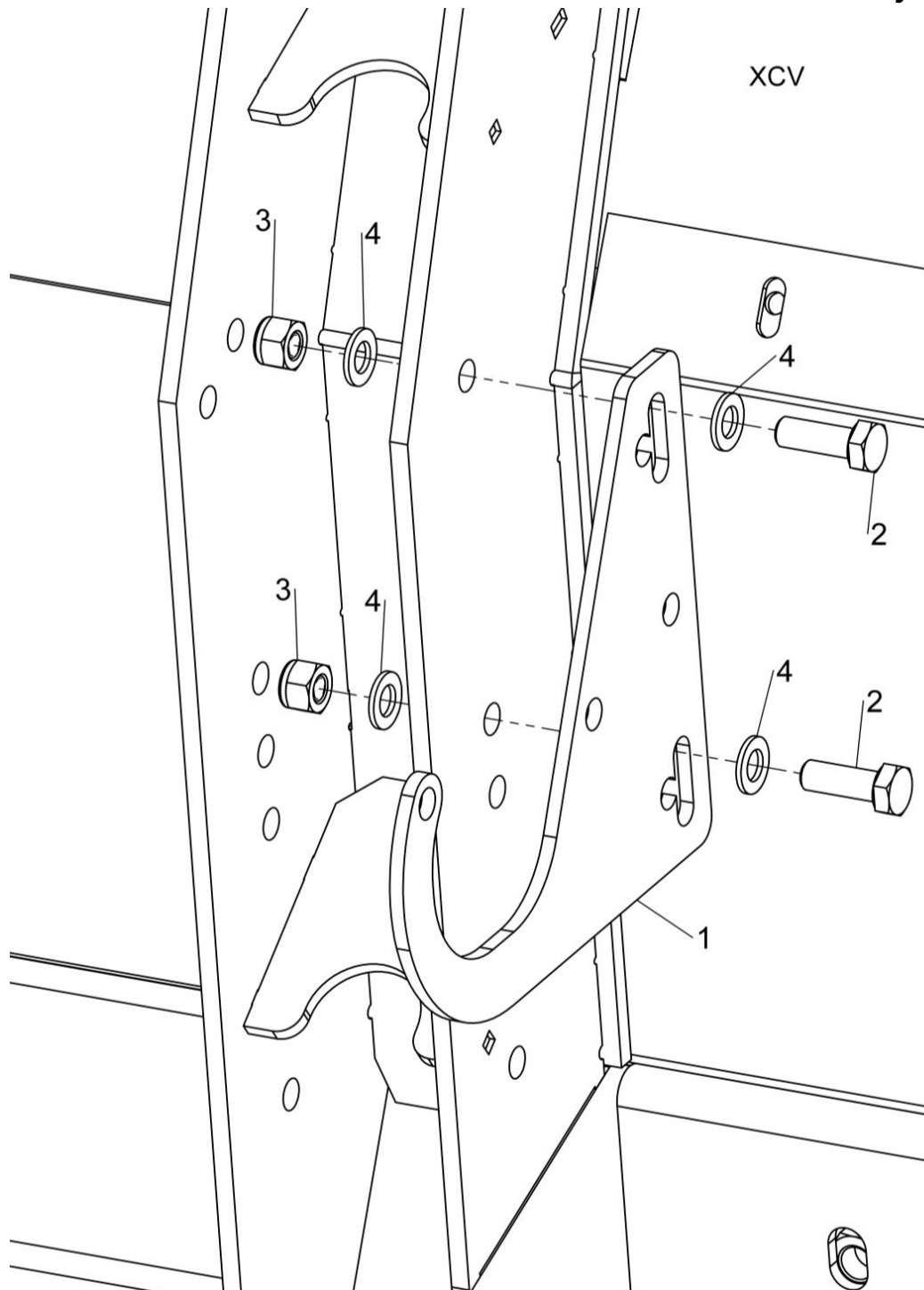


KIT-00430
KIT-00431



Shelbourne Reynolds Engineering Limited

| | | | | | | | |
|------------------------|-----------|--------------|-----|-----------------------------------|---------|-------------|-----|
| ASSY NUMBER: KIT-00931 | | | | ASSY DESCRIPTION: PTO SUPPORT KIT | | | |
| ITEM | PART NO | DESCRIPTION | QTY | ITEM | PART NO | DESCRIPTION | QTY |
| 1 | 191945 01 | PTO SUPPORT | 1 | | | | |
| 2 | HSS-0241 | SETSCREW | 2 | | | | |
| 3 | NUT-0269 | NYLOC NUT | 2 | | | | |
| 4 | WSH-0018 | PLAIN WASHER | 4 | | | | |

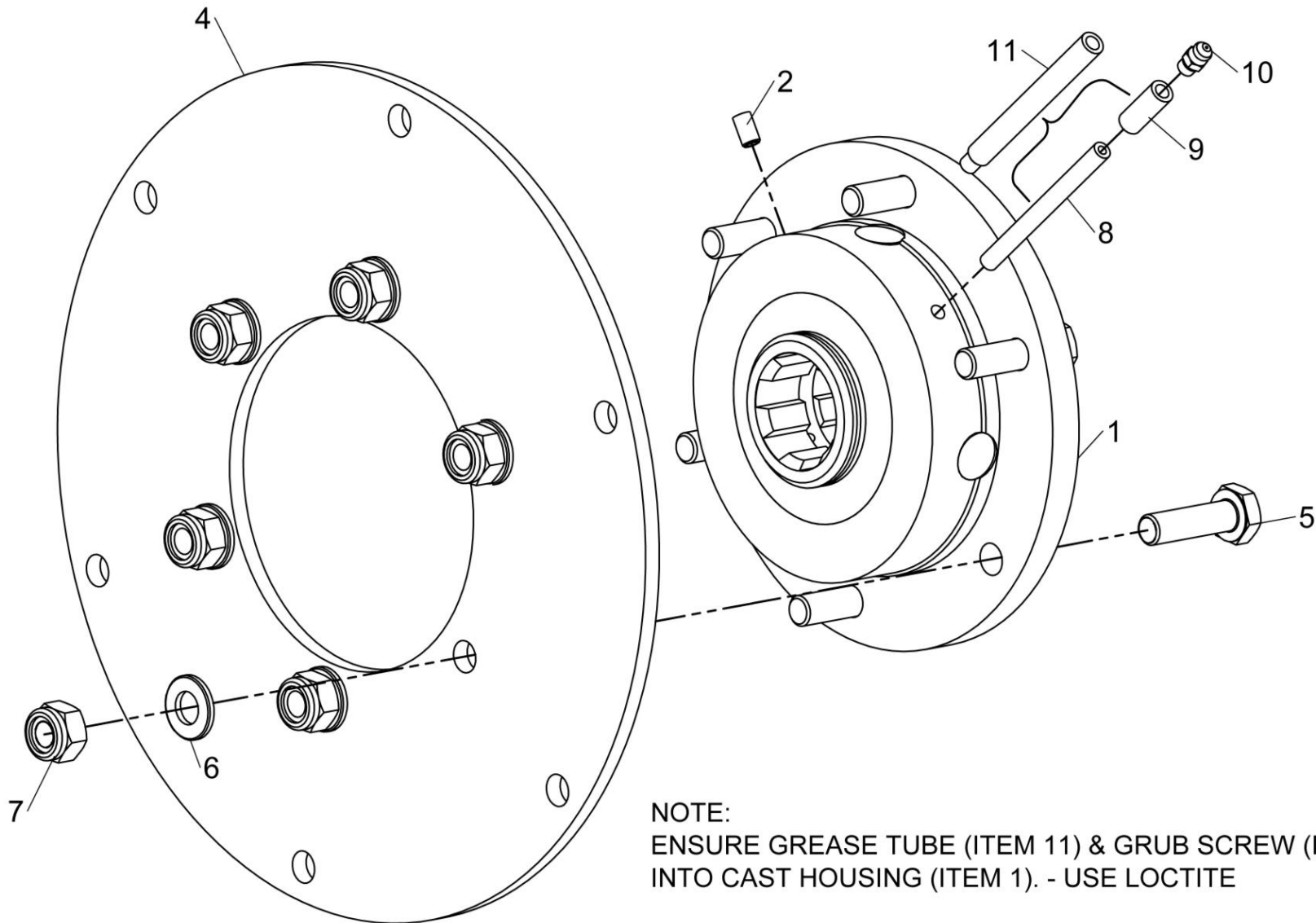


KIT-00931



Shelbourne Reynolds Engineering Limited

| ASSY NUMBER: KIT-00976 | | | | ASSY DESCRIPTION: BALL JOINT CTR COUPLING | | | |
|------------------------|-----------|---|-----|---|---------|-------------|-----|
| ITEM | PART NO | DESCRIPTION | QTY | ITEM | PART NO | DESCRIPTION | QTY |
| 1 | 193114 01 | SPLINED BALL ASSY | 1 | | | | |
| OR | 193114P | SPARE SPLINED BALL ASSY (ALTERNATIVE TO 193114 01) | | | | | |
| 2 | SCW-4530 | GRUBSCREW | 1 | | | | |
| 3 | | | | | | | |
| 4 | 193106 01 | DRIVE RING PLATE | 1 | | | | |
| 5 | HSS-0198 | SETSCREW | 6 | | | | |
| 6 | WSH-0015 | PLAIN WASHER | 6 | | | | |
| 7 | NUT-0265 | NYLOC NUT | 6 | | | | |
| 8 | 193077 01 | GREASE PIPE (UPTO 2022) | 1 | | | | |
| 9 | 193078 01 | GREASE PIPE SLEEVE (UPTO 2022) | 1 | | | | |
| 10 | NIP-00600 | GREASE NIPPLE | 1 | | | | |
| 11 | 292226 01 | GREASE PIPE (2022 & ON) | 1 | | | | |
| | | SUPPLY IN PLACE OF ITEMS 8 & 9 | | | | | |



NOTE:

ENSURE GREASE TUBE (ITEM 11) & GRUB SCREW (ITEM 2) ARE ASSEMBLED INTO CAST HOUSING (ITEM 1). - USE LOCTITE

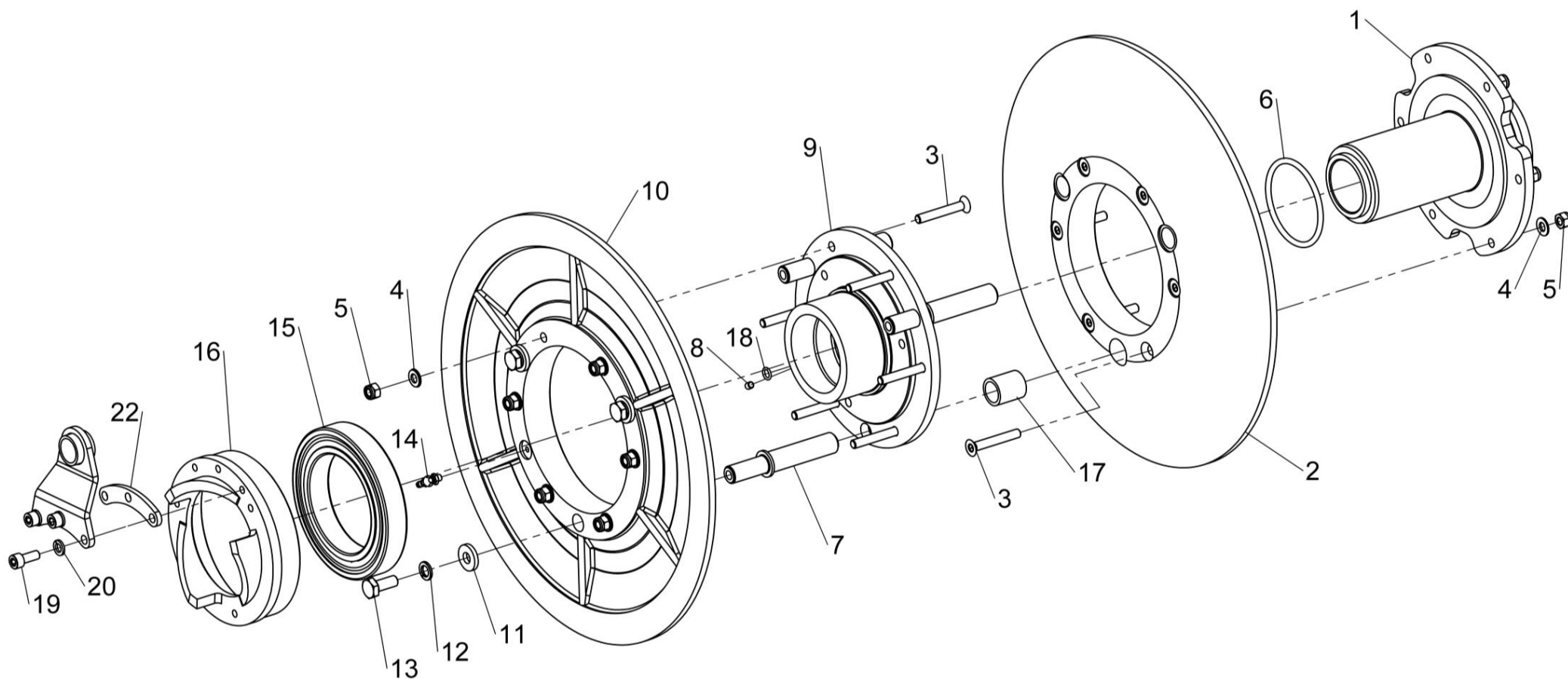
THE ORIENTATION SHOWN IS FOR A R.H. ROTOR, SWAP ITEMS 2 & 11 FOR A LH ROTOR

KIT-00976



Shelbourne Reynolds Engineering Limited

| ASSY NUMBER: KIT-01386 | | | | ASSY DESCRIPTION: REAR PULLEY ASSY (BOLT IN HUBS) | | | |
|------------------------|---------------|-------------------|-----|---|---------|-------------|-----|
| ITEM | PART NO | DESCRIPTION | QTY | ITEM | PART NO | DESCRIPTION | QTY |
| 1 | 199350 01 | OUTER PULLEY HUB | 1 | | | | |
| 2 | 198270 01 | OUTER REAR PULLEY | 1 | | | | |
| 3 | SCEA08353 | CSK SCREW | 12 | | | | |
| 4 | WSH-0012 | PLAIN WASHER | 12 | | | | |
| 5 | NUT-0263 | NYLOC NUT | 12 | | | | |
| 6 | ORA300750 | O RING | 1 | | | | |
| 7 | 198274 02 | SPIGOT | 3 | | | | |
| 8 | SCW-4528 | GRUB SCREW | 1 | | | | |
| 9 | 199410 01 | INNER PULLEY HUB | 1 | | | | |
| 10 | 198271 01 | INNER PULLEY | 1 | | | | |
| 11 | 190119 11 | WASHER | 3 | | | | |
| 12 | WSH-0061 | SPRING WASHER | 3 | | | | |
| 13 | HSS-0191 | SETSCREW | 3 | | | | |
| 14 | NIP-00620 | GREASE NIPPLE | 1 | | | | |
| 15 | BRG-19500N | BEARING | 1 | | | | |
| 16 | 194970 01 | STATIC CAM | 1 | | | | |
| 17 | 291809 01 | BUSH (2021 & ON) | 3 | | | | |
| OR | BSHD02056 | BUSH (UPTO 2021) | 3 | | | | |
| 18 | ORA120080 | O RING | 1 | | | | |
| 19 | SCW-0133 | CAP HEAD SCREW | 3 | | | | |
| 20 | WSH-0058 | SPRING WASHER | 3 | | | | |
| 21 | SEE DRIVE SUB | STATIC CAM ARM | 1 | | | | |
| 22 | 197465 01 | CAM ARM SPACER | 1 | | | | |

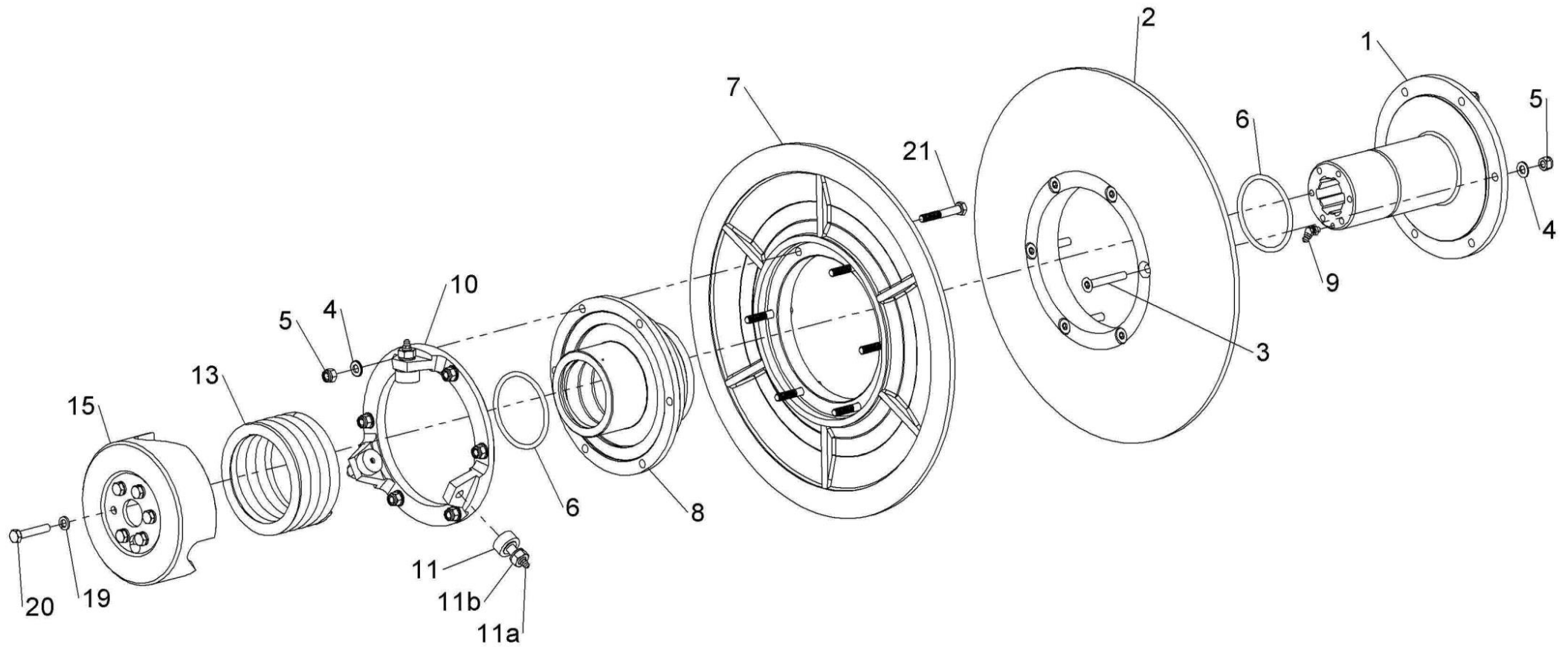


KIT-01386



Shelbourne Reynolds Engineering Limited

| ASSY NUMBER: KIT-01399 | | | | ASSY DESCRIPTION: ROTOR PULLEY ASSY (2017-2021) | | | |
|------------------------|-----------|------------------------------|-----|---|---------|-------------|-----|
| ITEM | PART NO | DESCRIPTION | QTY | ITEM | PART NO | DESCRIPTION | QTY |
| 1 | 199349 01 | INNER PULLEY HUB | 1 | | | | |
| 2 | 198269 01 | INNER FRONT PULLEY | 1 | | | | |
| 3 | SCEA08353 | CSK.SOC HD SCREW | 6 | | | | |
| 4 | WSH-0012 | PLAIN WASHER | 12 | | | | |
| 5 | NUT-0263 | NYLOC NUT | 12 | | | | |
| 6 | ORA300750 | O RING | 2 | | | | |
| 7 | 198268 01 | OUTER FRONT PULLEY | 1 | | | | |
| 8 | 199409 01 | OUTER PULLEY HUB | 1 | | | | |
| 9 | NIP-00610 | GREASE NIPPLE | 1 | | | | |
| 10 | 199407 01 | CAM FOLLOWER BRACKET | 1 | | | | |
| 11 | 197640 01 | CAM FOLLOWER BEARING ASSY | 3 | | | | |
| 11a | KIT-01428 | SPARE GREASE ZERK/NIPPLE KIT | | | | | |
| 11b | KIT-01432 | SPARE NUT & WASHER KIT | | | | | |
| 12 | | | | | | | |
| 13 | SPGC00047 | SPRING (RED) | 1 | | | | |
| 14 | | | | | | | |
| 15 | 199408 01 | FIXED CAM (45°) | 1 | | | | |
| 16 | | | | | | | |
| 17 | | | | | | | |
| 18 | | | | | | | |
| 19 | WSH-0058 | SPRING WASHER | 6 | | | | |
| 20 | HSSA08380 | SETSCREW (2018 & ON) | 6 | | | | |
| OR | HSS-0155 | SETSCREW (UP TO 2018) | 6 | | | | |
| 21 | BLTA08350 | HEX HEAD BOLT | 6 | | | | |

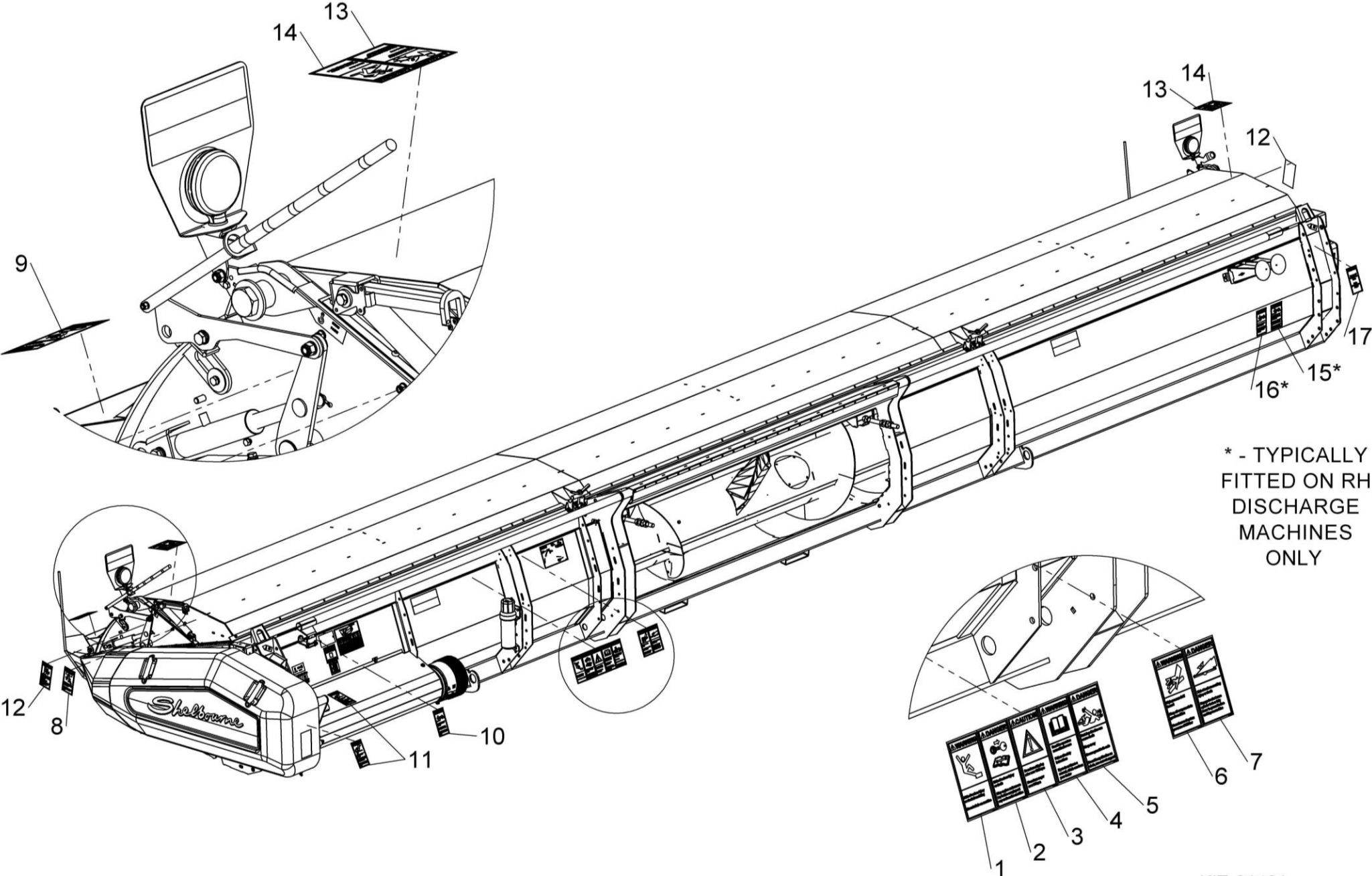


KIT-01399



Shelbourne Reynolds Engineering Limited

| ASSY NUMBER: KIT-01401 | | | | ASSY DESCRIPTION: SAFETY DECAL KIT NORTH AMERICA | | | |
|------------------------|-----------|------------------------------|-----|--|---------|-------------|-----|
| ITEM | PART NO | DESCRIPTION | QTY | ITEM | PART NO | DESCRIPTION | QTY |
| 1 | 198835 01 | EMBLEM - DO NOT CLIMB | 1 | | | | |
| 2 | 198840 01 | EMBLEM - STOP ENGINE | 1 | | | | |
| 3 | 198838 01 | EMBLEM - SPEED RESTRICTION | 1 | | | | |
| 4 | 199011 01 | EMBLEM - READ OPS MANUAL | 1 | | | | |
| 5 | 198842 01 | EMBLEM - ROTATING DRIVE LINE | 1 | | | | |
| 6 | 198832 01 | EMBLEM - HIGH PRESSUE FLUID | 1 | | | | |
| 7 | 198844 01 | EMBLEM - RISK OF CRUSHING | 1 | | | | |
| 8 | 198843 01 | EMBLEM - HOOD LOCK | 1 | | | | |
| 9 | 198836 01 | EMBLEM - CROP DEFLECTOR LOCK | 1 | | | | |
| 10 | 198839 01 | EMBLEM - AUGER | 1 | | | | |
| 11 | 198837 01 | EMBLEM - MOVING PARTS UNDER | 2 | | | | |
| 12 | 198833 01 | EMBLEM - CROP DEFLECTOR HAND | 2 | | | | |
| 13 | 198841 01 | EMBLEM - ROTOR KEEP AWAY | 2 | | | | |
| 14 | 198834 01 | EMBLEM - STAND CLEAR ROTOR | 2 | | | | |
| 15 | 291880 01 | EMBLEM - AUGER UNDER COVER | 1 | | | | |
| 16 | 291881 01 | EMBLEM - AUGER NO COVER | 1 | | | | |
| 17 | 291968 01 | EMBLEM - P65 | 1 | | | | |

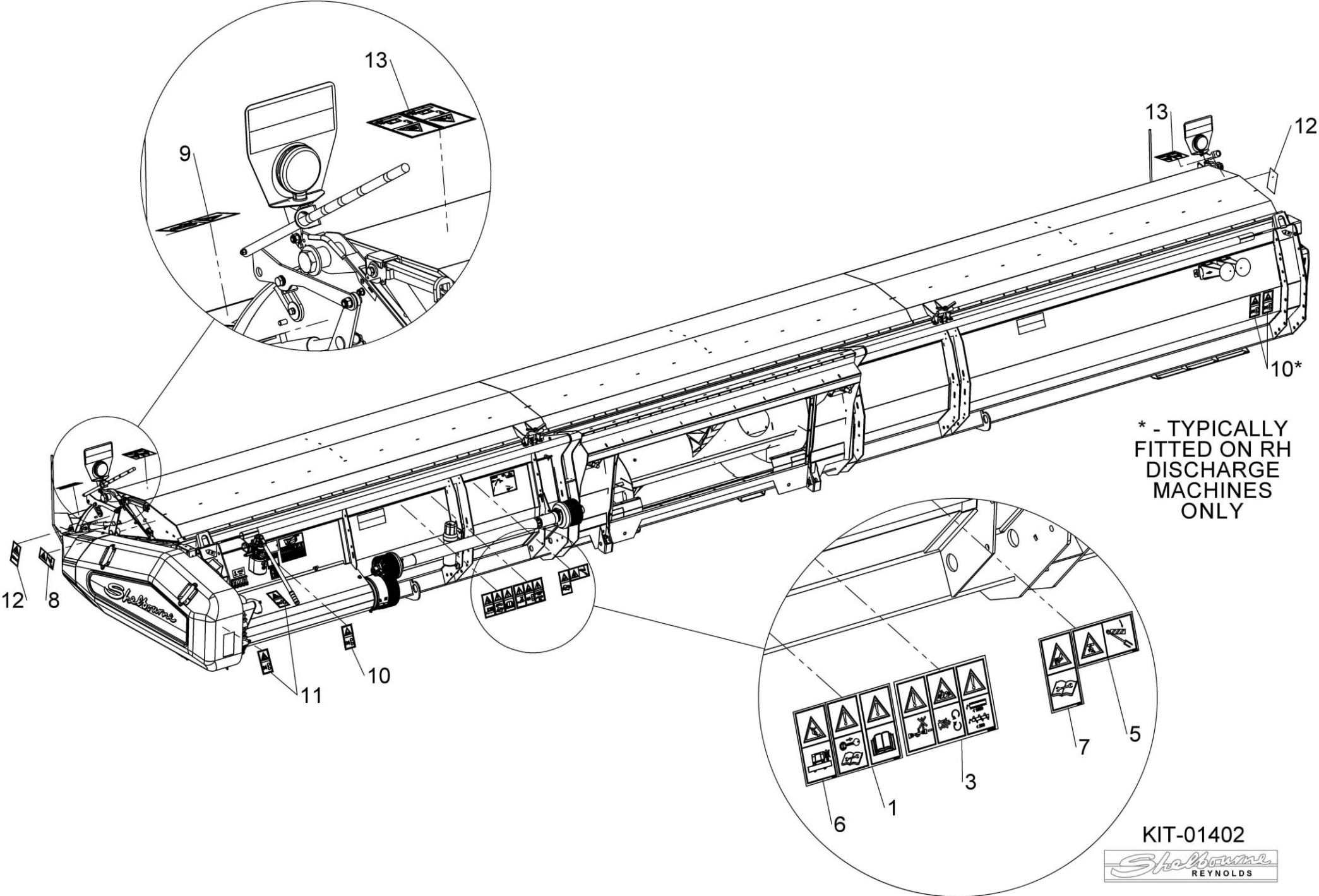


KIT-01401



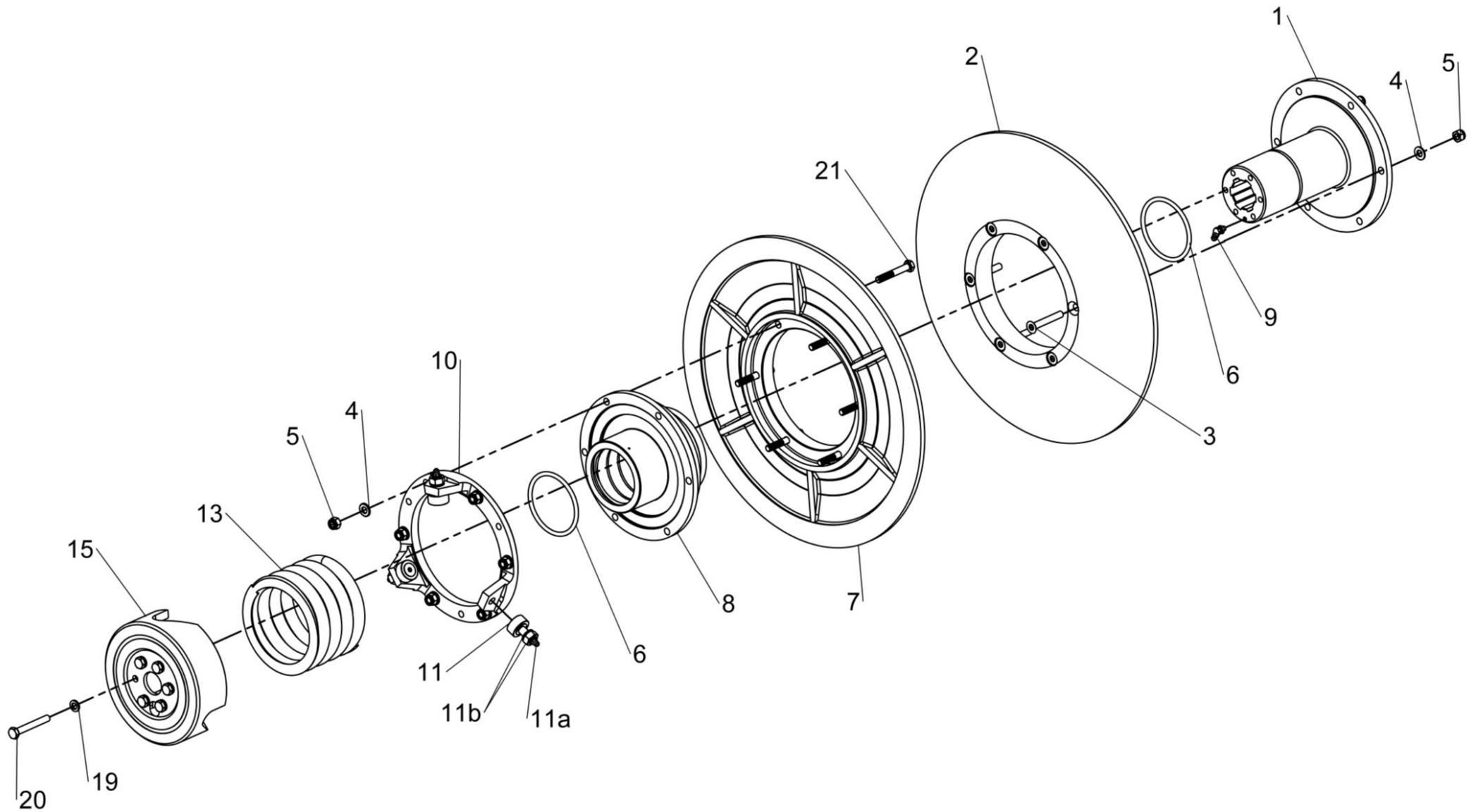
Shelbourne Reynolds Engineering Limited

| ASSY NUMBER: KIT-01402 | | | | ASSY DESCRIPTION: SAFETY DECAL KIT ISO | | | |
|------------------------|-----------|------------------------------|-----|--|---------|-------------|-----|
| ITEM | PART NO | DESCRIPTION | QTY | ITEM | PART NO | DESCRIPTION | QTY |
| 1 | TNF-0011 | EMBLEM - SAFETY MAINTENANCE | 1 | | | | |
| 2 | | OPERATORS MANUAL | | | | | |
| 3 | TNF-0012 | EMBLEM - PTO GUARDS | 1 | | | | |
| 4 | | ROTOR/AUGER SPEED | | | | | |
| | | PTO CHAIN | | | | | |
| 5 | 210435 01 | EMBLEM - FEEDER HOUSE LOCK | 1 | | | | |
| 6 | 198847 01 | EMBLEM - CLIMBING | 1 | | | | |
| 7 | 198846 01 | EMBLEM - HIGH PRESSURE OIL | 1 | | | | |
| 8 | 210435 01 | EMBLEM - HOOD LOCK | 1 | | | | |
| 9 | 198845 01 | EMBLEM - CROP DEFLECTOR LOCK | 1 | | | | |
| 10 | 193393 01 | EMBLEM - AUGER | 3 | | | | |
| 11 | 193392 01 | EMBLEM - MOVING PARTS UNDER | 2 | | | | |
| 12 | 800215 01 | EMBLEM - CROP DEFLECTOR HAND | 2 | | | | |
| 13 | TNF-0010 | EMBLEM - FLYING OBJECTS | 2 | | | | |
| 14 | | ROTOR ENTANGLEMENT | | | | | |



Shelbourne Reynolds Engineering Limited

| ASSY NUMBER: KIT-01445 | | | | ASSY DESCRIPTION: ROTOR PULLEY ASSY (2022 & ON) | | | |
|------------------------|-----------|------------------------------|-----|---|---------|-------------|-----|
| ITEM | PART NO | DESCRIPTION | QTY | ITEM | PART NO | DESCRIPTION | QTY |
| 1 | 199349 01 | INNER PULLEY HUB | 1 | | | | |
| 2 | 198269 01 | INNER FRONT PULLEY | 1 | | | | |
| 3 | SCEA08353 | CSK.SOC HD SCREW | 6 | | | | |
| 4 | WSH-0012 | PLAIN WASHER | 12 | | | | |
| 5 | NUT-0263 | NYLOC NUT | 12 | | | | |
| 6 | ORA300750 | O RING | 2 | | | | |
| 7 | 198268 01 | OUTER FRONT PULLEY | 1 | | | | |
| 8 | 199409 01 | OUTER PULLEY HUB | 1 | | | | |
| 9 | NIP-00610 | GREASE NIPPLE | 1 | | | | |
| 10 | 292316 01 | CAM FOLLOWER BRACKET | 1 | | | | |
| 11 | 197640 01 | CAM FOLLOWER BEARING ASSY | 3 | | | | |
| 11a | KIT-01428 | SPARE GREASE ZERK/NIPPLE KIT | | | | | |
| 11b | KIT-01432 | SPARE NUT & WASHER KIT | | | | | |
| 12 | | | | | | | |
| 13 | SPGC00047 | SPRING (RED) | 1 | | | | |
| 14 | | | | | | | |
| 15 | 292315 01 | FIXED CAM (45°) | 1 | | | | |
| 16 | | | | | | | |
| 17 | | | | | | | |
| 18 | | | | | | | |
| 19 | WSH-0058 | SPRING WASHER | 6 | | | | |
| 20 | HSSA08380 | SETSCREW (2018 & ON) | 6 | | | | |
| 21 | BLTA08350 | HEX HEAD BOLT | 6 | | | | |



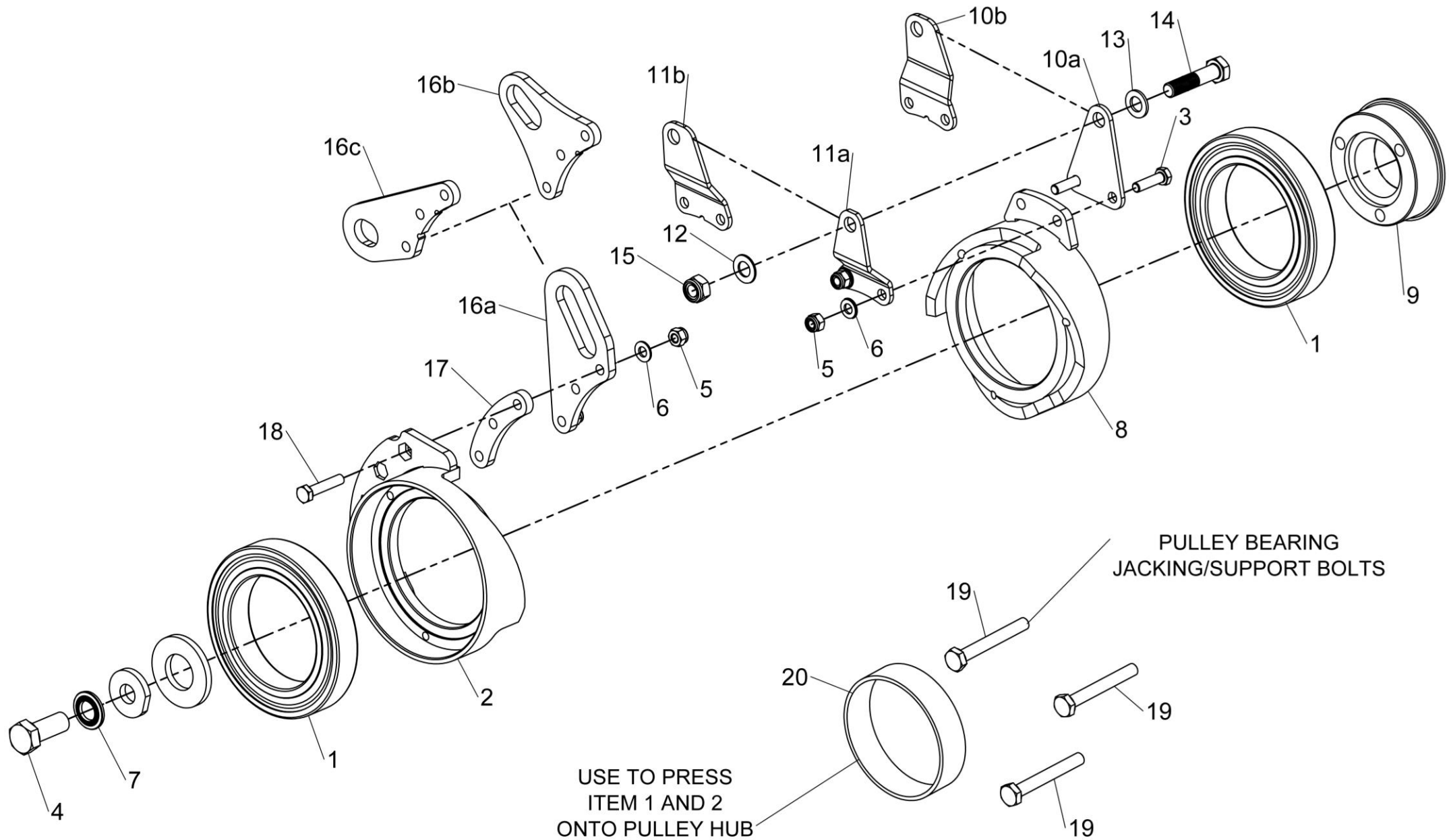
KIT-01445



Shelbourne Reynolds Engineering Limited

| ASSY NUMBER: KIT-01454 | | | | ASSY DESCRIPTION: VS DRIVE CAM & BEARING KIT, ALL YEARS | | | |
|------------------------|--------------|--|-----|--|-----------|-------------|-----|
| ITEM | PART NO | DESCRIPTION | QTY | ITEM | PART NO | DESCRIPTION | QTY |
| 1 | BRG-19500NC3 | BEARING | 2 | 20 | 292804 01 | PRESS RING | 1 |
| 2 | 292733 01 | STATIC CAM W/A | 1 | <div style="border: 1px solid black; padding: 10px;"> <p style="text-align: center;">FOR ASSEMBLY INFORMATION</p> <p style="text-align: center;">SEE VS DRIVE CAM & BEARING INSTRUCTIONS.</p> <p style="text-align: center;">INSTRUCTIONAL VIDEO CAN BE FOUND AT</p> <p style="text-align: center;">www.shelbourne.com</p> <p style="text-align: center;">TIPS TO ASSIST IDENTIFYING YOUR MACHINE MODEL AND YEAR:</p> <p>XCV- SPRUNG, PIVOTING ADAPTOR PLATE WITH GAUGE WHEELS AT REAR OF HEADER.</p> <p>CVS & RVS - BOLTED ADAPTOR PLATE, BRACING TUBE ACROSS TOP OF MACHINE.</p> <p>LOCATE SERIAL NUMBER ON THE REAR LH OR RH END OF THE MACHINE.</p> <p style="text-align: center;">7 DIGIT SERIAL NUMBERS 2000-2009</p> <p style="text-align: center;">EXAMPLE '2122843'</p> <p>1ST 2ND & 3RD DIGITS ARE FACOTRY BUILD NUMBERS, 4TH & 5TH IS THE SIZE OF MACHINE IN FEET (28'), 6TH DIGIT IS A FACTORY MACHINE TYPE NUMBER & 7TH DIGIT IS YEAR OF MANUFACTURE (2003).</p> <p style="text-align: center;">11 DIGIT SERIAL NUMBERS 2010 AND ON</p> <p style="text-align: center;">EXAMPLE 'XCV42198964'</p> <p>1ST, 2ND & 3RD LETTERS SHOW THE TYPE OF MACHINE (XCV), 4TH & 5TH DIGITS SHOW THE MACHINE SIZE (42'), 6TH & 7TH DIGIT SHOW THE MODEL YEAR (2019), REMAINING DIGITS ARE FACTORY BUILD NUMBERS.</p> </div> | | | |
| 3 | HSS-0150 | HEX HD SET SCREW | 2 | | | | |
| 4 | HSS-0316 | HEX HD SET SCREW | 1 | | | | |
| 5 | NUT-0263 | NYLOC NUT | 5 | | | | |
| 6 | WSH-0012 | PLAIN WASHER | 5 | | | | |
| 7 | WSHA30161 | LOCKWASHER | 1 | | | | |
| 8 | 292704 01 | ACTUATOR CAM W/A | 1 | | | | |
| 9 | 292695 01 | BEARING BOSS | 1 | | | | |
| 10a | 292709 01 | ACTUATOR BRKT | 1 | | | | |
| | | XCV 2012 AND ON (ALL YEARS) & CVS 2018 & ON (PRE-ASSEMBLED) | | | | | |
| OR | | | | | | | |
| 10b | 292740 02 | RH ACTUATOR BRKT (1 NOTCH) | 1 | | | | |
| | | CVS & RVS 2001-2017 | | | | | |
| 11a | 292710 01 | FOLDED ACTUATOR BRKT | 1 | | | | |
| | | XCV 2012 AND ON (ALL YEARS) & CVS 2018 & ON (PRE-ASSEMBLED) | | | | | |
| OR | | | | | | | |
| 11b | 292740 01 | LH ACTUATOR BRKT (1 NOTCH) | 1 | | | | |
| | | CVS & RVS 2001-2017 | | | | | |
| 12 | WSH-0019 | PLAIN WASHER | 1 | | | | |
| 13 | WSH-0018 | PLAIN WASHER | 1 | | | | |
| 14 | BLTA12350 | HEX HD BOLT | 1 | | | | |
| 15 | NUT-0270 | NYLOC NUT | 1 | | | | |
| 16a | 292737 01 | BOLT ON STATIC CAM PLATE | | | | | |
| | | XCV 2012 AND ON (ALL YEARS) & CVS 2018 & ON (PRE-ASSEMBLED) | | | | | |
| OR | | | | | | | |
| 16b | 292739 01 | BOLT ON STATIC CAM (1 NOTCH) | 1 | | | | |
| | | CVS & RVS 2007-2017 | | | | | |
| | | CVS & RVS 2001-2006, WITHOUT ROTOR GEARBOX | | | | | |
| OR | | | | | | | |
| 16c | 292741 01 | STATIC CAM PLATE (2 NOTCHES) | 1 | | | | |
| | | CVS & RVS 2001-2006, WITH ROTOR GEARBOX | | | | | |
| 17 | 292736 01 | 3 BOLT SPACER | 1 | | | | |
| 18 | HSS-0153 | HEX HD SET SCREW | 3 | | | | |
| 19 | HSSA10500 | HEX HD SET SCREW | 3 | | | | |

Shelbourne Reynolds Engineering Limited



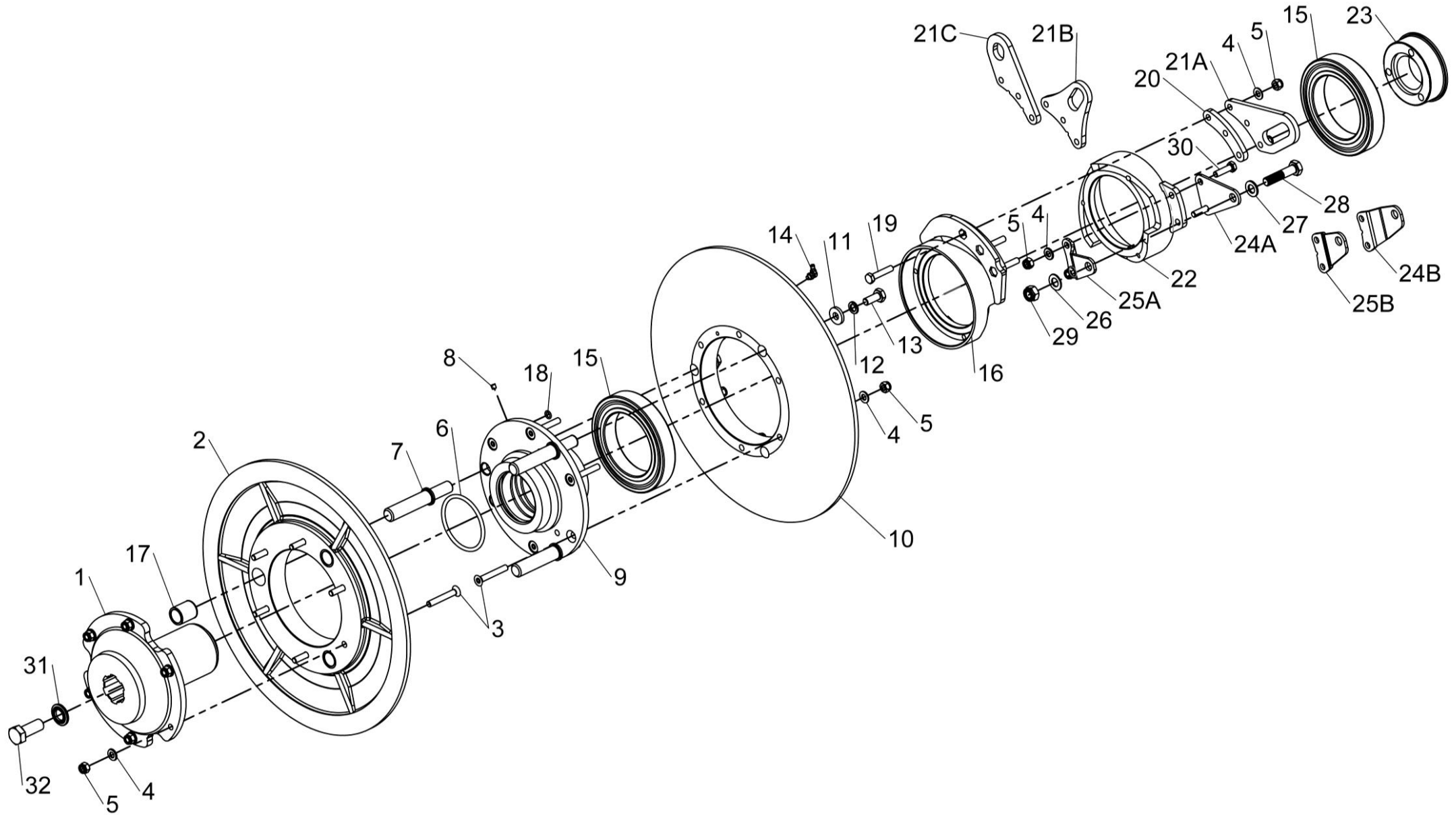
KIT-01454



Shelbourne Reynolds Engineering Limited

| ASSY NUMBER: KIT-01463 | | | | ASSY DESCRIPTION: REAR PULLEY ASSY & ACTUATOR CAM KIT | | | |
|------------------------|--------------|--|-----|--|-----------|--|-----|
| ITEM | PART NO | DESCRIPTION | QTY | ITEM | PART NO | DESCRIPTION | QTY |
| 1 | 199350 01 | OUTER PULLEY HUB | 1 | 25a | 292710 01 | FOLDED ACTUATOR BRKT | 1 |
| 2 | 198270 01 | OUTER REAR PULLEY | 1 | or | 292740 01 | XCV 2012 AND ON (ALL YEARS) & CVS 2018 & ON (PRE-ASSEMBLED) | 1 |
| 3 | SCEA08353 | CSK SCREW | 12 | | | RH ACTUATOR BRKT (1 NOTCH) | |
| 4 | WSH-0012 | PLAIN WASHER | 17 | 25b | | CVS & RVS 2001-2017 | |
| 5 | NUT-0263 | NYLOC NUT | 17 | 26 | WSH-0019 | PLAIN WASHER | 1 |
| 6 | ORA300750 | O RING | 1 | 27 | WSH-0018 | PLAIN WASHER | 1 |
| 7 | 198274 01 | SPIGOT | 3 | 28 | BLTA12350 | HEX HD BOLT | 1 |
| 8 | SCW-4528 | GRUB SCREW | 1 | 29 | NUT-0270 | NYLOC NUT | 1 |
| 9 | 199410 01 | INNER PULLEY HUB | 1 | 30 | HSS-0150 | SETSCREW | 2 |
| 10 | 198271 01 | INNER PULLEY | 1 | 31 | WSHA30161 | LOCKWASHER | 1 |
| 11 | 190119 11 | WASHER | 3 | 32 | HSS-0316 | SETSCREW | 1 |
| 12 | WSH-0061 | SPRING WASHER | 3 | <div style="border: 1px solid black; padding: 10px;"> <p>TIPS TO ASSIST IDENTIFYING YOUR MACHINE MODEL AND YEAR:</p> <p>XCV- SPRUNG, PIVOTING ADAPTOR PLATE WITH GAUGE WHEELS AT REAR OF HEADER.</p> <p>CVS & RVS - BOLTED ADAPTOR PLATE, BRACING TUBE ACROSS TOP OF MACHINE.</p> <p>LOCATE SERIAL NUMBER ON THE REAR LH OR RH END OF THE MACHINE.</p> <p style="text-align: center;">7 DIGIT SERIAL NUMBERS 2000-2009</p> <p style="text-align: center;">EXAMPLE '2122843'</p> <p>1ST 2ND & 3RD DIGITS ARE FACOTRY BUILD NUMBERS, 4TH & 5TH IS THE SIZE OF MACHINE IN FEET (28'), 6TH DIGIT IS A FACTORY MACHINE TYPE NUMBER & 7TH DIGIT IS YEAR OF MANUFACTURE (2003).</p> <p style="text-align: center;">11 DIGIT SERIAL NUMBERS 2010 AND ON</p> <p style="text-align: center;">EXAMPLE 'XCV42198964'</p> <p>1ST, 2ND & 3RD LETTERS SHOW THE TYPE OF MACHINE (XCV), 4TH & 5TH DIGITS SHOW THE MACHINE SIZE (42'), 6TH & 7TH DIGIT SHOW THE MODEL YEAR (2019), REMAINING DIGITS ARE FACTORY BUILD NUMBERS.</p> </div> | | | |
| 13 | HSS-0191 | SETSCREW | 3 | | | | |
| 14 | NIP-00620 | GREASE NIPPLE | 1 | | | | |
| 15 | BRG-19500NC3 | BEARING | 2 | | | | |
| 16 | 292733 01 | STATIC CAM | 1 | | | | |
| 17 | 291809 01 | BUSH | 3 | | | | |
| 18 | ORA120080 | O RING | 1 | | | | |
| 19 | HSS-0153 | SETSCREW | 3 | | | | |
| 20 | 292736 01 | CAM ARM SPACER | 1 | | | | |
| 21a | 292737 01 | BOLT ON STATIC CAM PLATE | 1 | | | | |
| or | | XCV 2012 AND ON (ALL YEARS) & CVS 2018 & ON (PRE-ASSEMBLED) | | | | | |
| 21b | 292739 01 | BOLT ON STATIC CAM (1 NOTCH) | 1 | | | | |
| or | | CVS & RVS 2007-2017 | | | | | |
| 21c | 292741 01 | STATIC CAM PLATE (2 NOTCHES) | 1 | | | | |
| | | CVS & RVS 2001-2006, WITHOUT ROTOR GEARBOX | | | | | |
| 22 | 292704 01 | ACTUATOR CAM W/A | 1 | | | | |
| 23 | 292695 01 | BEARING BOSS | 1 | | | | |
| 24a | 292709 01 | ACTUATOR BRKT | 1 | | | | |
| or | | XCV 2012 AND ON (ALL YEARS) & CVS 2018 & ON (PRE-ASSEMBLED) | | | | | |
| 24b | 292740 02 | RH ACTUATOR BRKT (1 NOTCH) | 1 | | | | |
| | | CVS & RVS 2001-2017 | | | | | |

Shelbourne Reynolds Engineering Limited



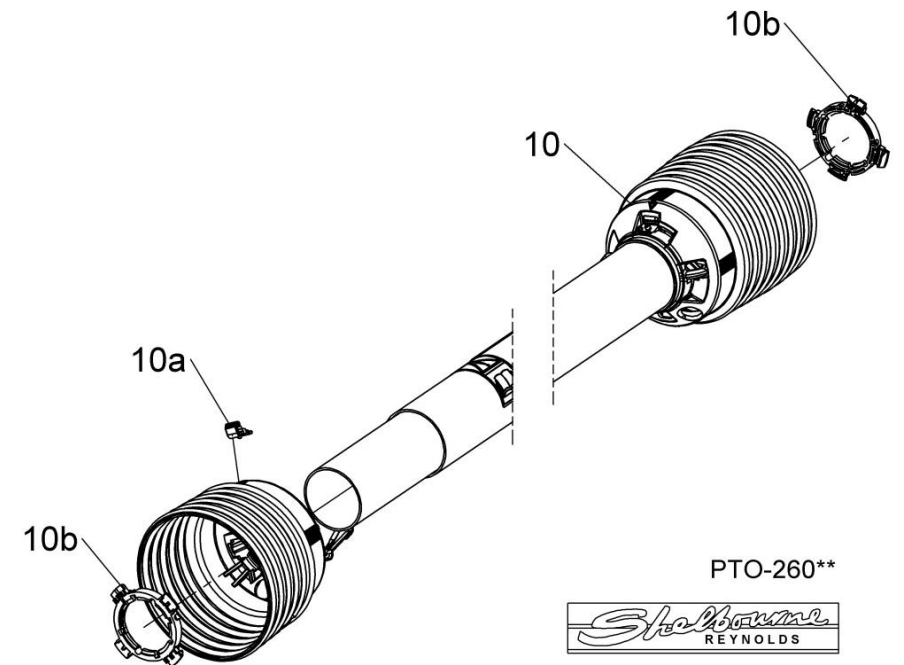
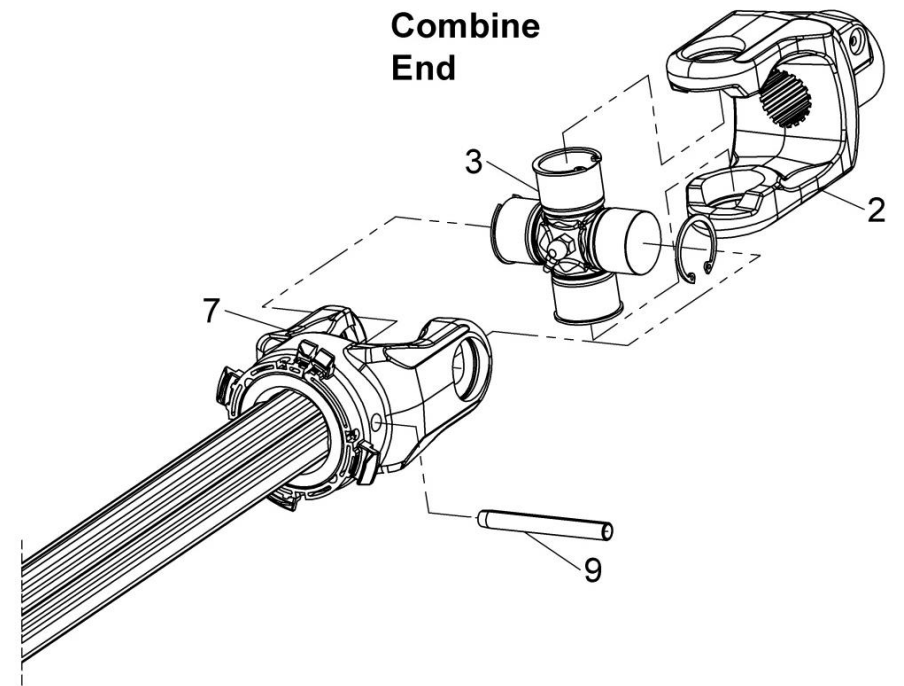
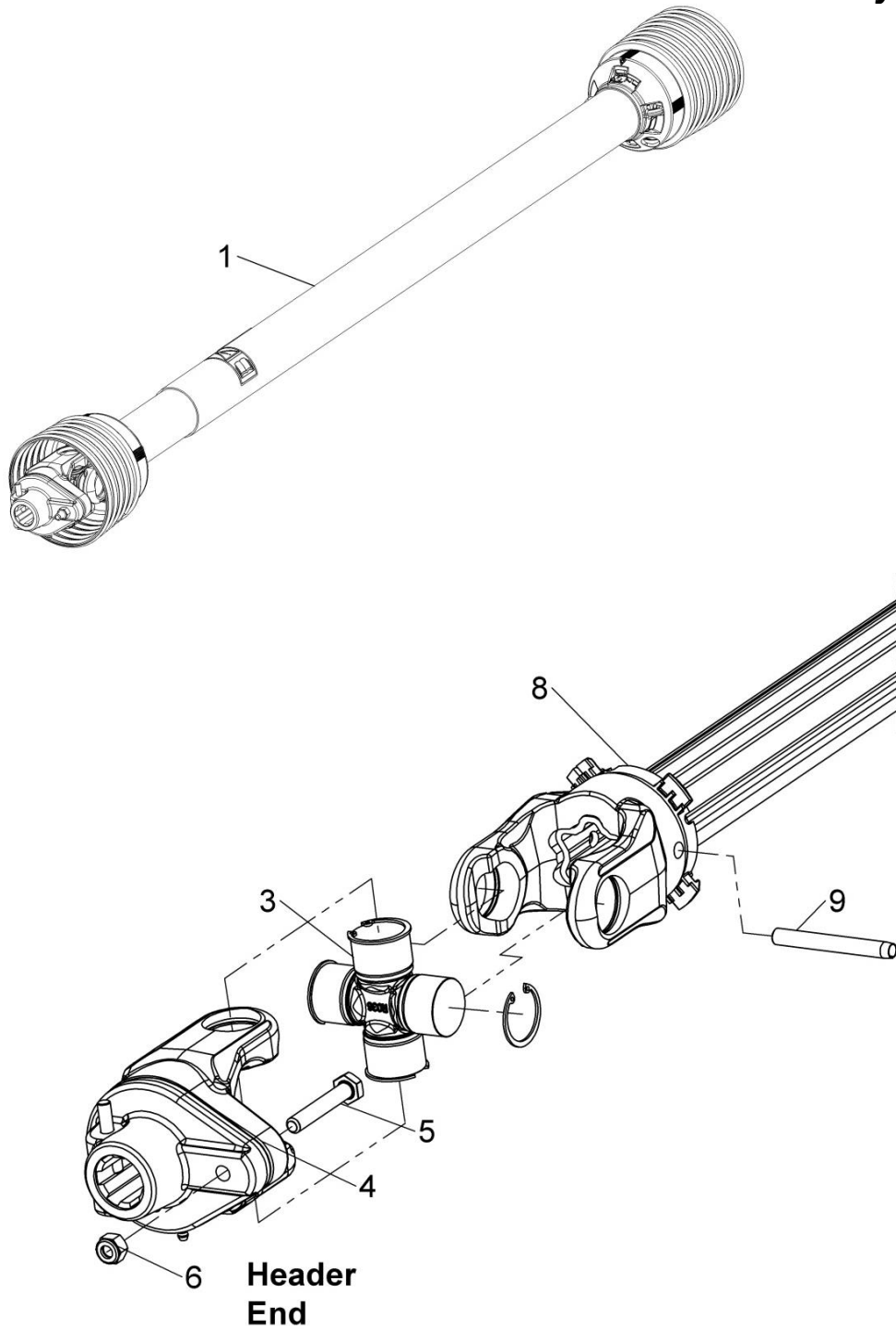
KIT-01463
KIT-01463A



Shelbourne Reynolds Engineering Limited

| ASSY NUMBER: PTO-260** | | | | ASSY DESCRIPTION: STRIPPER PTO & PARTS | | | |
|------------------------|-------------|--|-----|--|---------|-------------|-----|
| ITEM | PART NO | DESCRIPTION | QTY | ITEM | PART NO | DESCRIPTION | QTY |
| 1 | PTO-26003WE | PTO SHAFT 1 $\frac{3}{8}$ " 21 SPLINE (WEAS) | | | | | |
| OR | PTO-26003 | PTO SHAFT 1 $\frac{3}{8}$ " 21 SPLINE (WALT) | | | | | |
| OR | PTO-26004WE | PTO SHAFT 1 $\frac{3}{8}$ " 6 SPLINE (WEAS) | | | | | |
| OR | PTO-26004 | PTO SHAFT 1 $\frac{3}{8}$ " 6 SPLINE (WALT) | | | | | |
| OR | PTO-26002WE | PTO SHAFT 1 $\frac{1}{8}$ " HEX SPL (WEAS) | | | | | |
| OR | PTO-26002 | PTO SHAFT 1 $\frac{1}{8}$ " HEX SPL (WALT) | | | | | |
| 2 | PTO-00082WE | COMBINE END YOKE 1 $\frac{3}{8}$ " 21 SPLINE | | | | | |
| 2a | PTO-00605 | YOKE REPAIR KIT | | | | | |
| OR | PTO-00080WE | COMBINE END YOKE 1 $\frac{3}{8}$ " 6 SPLINE | | | | | |
| 2a | PTO-00605 | YOKE REPAIR KIT | | | | | |
| OR | PTO-00070WE | COMBINE END YOKE 1 $\frac{1}{8}$ " HEX SPL | | | | | |
| 2a | PTO-00605 | YOKE REPAIR KIT (NOT COLLAR) | | | | | |
| OR | PTO-00166 | COMBINE END YOKE 8 SPL PUSHPIN | | | | | |
| OR | PTO-00166WA | COMBINE END YOKE 8 SPL COLLAR | | | | | |
| OR | PTO-00174 | COMBINE END YOKE 1 $\frac{3}{4}$ " 20 SPLINE | | | | | |
| OR | PTO-00177 | COMBINE END YOKE 1 $\frac{3}{4}$ " 6 SPLINE | | | | | |
| OR | PTO-00180 | FORAGER END YOKE 1 $\frac{1}{2}$ " 23 SPLINE | | | | | |
| 3 | PTO-00083 | CROSS JOINT BEARING KIT | | | | | |
| 4 | PTO-00119WE | SHEAR BOLT CLUTCH | | | | | |
| OR | PTO-00119 | SHEAR BOLT CLUTCH | | | | | |
| 5 | BLTA10384 | SHEAR BOLT | | | | | |
| 6 | NUT-0265 | NYLOC NUT | | | | | |
| 7 | PTO-00089 | INBOARD YOKE (COMBINE) (WALT) | | | | | |
| 8 | PTO-00090 | INBOARD YOKE (HEADER) (WALT) | | | | | |
| 9 | PIN-1926 | ROLL PIN (M10x90) (WALT) | | | | | |
| OR | | ROLL PIN (M10x85) (WEAS) | | | | | |
| 10 | PTO-00093WE | GUARD ASSY C/W BEARINGS (WEAS) | | | | | |
| 10a | PTO-00968 | RED GUARD CLIPS (WEASLER) | | | | | |
| 10b | PTO-00178 | GUARD BRG & SCREW SET (WALT) | | | | | |
| OR | PTO-00601 | GUARD BEARING SET (WEASLER) | | | | | |
| OR | PTO-00093 | GUARD ASSY C/W BEARINGS (WALT) | | | | | |

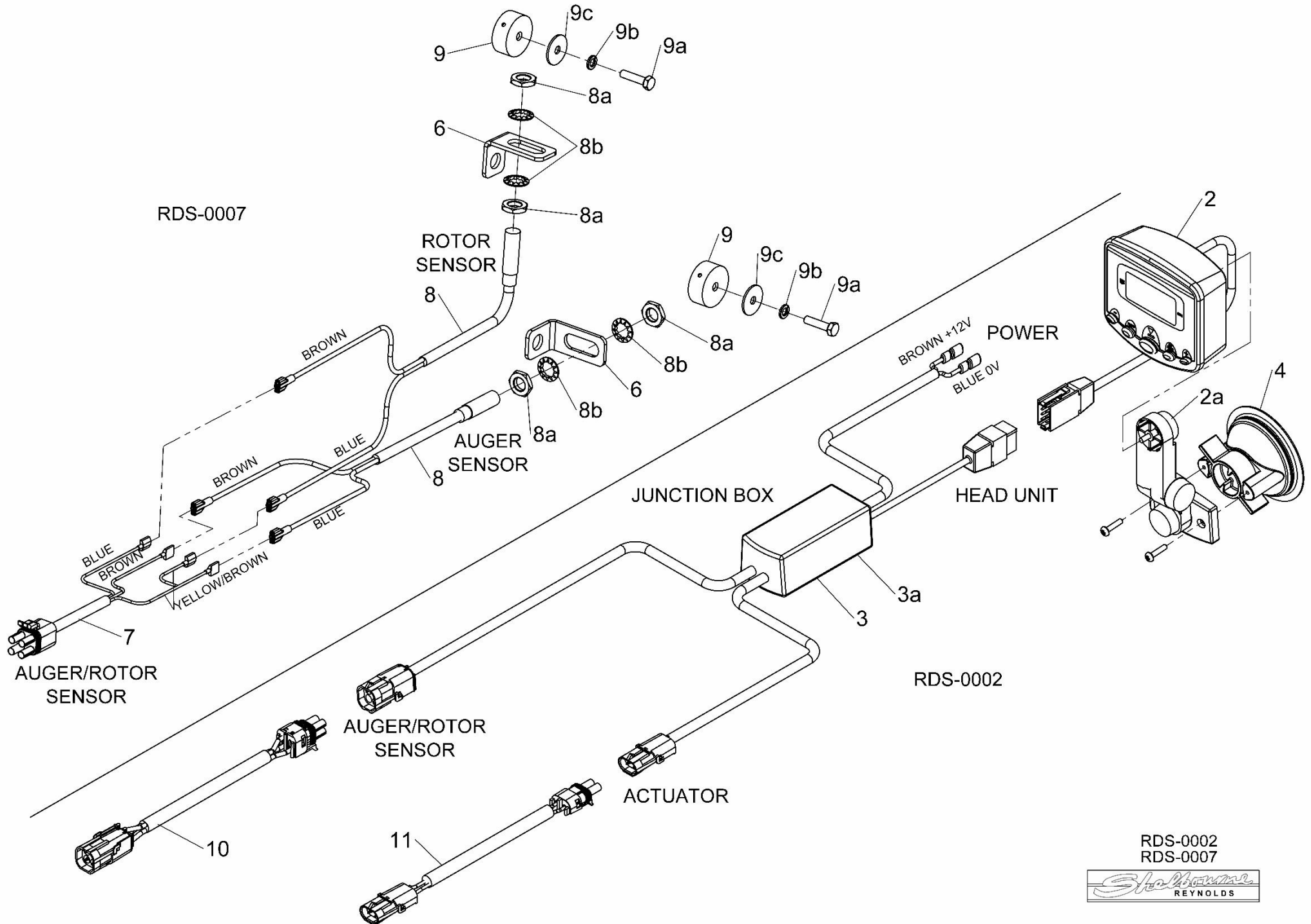
WEAS = WEASLER
WALT = WALTERSCHEID



Shelbourne Reynolds Engineering Limited

| ASSY NUMBER: RDS-0002 & RDS-0007 | | | | ASSY DESCRIPTION: RDS EQUIPMENT VARIABLE SPEED | | | |
|----------------------------------|-----------|---|-----|--|---------|-------------|-----|
| ITEM | PART NO | DESCRIPTION | QTY | ITEM | PART NO | DESCRIPTION | QTY |
| 1 | RDS-0002 | COMBINE TACHO HEAD KIT & LOOM V/S DRIVE, INC ITEMS 2 & 3 | 1 | | | | |
| 2 | RDS-0027 | TACHO HEAD, INC ITEM 2a | 1 | | | | |
| 2a | RDS-0029 | TACHO HEAD FIX.ARM KIT | | | | | |
| 3 | RDS-0028 | JUNCTION BOX/COMBINE LEAD (VS) | 1 | | | | |
| 3a | FUS-00026 | FUSE (15 AMP BLADE) | | | | | |
| 4 | LCL-01249 | RAM MOUNT SUCTION CUP | 1 | | | | |
| 5 | RDS-0007 | HEADER LOOM & SENSOR KIT (SD) INC ITEMS 6,7,8 & 9 | 1 | | | | |
| 6 | 198323 01 | SENSOR BRACKET (SLOTTED) | 2 | | | | |
| 7 | RDS-0017 | HEADER LEAD | 1 | | | | |
| 8 | RDS-0018 | SHAFT SENSOR,INC ITEMS 8a & 8b | 2 | | | | |
| 8a | RDS-0018A | PLAIN NUT | | | | | |
| 8b | WSHA20121 | SHAKEPROOF WASHER | | | | | |
| 9 | RDS-0020 | MAGNET CARRIER | 2 | | | | |
| 9a | HSS-0088 | SET SCREW | | | | | |
| 9b | WSH-0056 | SPRING WASHER | | | | | |
| 9c | WSH-1036 | PENNY WASHER | | | | | |
| 10 | 291913 01 | AUGER/ROTOR SENSOR LOOM EXTENSION (8m) | A/R | | | | |
| 11 | 291912 01 | ACTUATOR LOOM EXTENSION (8m) | A/R | | | | |

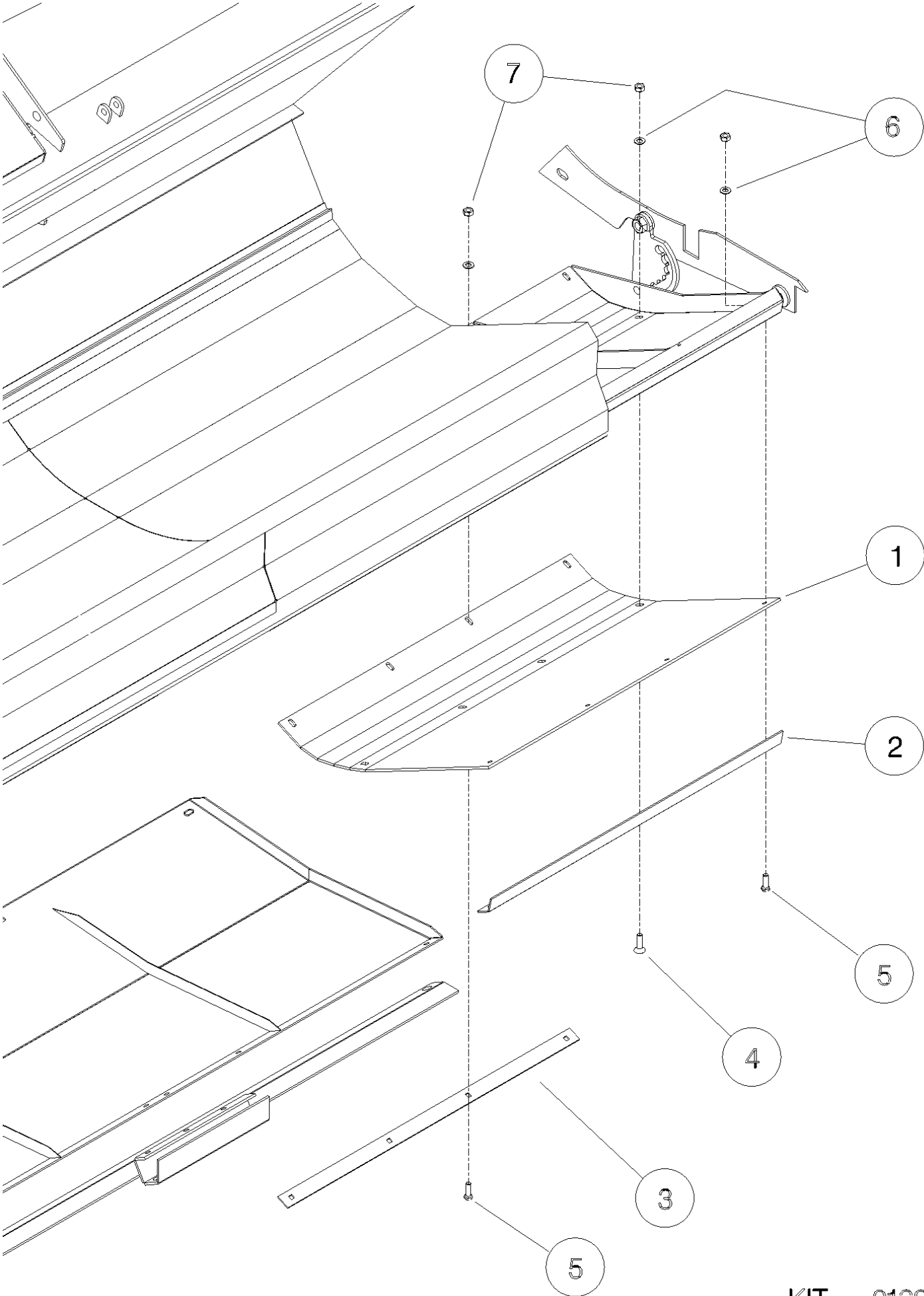
Shelbourne Reynolds Engineering Limited



Kit Options

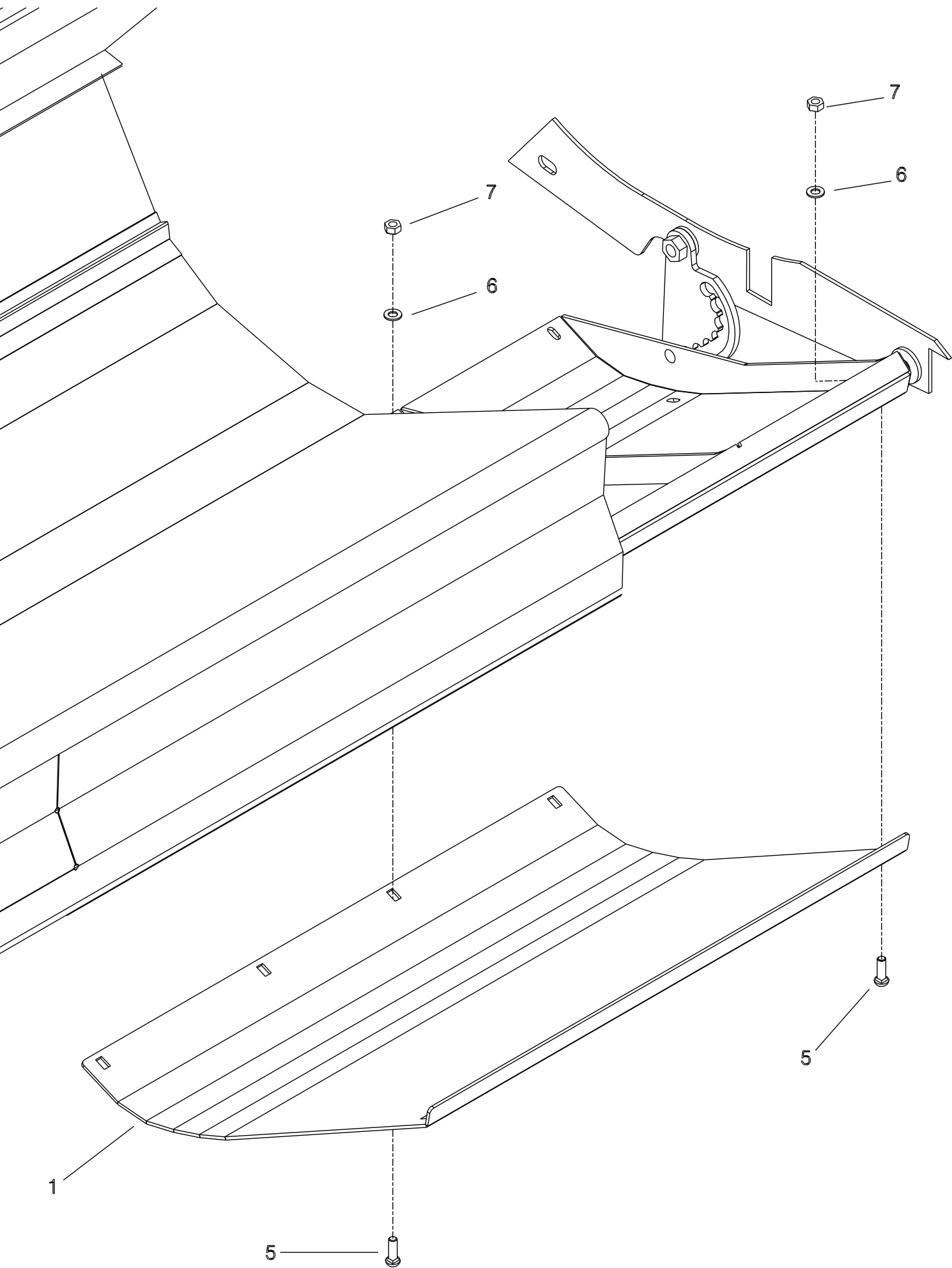
Shelbourne Reynolds Engineering Limited

| ASSY NUMBER: KIT-01299 | | | | ASSY DESCRIPTION: SKID POLY SLIP PLATE KIT | | | |
|------------------------|-----------|-------------------|-----|--|---------|---|-----|
| ITEM | PART NO | DESCRIPTION | QTY | ITEM | PART NO | DESCRIPTION | QTY |
| 1 | 195111 01 | SKID POLY PLATE | 1 | | | | |
| 2 | 195142 01 | FIXING PLATE | 1 | | | | |
| 3 | 195144 01 | FIXING PLATE | 1 | | | | |
| 4 | SCW-1740 | CSK SOCKET HD SCW | 4 | | | | |
| 5 | BLT-2700 | COACH BOLT | 8 | | | | |
| 6 | WSH-0012 | PLAIN WASHER | 12 | | | | |
| 7 | NUT-0263 | NYLOC NUT | 12 | | | | |
| | | | | | NOTE | KIT-01299 SINGLE SKID SELECT NUMBER OF SKIDS REQUIRED PER MACHINE | |



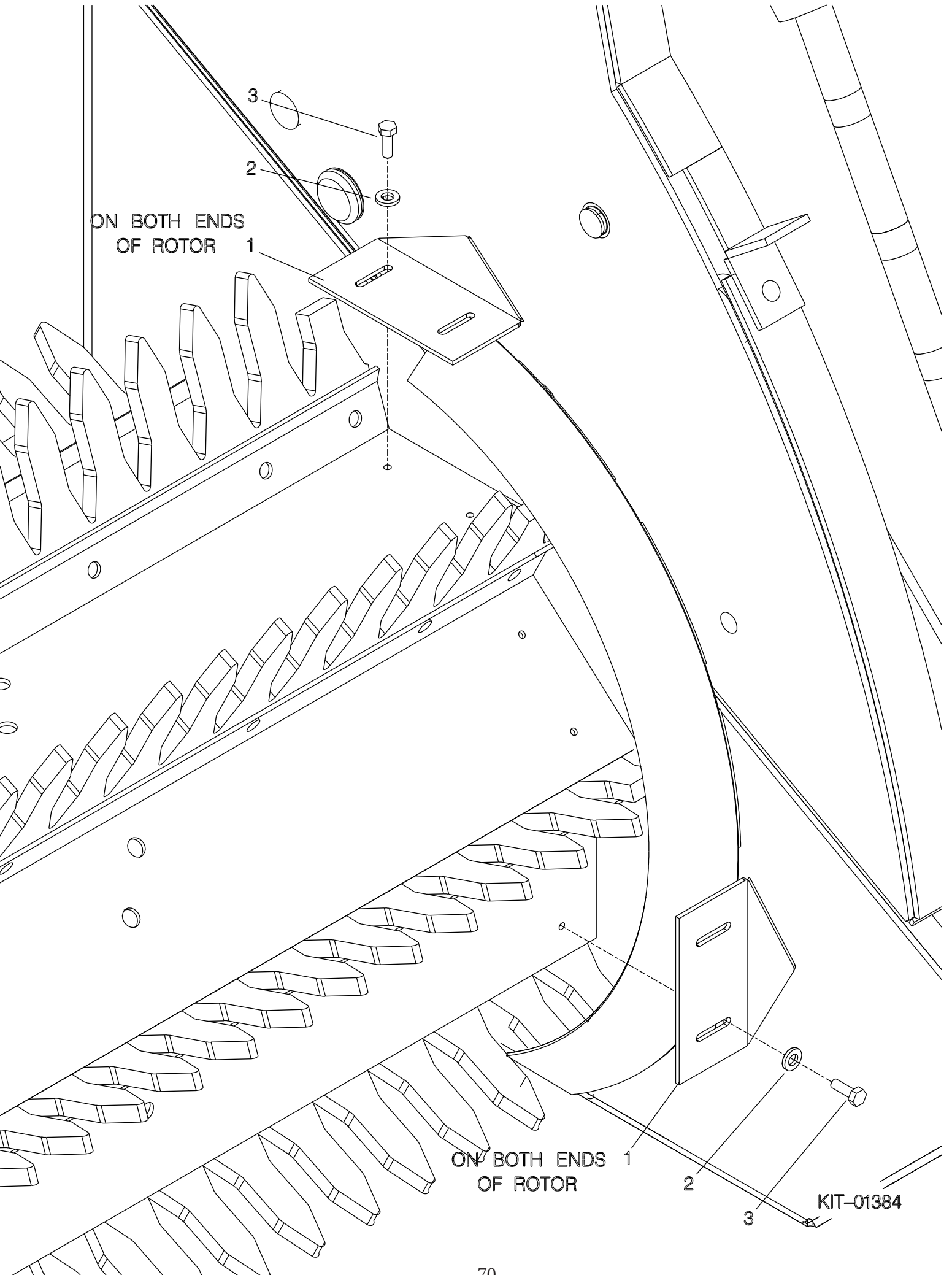
Shelbourne Reynolds Engineering Limited

| ASSY NUMBER: KIT-01340 | | | | ASSY DESCRIPTION: STEEL SKID COVER KIT | | | |
|------------------------|-----------|------------------|-----|--|---------|-------------|-----|
| ITEM | PART NO | DESCRIPTION | QTY | ITEM | PART NO | DESCRIPTION | QTY |
| 1 | 197369 01 | STEEL SKID COVER | 2 | | | | |
| 5 | BLT-2700 | COACHBOLT | 16 | | | | |
| 6 | WSH-0012 | PLAIN WASHER | 16 | | | | |
| 7 | NUT-0263 | NYLOC NUT | 16 | | | | |



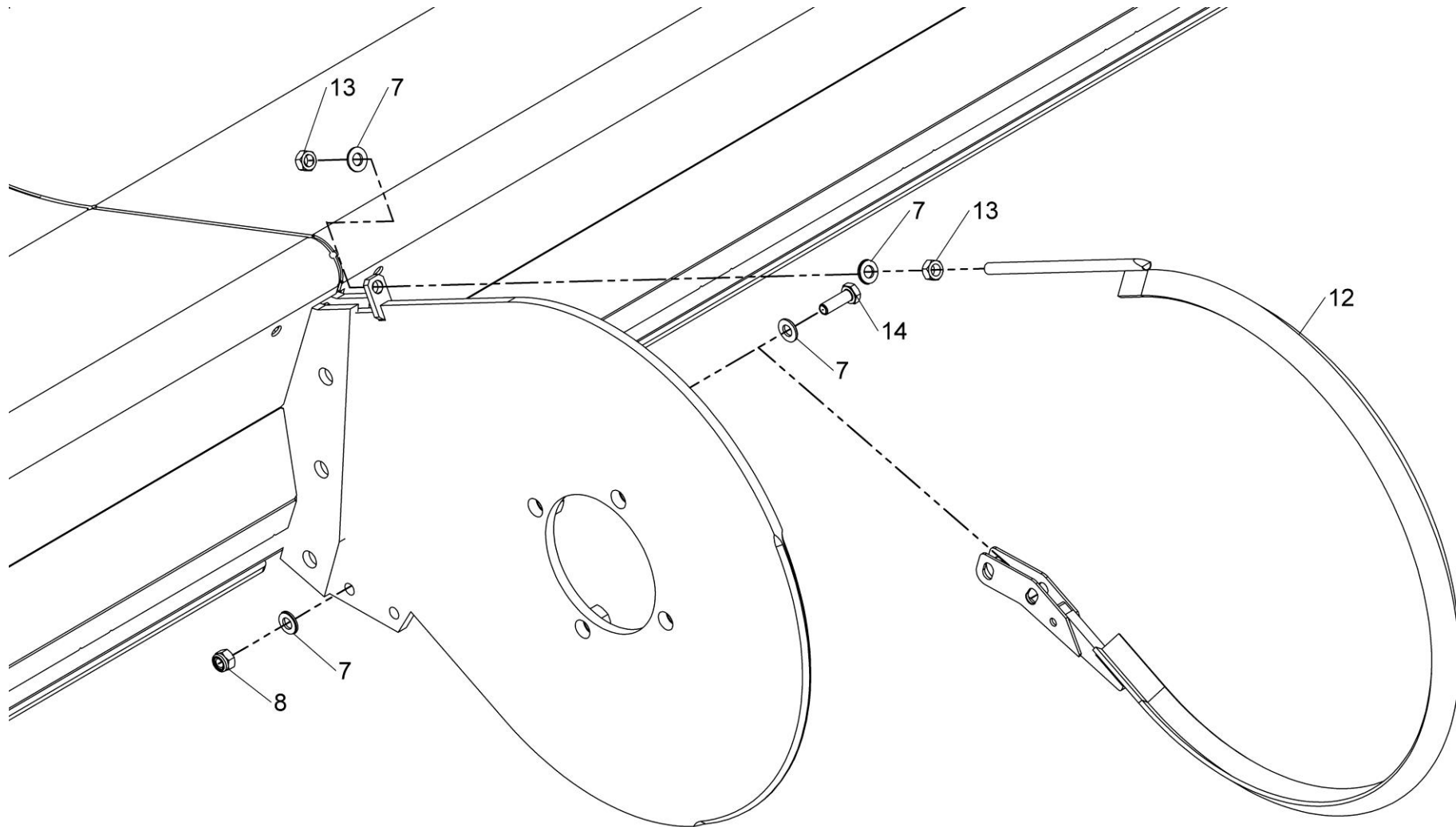
Shelbourne Reynolds Engineering Limited

| | | | | | | | |
|------------------------|-----------|-----------------|-----|---------------------------------------|---------|-------------|-----|
| ASSY NUMBER: KIT-01384 | | | | ASSY DESCRIPTION: ANTI-WRAP PLATE KIT | | | |
| ITEM | PART NO | DESCRIPTION | QTY | ITEM | PART NO | DESCRIPTION | QTY |
| 1 | 192679 01 | ANTI-WRAP PLATE | 8 | | | | |
| 2 | WSH-1034 | PENNY WASHER | 16 | | | | |
| 3 | SCW-5180 | SELF TAP SCREW | 16 | | | | |



Shelbourne Reynolds Engineering Limited

| ASSY NUMBER: KIT-01403 | | | | ASSY DESCRIPTION: VEE STRIP KIT | | | |
|------------------------|-----------|----------------|-----|---------------------------------|---------|-------------|-----|
| ITEM | PART NO | DESCRIPTION | QTY | ITEM | PART NO | DESCRIPTION | QTY |
| 1 | | | | | | | |
| 2 | | | | | | | |
| 3 | | | | | | | |
| 4 | | | | | | | |
| 5 | | | | | | | |
| 6 | | | | | | | |
| 7 | WSH-0012 | PLAIN WASHER | 3 | | | | |
| 8 | NUT-0263 | NYLOC NUT | 1 | | | | |
| 9 | | | | | | | |
| 10 | | | | | | | |
| 11 | | | | | | | |
| 12 | 192502 01 | VEE STRIP ASSY | 1 | | | | |
| 13 | NUT-0164 | PLAIN NUT | 2 | | | | |
| 14 | HSS-0145 | SET SCREW | 1 | | | | |

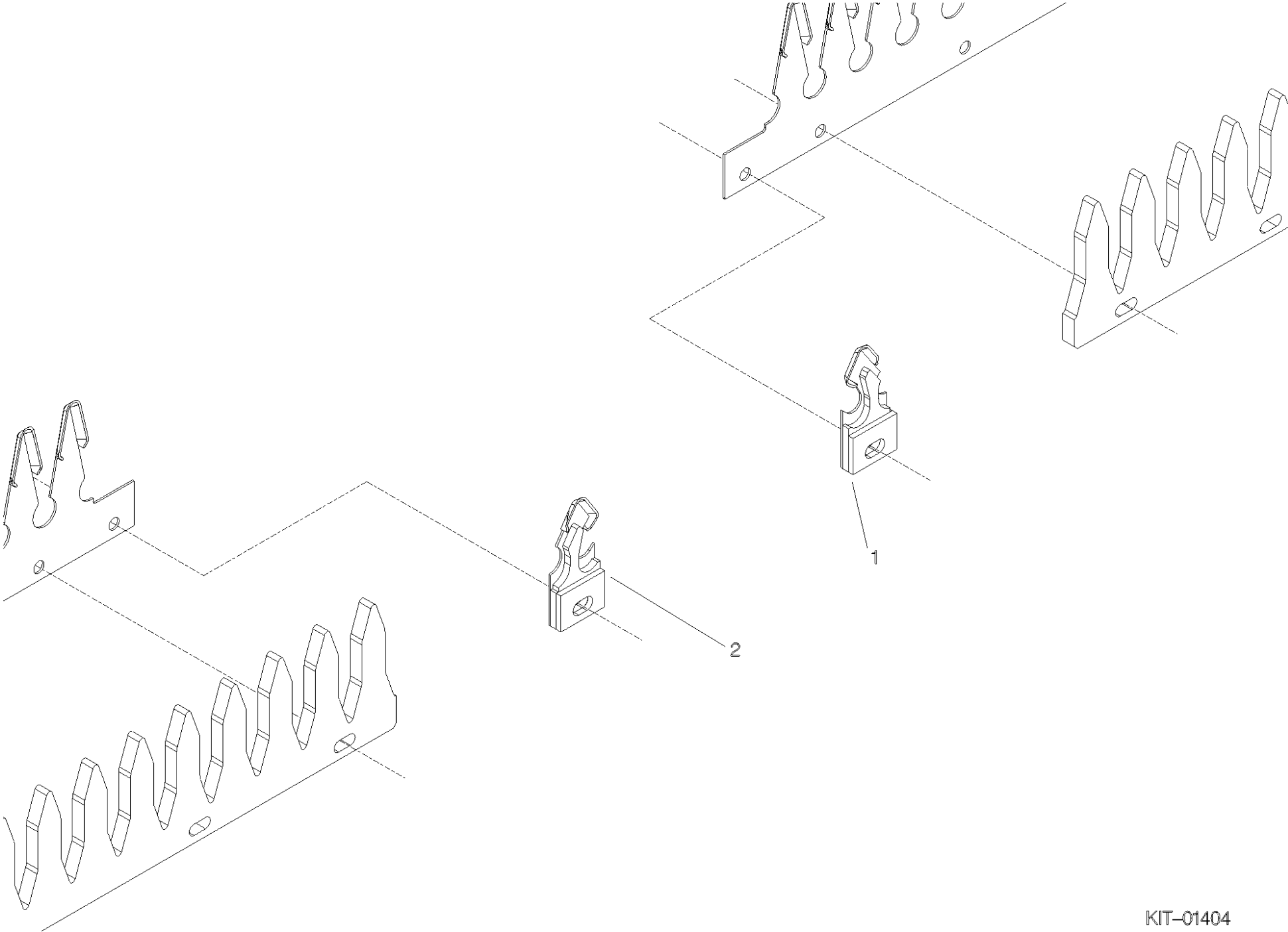


KIT-01403



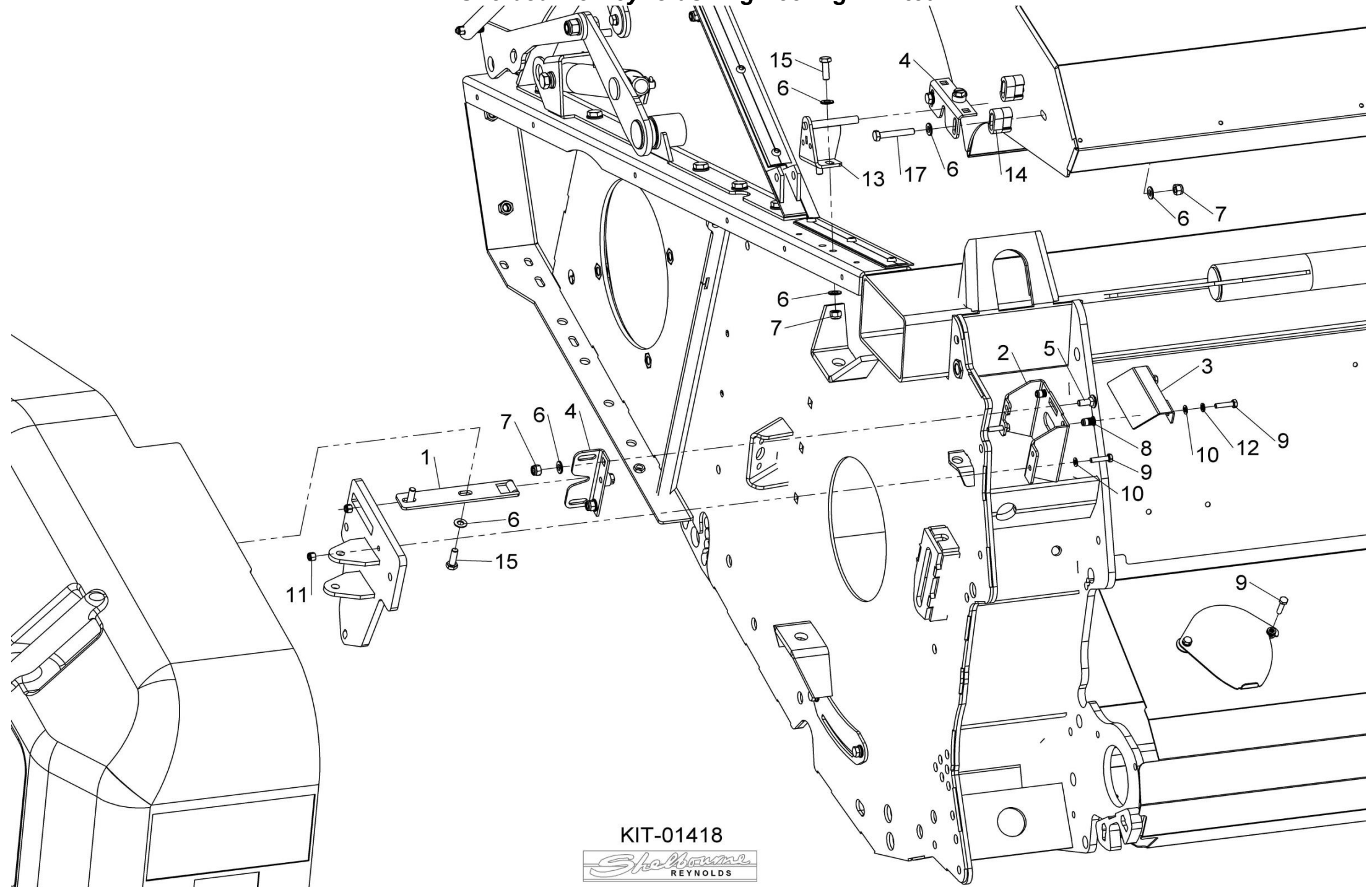
Shelbourne Reynolds Engineering Limited

| | | | | | | | |
|------------------------|-----------|----------------------------|-----|--|---------|-------------|-----|
| ASSY NUMBER: KIT-01404 | | | | ASSY DESCRIPTION: NON AGGRESSIVE CENTRE FINGER KIT | | | |
| ITEM | PART NO | DESCRIPTION | QTY | ITEM | PART NO | DESCRIPTION | QTY |
| 1 | 198280 01 | CENTRE FINGER LH (NON AGG) | 8 | | | | |
| 2 | 198280 02 | CENTRE FINGER RH (NON AGG) | 8 | | | | |



Shelbourne Reynolds Engineering Limited

| ASSY NUMBER: KIT-01418 | | | | ASSY DESCRIPTION: CE AREA KIT (CVS/RSD) | | | |
|------------------------|-----------|---------------------|-----|---|---------|-------------------------------|-----|
| ITEM | PART NO | DESCRIPTION | QTY | ITEM | PART NO | DESCRIPTION | QTY |
| 1 | 290647 01 | SLAM LATCH CATCH | 1 | | | | |
| 2 | 290635 01 | SLAM LATCH MOUNTING | 1 | | | | |
| 3 | 290636 01 | COVER PLATE | 1 | | | | |
| 4 | LTC-00040 | SLAM LATCH | 2 | | | REMOVE REAR GUARD THUMB SCREW | |
| 5 | BLT-4710 | COACH BOLT | 2 | | | AND REPLACE WITH ITEM 5 | |
| 6 | WSH-0012 | PLAIN WASHER | 12 | | | | |
| 7 | NUT-0263 | NYLOC NUT | 6 | | | REMOVE TOP GUARD LOCATING | |
| 8 | NUTA13060 | NUTSERT | 2 | | | PLATE AND REPLACE WITH ITEM 1 | |
| 9 | HSS-0088 | SETSCREW | 5 | | | | |
| 10 | WSH-0009 | PLAIN WASHER | 4 | | | TRIM TOP CORNER FROM GUARD | |
| 11 | NUT-0260 | NYLOC NUT | 2 | | | SLAM LATCH | |
| 12 | WSH-0056 | SPRING WASHER | 2 | | | | |
| 13 | 290736 01 | SLAM LATCH PIN | 1 | | | | |
| 14 | 290738 01 | SLAM LATCH SPACER | 2 | | | | |
| 15 | HSS-0145 | SETSCREW | 2 | | | | |
| 16 | | | | | | | |
| 17 | HSS-0157 | SETSCREW | 2 | | | | |

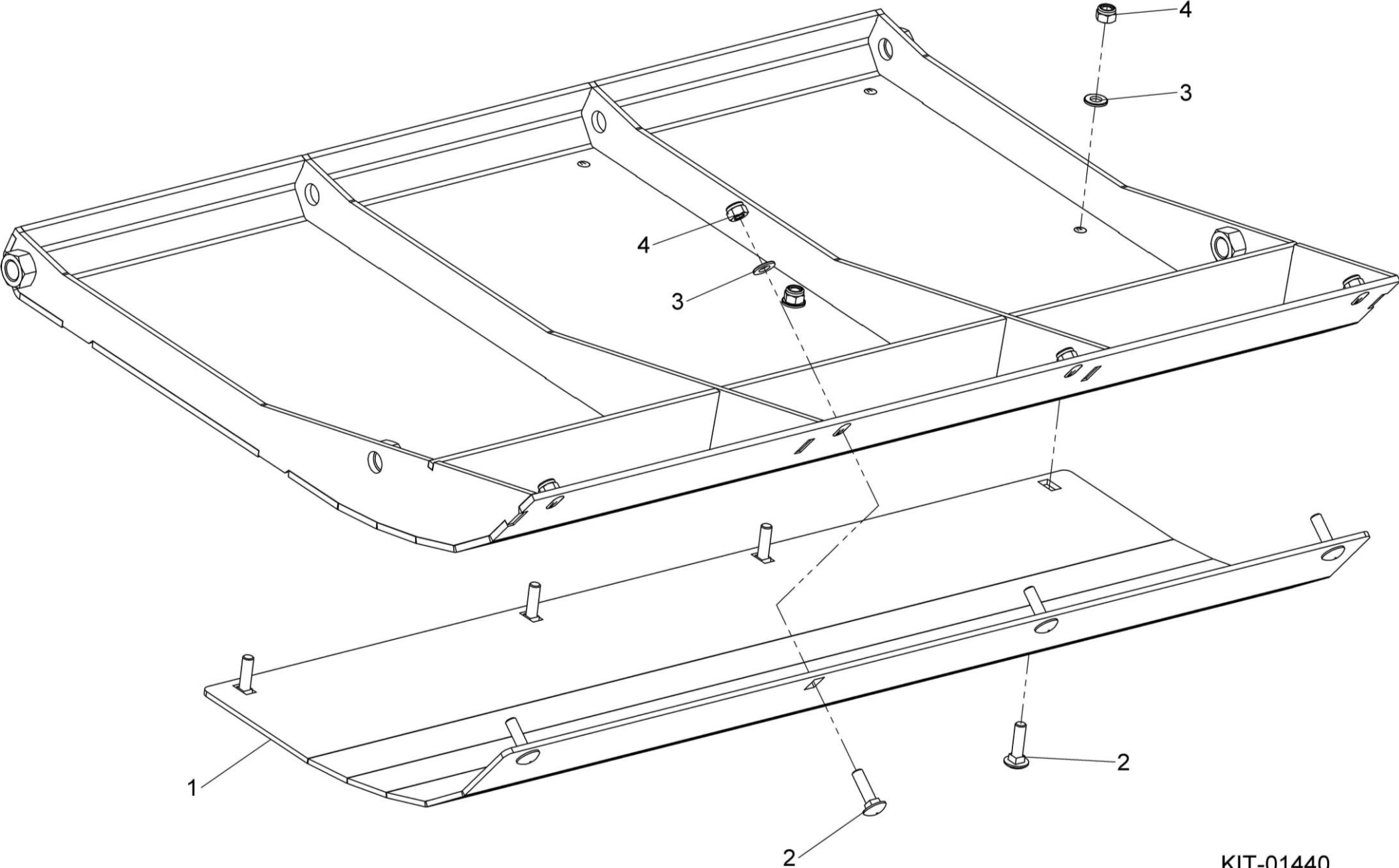


KIT-01418



Shelbourne Reynolds Engineering Limited

| ASSY NUMBER: KIT-01440 | | | | ASSY DESCRIPTION: HARDOX SKID COVER KIT (2020 & ON) | | | |
|------------------------|-----------|-------------------|-----|---|---------|-------------|-----|
| ITEM | PART NO | DESCRIPTION | QTY | ITEM | PART NO | DESCRIPTION | QTY |
| 1 | 292040 01 | HARDOX SKID COVER | 2 | | | | |
| 2 | BLTF08173 | COACH BOLT | 16 | | | | |
| 3 | WSH-0012 | PLAIN WASHER | 16 | | | | |
| 4 | NUT-0263 | NYLOC NUT | 16 | | | | |



KIT-01440

